

**RESULTS
OF
SECONDARY
AND
HIGHER SECONDARY
EXAMINATIONS, 2022
REFERENCE YEAR: 2021**



सत्यमेव जयते

**GOVERNMENT OF INDIA
MINISTRY OF EDUCATION
DEPARTMENT OF SCHOOL EDUCATION & LITERACY
STATISTICS DIVISION
NEW DELHI
PUBLICATION YEAR: 2023**

PREFACE

India has one of the largest proportions of *population* in the younger *age groups* in the world. Approximately, one third of population of the country accounts for persons of less than 18 years of age.

2. The publication titled '*Results of Secondary and Higher Secondary Examinations*' is the collective effort of Department of School Education and Literacy, Ministry of Education along with all the Central and State Secondary and Higher Secondary Examination Boards of the country, both regular and open. The information is disseminated with a view of having a holistic dataset reflecting the Board Examination Results for both Secondary and Higher Secondary levels covering all the education board of the country.

3. In this current year's publication, more than 50 tables have been updated in tabular form for the year 2022(academic year 2021-2022) covering Annual and Supplementary Examination Results including Regular and Private Students as well as results of Open Boards for All Social Groups, Schedule Castes and Schedule Tribes. This edition contains information on total number of students appeared in examination, number of students passed and number of students passed with 60% or above marks.

4. Importance of having a comprehensive database on Examination results for all boards is much more needed. With this in view, it is expected that the results would be useful for the planners, policy makers, researchers, educationalists, academicians, student and general public.

5. Suggestions for improvement of the publication in content and quality will be highly appreciated and duly acknowledged and may send on the email-id mentioned on the cover page.

New Delhi

April, 2023

CONTENT		
Sl. No.	Subject	Page No.
1	Summary Finding of the Report on 'Results of Secondary and Higher Secondary Examinations	1-5
2	Data Highlights	6-34
Section A		
Examination Result 2022 for Secondary level		
3	Table 1: Annual and Supplementary Examination Results – Regular & Private Students - All Categories-Overall Management wise-All	35-36
4	Table2: Annual and Supplementary Examination Results- Percentage-wise- Regular and Private- All Categories- Overall Management wise-All	37-38
5	Table 3: Annual and Supplementary Examination Results – Regular & Private Students - All Categories-Government School	39-40
6	Table 4: Annual and Supplementary Examination Results- Percentage-wise- Regular and Private- All Categories- Government School	41-42
7	Table 5: Annual and Supplementary Examination Results – Regular & Private Students - All Categories-Government Aided School	43-44
8	Table 6: Annual and Supplementary Examination Results- Percentage-wise- Regular and Private- All Categories- Government Aided School	45-46
9	Table 7: Annual and Supplementary Examination Results – Regular & Private Students - All Categories-Private Un-Aided School	47-48
10	Table 8: Annual and Supplementary Examination Results- Percentage-wise- Regular and Private- All Categories- Private Un-Aided School	49-50
11	Table 9: Annual and Supplementary Examination Results – Regular & Private Students - All Categories-Others	51-52
12	Table 10: Annual and Supplementary Examination Results- Percentage-wise- Regular and Private- All Categories- Others	53-54
13	Table 11: Annual and Supplementary Examination Results - Regular and Private- SC Students-Overall Management wise-All	55-56
14	Table12: Annual and Supplementary Examination Results- Percentage-wise- Regular and Private SC Students- Overall Management wise-All	57-58
15	Table 13: Annual and Supplementary Examination Results – Regular & Private Students – SC Students-Government School	59-60
16	Table 14: Annual and Supplementary Examination Results- Percentage-wise- Regular and Private- SC Students-Government School	61-62
17	Table 15: Annual and Supplementary Examination Results – Regular & Private Students - SC Students -Government Aided School	63-64
18	Table 16: Annual and Supplementary Examination Results- Percentage-wise- Regular and Private- SC Students - Government Aided School	65-66
19	Table 17: Annual and Supplementary Examination Results –	67-68

CONTENT		
Sl. No.	Subject	Page No.
	Regular & Private Students - SC Students -Private Un-Aided School	
20	Table 18: Annual and Supplementary Examination Results- Percentage-wise- Regular and Private- SC Students - Private Un-Aided School	69-70
21	Table 19: Annual and Supplementary Examination Results – Regular & Private Students - SC Students -Others	71-72
22	Table 20: Annual and Supplementary Examination Results- Percentage-wise- Regular and Private- SC Students - Others	73-74
23	Table 21: Annual and Supplementary Examination Results - Regular ST Students-Overall Management wise-All	75-76
24	Table22: Annual and Supplementary Examination Results- Percentage-wise-Regular & Private-ST Students- Overall Management wise-All	77-78
25	Table 23: Annual and Supplementary Examination Results – Regular & Private Students – ST Students-Government School	79-80
26	Table 24: Annual and Supplementary Examination Results- Percentage-wise- Regular and Private- ST Students-Government School	81-82
27	Table 25: Annual and Supplementary Examination Results – Regular & Private Students - ST Students -Government Aided School	83-84
28	Table 26: Annual and Supplementary Examination Results- Percentage-wise- Regular and Private- ST Students - Government Aided School	85-86
29	Table 27: Annual and Supplementary Examination Results – Regular & Private Students - ST Students -Private Un-Aided School	87-88
30	Table 28: Annual and Supplementary Examination Results- Percentage-wise- Regular and Private- ST Students - Private Un-Aided School	89-90
31	Table 29: Annual and Supplementary Examination Results – Regular & Private Students - ST Students -Others	91-92
32	Table 30: Annual and Supplementary Examination Results- Percentage-wise- Regular and Private- ST Students - Others	93-94
33	Table 31: Open School Board -All categories	95
34	Table 32: Open School Board - Percentage-wise number of students- All Categories	96
35	Table 33: Open School Board -Scheduled Caste	97
36	Table 34: Open School Board - Percentage-wise number of students - Schedule Caste	98
37	Table 35: Open School Board - Scheduled Tribe	99
38	Table 36: Open School Board - Percentage-wise number of students - Schedule Tribe	100
39	Table 37: Secondary Examination results during 2012 - 2022 (Central/State Boards)	101
40	Table 38: Secondary Examination results during 2012 - 2022 (Open School Boards)	101

CONTENT		
Sl. No.	Subject	Page No.
41	Table 39: Secondary Examination results during 2012 - 2022 (All Boards)	101
Section B		
Examination Result 2021 for Higher Secondary Level		
42	Table 1: Annual and Supplementary Examination Results – Regular & Private Students - All Categories-Overall Management wise-All	102-103
43	Table2: Annual and Supplementary Examination Results- Percentage-wise- Regular and Private- All Categories- Overall Management wise-All	104-105
44	Table 3: Annual and Supplementary Examination Results – Regular & Private Students - All Categories-Government School	106-107
45	Table 4: Annual and Supplementary Examination Results- Percentage-wise- Regular and Private- All Categories- Government School	108-109
46	Table 5: Annual and Supplementary Examination Results – Regular & Private Students - All Categories-Government Aided School	110-111
47	Table 6: Annual and Supplementary Examination Results- Percentage-wise- Regular and Private- All Categories- Government Aided School	112-113
48	Table 7: Annual and Supplementary Examination Results – Regular & Private Students - All Categories-Private Un-Aided School	114-115
49	Table 8: Annual and Supplementary Examination Results- Percentage-wise- Regular and Private- All Categories- Private Un-Aided School	116-117
50	Table 9: Annual and Supplementary Examination Results – Regular & Private Students - All Categories-Others	118-119
51	Table 10: Annual and Supplementary Examination Results- Percentage-wise- Regular and Private- All Categories- Others	120-121
52	Table 11: Annual and Supplementary Examination Results - Regular and Private- SC Students-Overall Management wise-All	122-123
53	Table12: Annual and Supplementary Examination Results- Percentage-wise- Regular and Private SC Students- Overall Management wise-All	124-125
54	Table 13: Annual and Supplementary Examination Results – Regular & Private Students – SC Students-Government School	126-127
55	Table 14: Annual and Supplementary Examination Results- Percentage-wise- Regular and Private- SC Students-Government School	128-129
56	Table 15: Annual and Supplementary Examination Results – Regular & Private Students - SC Students -Government Aided School	130-131
57	Table 16: Annual and Supplementary Examination Results- Percentage-wise- Regular and Private- SC Students - Government Aided School	132-133
58	Table 17: Annual and Supplementary Examination Results – Regular & Private Students - SC Students -Private Un-Aided School	134-135

CONTENT		
Sl. No.	Subject	Page No.
59	Table 18: Annual and Supplementary Examination Results- Percentage-wise- Regular and Private- SC Students - Private Un-Aided School	136-137
60	Table 19: Annual and Supplementary Examination Results – Regular & Private Students - SC Students -Others	138-139
61	Table 20: Annual and Supplementary Examination Results- Percentage-wise- Regular and Private- SC Students - Others	140-141
62	Table 21: Annual and Supplementary Examination Results - Regular ST Students-Overall Management wise-All	142-143
63	Table22: Annual and Supplementary Examination Results- Percentage-wise-Regular & Private-ST Students- Overall Management wise-All	144-145
64	Table 23: Annual and Supplementary Examination Results – Regular & Private Students – ST Students-Government School	146-147
65	Table 24: Annual and Supplementary Examination Results- Percentage-wise- Regular and Private- ST Students-Government School	148-149
66	Table 25: Annual and Supplementary Examination Results – Regular & Private Students - ST Students -Government Aided School	150-151
67	Table 26: Annual and Supplementary Examination Results- Percentage-wise- Regular and Private- ST Students - Government Aided School	152-153
68	Table 27: Annual and Supplementary Examination Results – Regular & Private Students - ST Students -Private Un-Aided School	154-155
69	Table 28: Annual and Supplementary Examination Results- Percentage-wise- Regular and Private- ST Students - Private Un-Aided School	156-157
70	Table 29: Annual and Supplementary Examination Results – Regular & Private Students - ST Students -Others	158-159
71	Table 30: Annual and Supplementary Examination Results- Percentage-wise- Regular and Private- ST Students - Others	160-161
72	Table 31: Stream-wise Results Annual & Supplementary- Regular and Private Students - All Categories	162-163
73	Table 32: Share of Pass Out Students in Different Streams-Regular and Private Students -All Categories	164-165
74	Table 33: Stream-wise Results Annual & Supplementary - Regular and Private Students - SC Students	166-167
75	Table 34: Share of Pass Out Students in Different Streams- SC Students	168-169
76	Table 35: Stream-wise Results Annual & Supplementary - Regular and Private Students - ST Students	170-171
77	Table 36: Share of Pass Out Students in Different Streams - ST Students	172-173
78	Table 37: Open School Board -All categories	174
79	Table 38: Open School Board - Percentage-wise number of	175

CONTENT		
Sl. No.	Subject	Page No.
	students- All Categories	
80	Table 39: Open School Board -Scheduled Caste	176
81	Table 40: Open School Board - Percentage-wise number of students - Schedule Caste	177
82	Table 41: Open School Board - Scheduled Tribe	178
83	Table 42: Open School Board - Percentage-wise number of students - Schedule Tribe	179
84	Table 43: Secondary Examination results during 2012 - 2022 (Central/State Boards)	180
85	Table 44: Secondary Examination results during 2012 - 2022 (Open School Boards)	180
86	Table 45: Secondary Examination results during 2012 - 2022 (All Boards)	180

Summary Finding of the Report on 'Results of Secondary and Higher Secondary Examinations

I. BOARD DETAILS

Table 1: Examination Board Details in the Year 2022& 2021							
Category	Regular Examination Board			Open Examination Board			Total Examination Boards
	Centre	State	Total	Centre	State	Total	
Common Examination Board (Higher Secondary & Secondary)	02	30	32	01	07	08	40
Secondary	-	10	10	-	-	-	10
Higher Secondary	-	09	09	-	01	01	10
Total Examination Board	02	49	51	01	08	09	60

II. STUDENTS DETAILS

Table 2: Total Number of Students Registered, appeared and Passed in Examination Board, Year, 2022						
	Secondary			Higher Secondary		
	Student Registered	Student Appeared	Students Passed	Student Registered	Students Appeared	Students Passed
Regular Board including Private (Annual & Supplementary)						
	In Lakh	In Lakh	In Lakh	In Lakh	In Lakh	In Lakh
Boys	102	97	81	77	74	62
Girls	91	88	77	71	69	62
Total	193	185	158	148	143	124
Open Board including Private						
Boys	2	2	0.9	3	3	1
Girls	2	1	0.8	2	2	1
Total	4	3	1	5	5	2
Regular & Open Board including Private (Annual & Supplementary)						
Boys	104	99	82	80	77	64
Girls	93	90	77	73	71	63
Total	197	189	160	153	148	127

III. Ratios to Appeared to Registered and Pass to Appeared Details for all Examination Boards

Table 3- Ratio Table for Appeared to Registered & Passed to Appeared Ratios for the Year, 2022 - Over All Management wise (In Lakh)

At the Level	Total Registered Students (Regular +Private)	Total Appeared Students (Regular +Private)	Total Passed Annual (including supplementary)	Ratios of Appeared to Registered	Ratios Passed to Appeared
Secondary Level	193	186	158	0.96	0.85
Higher Secondary	148	143	125	0.97	0.87

Table 4- Ratio Table for Appeared to Registered & Passed to Appeared Ratios at Secondary level Exam Board, Year, 2022 - Over All Management wise							
Sl. No.	State	Name of the Board	Registered (Regular +Private)	Appeared (Regular +Private)	Passed Annual (including supplementary)	Ratio of Appeared to Registered	Ratio Passed to Appeared
			Total	Total	Total	Total	Total
1	Central	Central Board of Secondary Education, New Delhi	2109188	2093958	1976650	0.99	0.94
2		Council for the Indian School Certificate Examinations, New Delhi	231453	231062	231005	1.00	1.00
3	Andhra Pradesh	Andhra Pradesh, Board of Secondary Education	620997	616113	546172	0.99	0.89
4	Assam	Assam Board of Secondary Education	431132	416036	247973	0.96	0.60
5		State Madrasa Education Board, Assam	4734	4734	3263	1.00	0.69
6	Bihar	Bihar School Examination Board, Patna	1749647	1607945	1259063	0.92	0.78
7		Bihar State Madrasa Education Board, Vidyapati Marg, Patna	55537	55154	52764	0.99	0.96
8		Bihar Sanskrit Shiksha Board Patna	15927	15927	11595	1.00	0.73
9	Chhattisgarh	Chhattisgarh Board of Secondary Education	375694	363176	277909	0.97	0.77
10		Chhattisgarh Madarsa Board, Raipur	132	123	115	0.93	0.93
11		Chhattisgarh Sanskriti Vidya Mandalam, Raipur	733	677	669	0.92	0.99
12	Goa	Goa Board of Secondary & Higher Secondary Education	20651	20593	19352	1.00	0.94
13	Gujarat	Gujarat Secondary & Higher Secondary Education Board	785458	774822	529195	0.99	0.68
14	Haryana	Board of School Education Haryana	336445	326878	240394	0.97	0.74
15	Himachal Pradesh	Himachal Pradesh Board of School Education	90185	89555	78608	0.99	0.88
16	Jammu and Kashmir	Jammu and Kashmir State Board of School Education	87258	87258	54137	1.00	0.62
17	Jharkhand	Jharkhand Academic Council, Ranchi	399920	391108	374613	0.98	0.96
18	Karnataka	Karnataka, Secondary Education Examination Board	968679	948104	770050	0.98	0.81
19	Kerala	Kerala Board of Public Examination	427408	426878	426229	1.00	1.00
20	Madhya Pradesh	Board of Secondary Education Madhya Pradesh	1066974	1030118	632079	0.97	0.61
21		Maharshi Patanjali Sanskrit Sansthan, Bhopal (Madhya Pradesh)	3404	3226	2259	0.95	0.70
22	Maharashtra	Maharashtra State Board of Secondary & Higher Secondary Education	1634864	1617346	1568211	0.99	0.97
23	Manipur	Board of Secondary Education, Manipur	39764	39233	29815	0.99	0.76
24	Meghalaya	Meghalaya Board of School Education	58666	57364	32689	0.98	0.57
25	Mizoram	Mizoram Board of School Education	18357	17496	12442	0.95	0.71
26	Nagaland	Nagaland Board of School Education	30301	28938	18722	0.96	0.65
27	New Delhi	Rashtriya Sanskrit Sansthan New Delhi	681	585	554	0.86	0.95
28	Odisha	Board of Secondary Education, Odisha	571909	526818	517874	0.92	0.98
29	Punjab	Punjab School Education Board	332668	326907	319736	0.98	0.98
30	Rajasthan	Board of Secondary Education, Rajasthan	1092524	1059150	879365	0.97	0.83
31		Banasthali Vidyapeeth, Rajasthan	508	508	508	1.00	1.00
32	Tamil Nadu	State Board of School Education Tamil Nadu	1079558	1037037	855473	0.96	0.82
33	Telangana	Directorate of Government Examination, Telangana State	509307	504398	492073	0.99	0.98
34	Tripura	Tripura Board of Secondary Education	52292	42797	38979	0.82	0.91
35	Uttar Pradesh	Madhyamik Shiksha Parishad Uttar Pradesh	2781645	2520631	2222868	0.91	0.88
36		U.P. Dayalbag Education Institute	232	230	230	0.99	1.00
37		UP Board of Secondary Sanskrit Education	21477	16077	14099	0.75	0.88
38		Aligarh Muslim University Board of Secondary & Sr. Secondary Education	1618	1618	1609	1.00	0.99
39	Uttarakhand	Uttarakhand Board of School Education	129778	127895	99092	0.99	0.77
40		Uttarakhand Sanskriti Shiksha Parishad	702	702	619	1.00	0.88
41	West Bengal	West Bengal Board of Secondary Education	1127802	1098775	949935	0.97	0.86
42		West Bengal Board of Madrasah Education	75806	68714	59988	0.91	0.87
	Total		19342015	18596664	15848975	0.96	0.85

Table5: Ratio Table for Appeared to Registered & Passed to Appeared Ratios HIGHER SECONDARY EXAMINATION- 2022 Over ALL Management wise							
Sl. No.	State	Name of the Board	Total Registered	Total Appeared	Total Passed	Ratios of Total Appeared to Registered	Ratios of Total Passed to Appeared
1	Central	Central Board of Secondary Education, New Delhi	1444341	1435366	1330662	0.99	0.93
2		Council for the Indian School Certificate Examinations, New Delhi	97063	96940	96340	1.00	0.99
3	Andhra Pradesh	Andhra Pradesh, Board of Intermediate Education	489576	489576	338735	1.00	0.69
4	Assam	Assam Higher Secondary Education Council	235488	205625	175248	0.87	0.85
5	Bihar	Bihar School Examination Board, Patna	1339367	1235473	1009881	0.92	0.82
6		Bihar State Madrasa Education Board, Patna	38750	37990	37504	0.98	0.99
7	Chhattisgarh	Chhattisgarh Board of Secondary Education	292611	287495	244468	0.98	0.85
8		Chhattisgarh Madarsa Board, Raipur	121	102	96	0.84	0.94
9		Chhattisgarh Sanskriti Vidya Mandalam, Raipur	701	701	701	1.00	1.00
10	Goa	Goa Board of Secondary & Higher Secondary Education	18270	18221	17299	1.00	0.95
11	Gujarat	Gujarat Secondary & Higher Secondary Education Board	457847	453103	392748	0.99	0.87
12	Haryana	Board of School Education Haryana	251447	249098	216915	0.99	0.87
13	Himachal Pradesh	H.P. Board of School Education	87871	87562	82346	1.00	0.94
14	Jammu and Kashmir	The Jammu & Kashmir State Board of School Education	179010	179010	127664	1.00	0.71
15	Jharkhand	Jharkhand Academic Council, Ranchi	281435	273061	262721	0.97	0.96
16	Karnataka	Department of Pre-University Education, Karnataka	622511	621734	465988	1.00	0.75
17	Kerala	Kerala Higher Secondary Board	411501	407495	340980	0.99	0.84
18		State Board of Vocational Higher Secondary, Kerala	30147	29906	24317	0.99	0.81
19	Madhya Pradesh	Board of Secondary Education, Madhya Pradesh	713178	697746	547007	0.98	0.78
20		Maharshi Patanjali Sanskrit Sansthan, Bhopal (Madhya Pradesh)	3277	2921	2408	0.89	0.82
21	Maharashtra	Maharashtra State Board of Secondary & Higher Secondary Education	1479688	1469604	1388327	0.99	0.94
22	Manipur	Council of Higher Secondary Education, Manipur	28993	28153	26887	0.97	0.96
23	Meghalaya	Meghalaya Board of School Education	27664	27285	22082	0.99	0.81
24	Mizoram	Mizoram Board of School Education	12301	11950	9843	0.97	0.82
25	Nagaland	Nagaland Board of School Education	17332	17120	13989	0.99	0.82
26	New Delhi	Rashtriya Sanskrit Sansthan New Delhi	1506	1378	1290	0.92	0.94
27	Odisha	Council of Higher Secondary Education, Odisha	301647	297745	263197	0.99	0.88
28	Punjab	Punjab School Education Board	319642	316292	307708	0.99	0.97
29	Rajasthan	Board of Secondary Education, Rajasthan	911725	897514	866931	0.98	0.97
30		Banasthali Vidyapeeth, Rajasthan	946	946	945	1.00	1.00
31	Tamil Nadu	State Board of School Education Tamil Nadu	918183	883062	779799	0.96	0.88
32	Telangana	Telangana State Board of Intermediate Education	467809	443911	354196	0.95	0.80
33	Tripura	Tripura Board of Secondary Education	35808	28657	27965	0.80	0.98
34	Uttar Pradesh	Madhyamik Shiksha Parishad Uttar Pradesh	2410971	2237578	1924163	0.93	0.86
35		Aligarh Muslim University Board of Secondary & Sr. Secondary Education	2747	2747	2727	1.00	0.99
36		U.P. Dayalbag Education Institute	338	338	338	1.00	1.00
37		UP Board of Secondary Sanskrit Education	17569	16836	12863	0.96	0.76
38		Uttarakhand	Uttarakhand Board of School Education	113164	111688	92299	0.99
39		Uttarakhand Sanskriti Shiksha Parishad	844	829	793	0.98	0.96
40	West Bengal	West Bengal Council of Higher Secondary Education	745716	721515	650697	0.97	0.90
41		West Bengal Board of Madrasah Education	5580	5034	4568	0.90	0.91
		Total	14814685	14329307	12465635	0.97	0.87

IV. Stream-wise Students passed at Higher Secondary level in Examination, 2022 & 2021

Table 6: Stream-Wise Passed Students at Higher Secondary level in Examination ,2022						
	Boys		Girls		Total	
	(In Numbers)	(In Percent)	(In Numbers)	(In Percent)	(In Numbers)	(In Percent)
All Stream Total Passed	62,90,956	100	61,74,679	100	1,24,65,635	100
ARTs	21,80,944	35	28,22,118	46	50,03,062	40
Commerce	9,44,585	15	8,54,312	14	17,98,897	14
Science	29,11,944	46	23,25,805	38	52,37,749	42
Vocational	2,20,442	4	1,67,243	3	3,87,685	3

Table 7: Stream-Wise Passed Students at Higher Secondary level in Examination, 2021						
	Boys		Girls		Total	
	(In Numbers)	(In Percent)	(In Numbers)	(In Percent)	(In Numbers)	(In Percent)
All Stream Total Passed *	75,56,759	100	69,00,018	100	1,44,56,777	100
ARTs	23,62,500	31	29,70,408	43	53,32,908	37
Commerce	9,86,307	13	8,49,837	12	18,36,144	13
Science	30,42,734	40	21,76,517	32	52,19,251	36
Vocational	1,30,277	2	86,661	1	2,16,938	2

**Bifurcated data for stream from few boards not received*

Data Highlights

The Department of School Education and Literacy assimilates data received from the examination boards of the country and brings out the publication titled '*Results of Secondary and Higher Secondary Examinations*' with a view of having a holistic dataset reflecting the Board Examination Results for both secondary and higher secondary levels covering all the education boards of the country.

2. In the current publication, more than 50 tables have been updated in tabular form for the year 2021 covering Annual and Supplementary Examination Results-Regular and Private Students for All Social Groups, Scheduled Castes and Scheduled Tribes. Results of Open Boards including National Institute of Open Schooling (NIOS) of Centre, 07 Secondary Open Boards of States and 08 Higher Secondary Open Boards of States have also been incorporated as before.

3. From the Year,2022 an updated format including the Registered students and management-wise schools where the students registered and appeared in various exam board was circulated to all the exam boards and hence this report has also compiled the information on these parameters as in below tables and graphs

4. The summary data includes information in tabular and graphical format on varieties of details viz. number of students appeared in examination, number of students passed and number of Students passed with 60% or above marks etc.

5. Some of the data highlights are presented below:

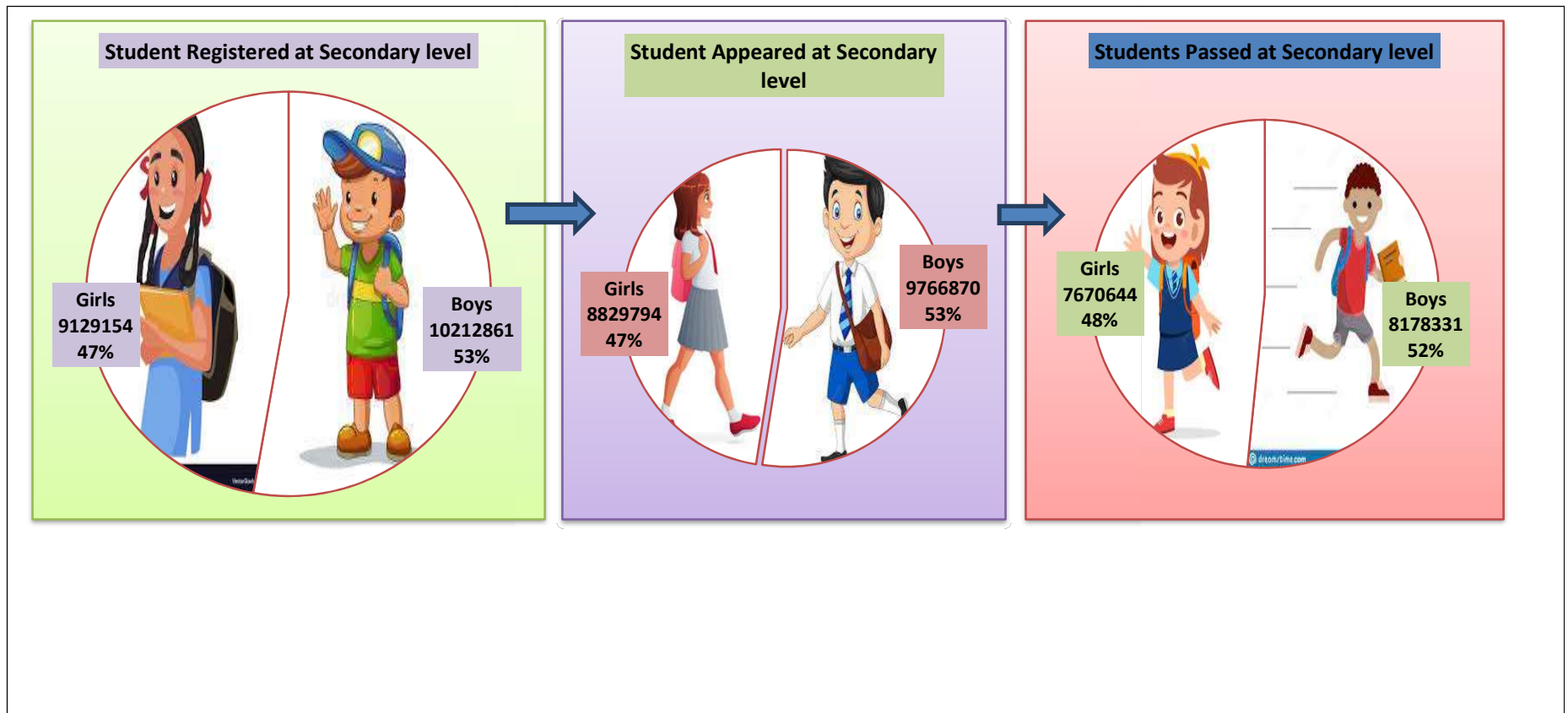
Table 1: Examination Board Details in the Year 2022							
Category	Regular Examination Board			Open Examination Board			Total Examination Boards
	Centre	State	Total	Centre	State	Total	
Secondary	02	40	42	01	07	08	50
Higher Secondary	02	39	41	01	08	09	50

Table 2: Total Number of Students Registered, appeared and Passed in Examination Board, Year, 2022

Table 2: Total Number of Students Registered, appeared and Passed in Examination Board, Year, 2022												
Secondary							Higher Secondary					
	Student Registered		Student Appeared		Students Passed		Student Registered		Students Appeared		Students Passed	
Regular Board including Private (Annual & Supplementary)												
	In Lakh	In Percent	In Lakh	In Percent	In Lakh	In Percent	In Lakh	In Percent	In Lakh	In Percent	In Lakh	In Percent
Boys	102	53%	97	53%	81	52%	77	52%	74	52%	62	50%
Girls	91	47%	88	47%	77	48%	71	48%	69	48%	62	50%
Total	193	100%	185	100%	158	100%	148	100%	143	100%	124	100%
Open Board including Private												
Boys	2	54%	2	55%	0.9	54%	3	58%	3	59%	1	57%
Girls	2	46%	1	45%	0.8	46%	2	42%	2	41%	1	43%
Total	4	100%	3	100%	1	100%	5	100%	5	100%	2	100%
Regular & Open Board including Private (Annual & Supplementary)												
Boys	104	53%	99	53%	82	52%	80	52%	77	52%	64	51%
Girls	93	47%	90	47%	77	48%	73	48%	71	48%	63	49%
Total	197	100%	189	100%	160	100%	153	100%	148	100%	127	100%

2.1 The Gender –Wise Details for Registered, Appeared and Passed Students at various exam boards for Secondary (10th) and Higher Secondary level (12th), for the year 2022 are represented in below graphs and charts.

2.2 Gender Wise Distribution at Secondary level Examination Board, Year, 2022



2.3 Gender Wise Distribution at Higher Secondary level Examination Board, Year, 2022

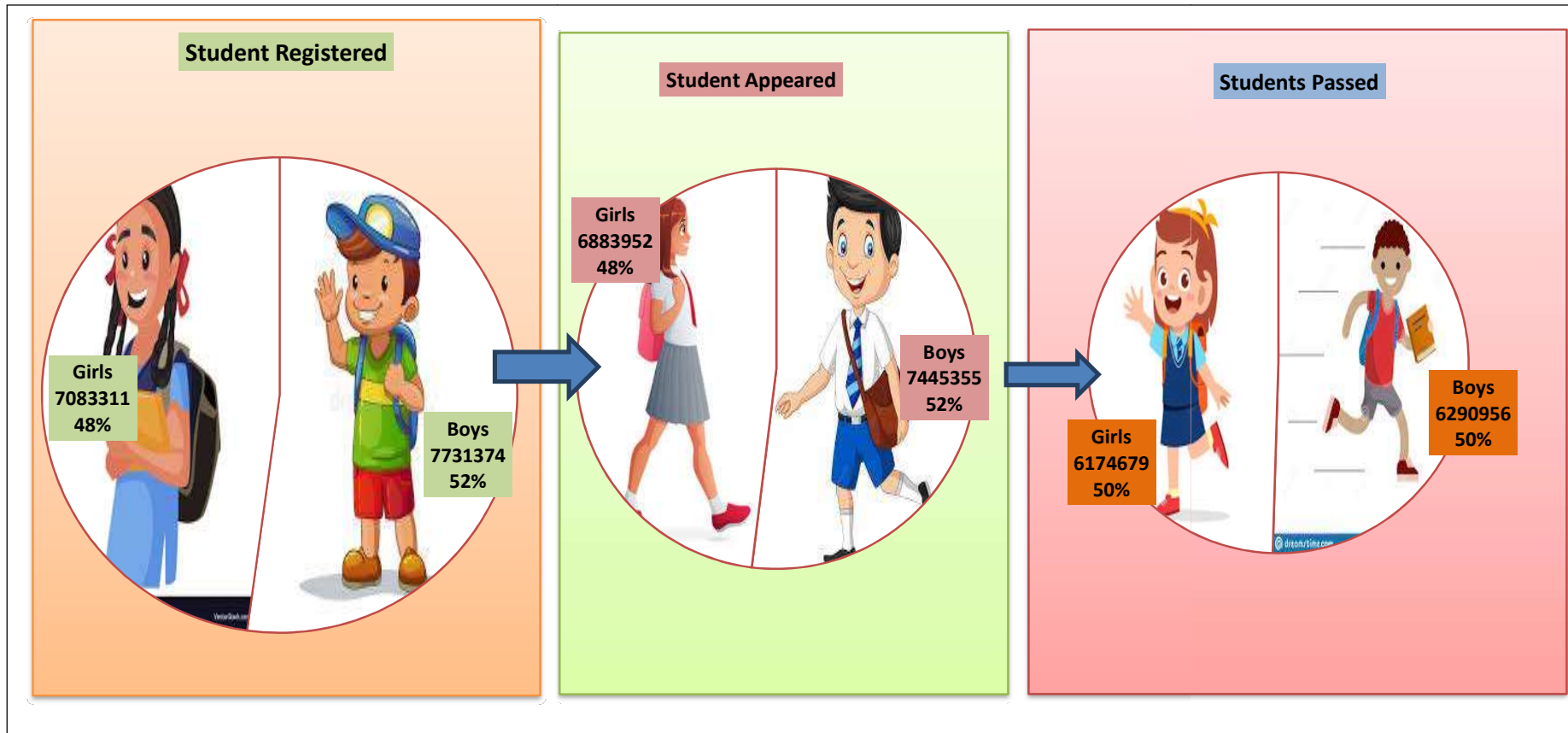


Chart2.4:Students Registered ,Appeared and Passed at Examination Board, Year, 2022 for 10th and 12th Level

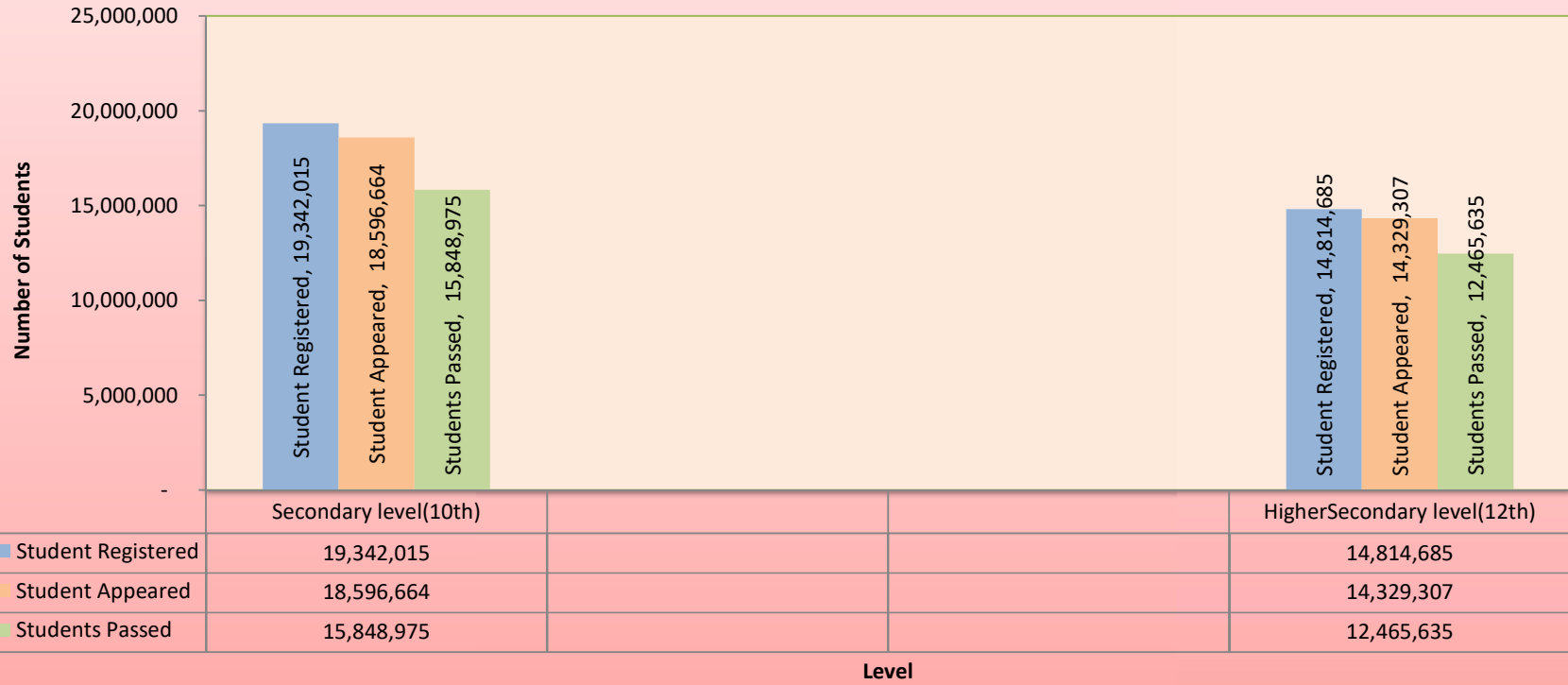


Chart 2.5: Gender-Wise Distribution of Passed Student in last five Years in Exam Board at Secondary level



Chart 2.6: Gender-Wise Distribution of Passed Student with 60% & above in last five Years in Exam Board at Secondary level



Chart 2.7: Gender-Wise Distribution of Passed Student in last five Years in Exam Board at Higher Secondary level

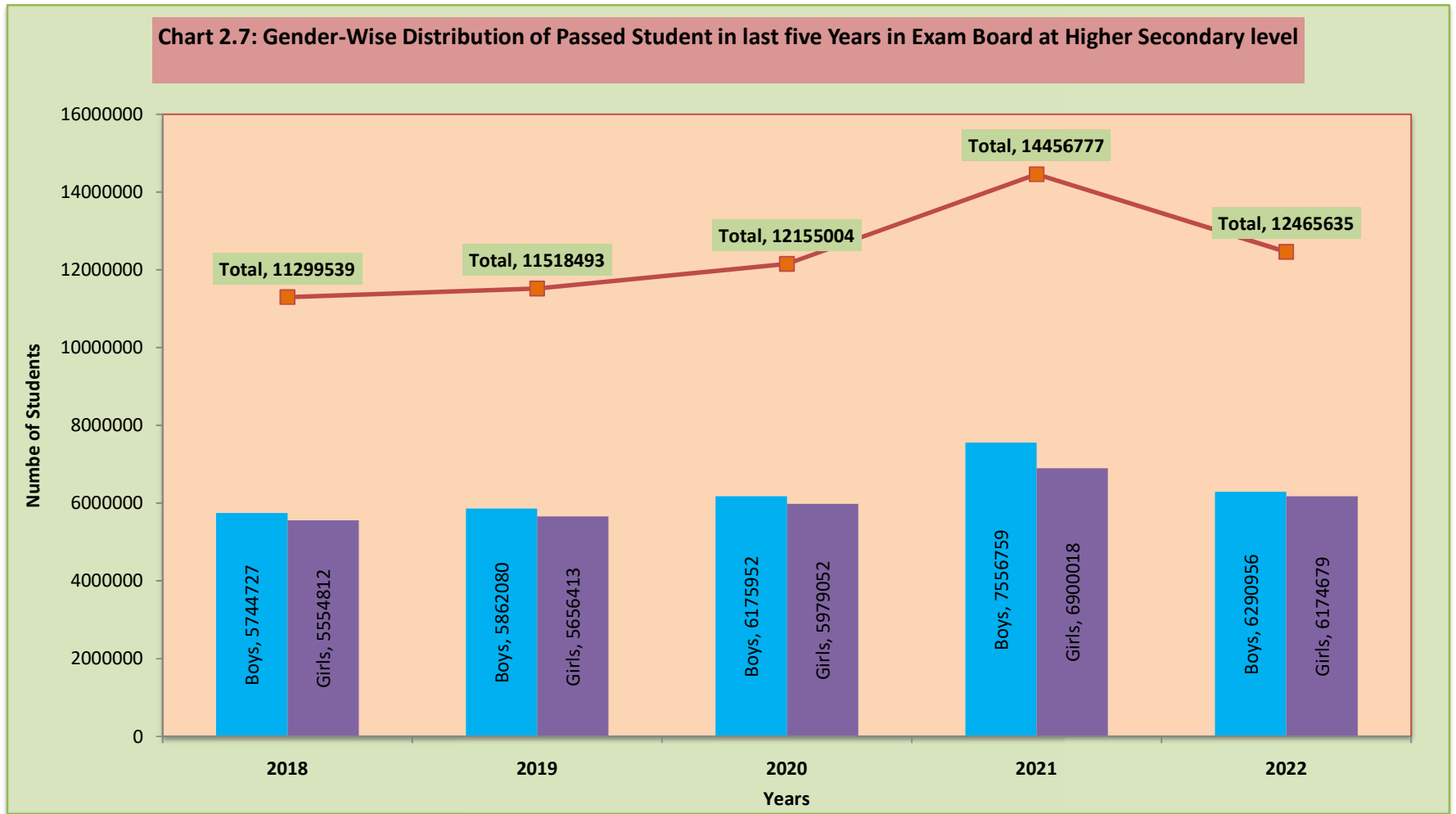


Chart 2.8: Gender-Wise Distribution of Passed Student with 60% & above in last five Years in Exam Board at Higher Secondary level



Table 3.1: Top 5 Examination Boards with maximum number of Regular and Private students appearing in All categories in Examination Board Year, 2022

Sr. No.	Secondary		Higher Secondary	
	Name of Board	Number of Students appeared	Name of Board	Number of Students appeared
1	Madhyamik Shiksha Parishad Uttar Pradesh	25,20,631 (13.55%)	Madhyamik Shiksha Parishad Uttar Pradesh	22,37,578(15.61%)
2	Central Board of Secondary Education, New Delhi	20,93,958 (11.25%)	Maharashtra State Board of Secondary & Higher Secondary Education	14,69,604(10.25%)
3	Maharashtra State Board of Secondary & Higher Secondary Education	16,17,346(8.69%)	Central Board of Secondary Education, New Delhi	14,35,366(10.17%)
4	Bihar School Examination Board, Patna	16,07,945 (8.64%)	Bihar School Examination Board, Patna	12,35,473(8.62%)
5	West Bengal Board of Secondary Education	10,98,775(5.90%)	Board of Secondary Education, Rajasthan	8,97,514(6.26%)

Table 3.2: Top 5 Examination Boards with maximum number of Regular and Private students Passed in Examination Board, Year, 2022 for All categories

Sr. No.	Secondary		Higher Secondary	
	Name of Board	Number of Students Passed	Name of Board	Number of Students Passed
1	Madhyamik Shiksha Parishad Uttar Pradesh	22,22,868(14.02%)	Madhyamik Shiksha Parishad Uttar Pradesh	19,24,163 (15.43%)
2	Central Board of Secondary Education, New Delhi	19,76,650(12.47%)	Maharashtra State Board of Secondary & Higher Secondary Education	13,88,327(11.13%)
3	Maharashtra State Board of Secondary & Higher Secondary Education	15,68,211(9.89%)	Central Board of Secondary Education, New Delhi	13,30,662 (10.67%)
4	Bihar School Examination Board, Patna	12,59,063(7.94%)	Bihar School Examination Board, Patna	10,09,881(8.10%)
5	West Bengal Board of Secondary Education**	9,49,935(5.99%)	Board of Secondary Education, Rajasthan	8,66,931(6.95%)

Table 3.3: Top 5 Examination Boards with best pass percentage of students passed with 60% and above marks in Examination Board year, 2022

Sr.No.	Secondary		Higher Secondary	
	Name of Board	Percentage of students passed with 60% and above marks	Name of Board	Percentage of students passed with 60% and above marks
1	UP Board of Secondary Sanskrit Education	99.55	Banasthali Vidyapith , Rajasthan	99.47
2	Banasthali Vidyapith , Rajasthan	99.02	U.P. Dayalbag Education Institute	95.86
3	Aligarh Muslim University Board of Secondary & Sr. Secondary Education	97.33	Board of School Education Haryana	90.58
4	Council for the Indian School Certificate Examinations, New Delhi	94.52	Council for the Indian School Certificate Examinations, New Delhi	90.51
5	Directorate of Government Examination, Telangana State	94.06	Kerala Higher Secondary Board	89.49

Table 3.4: Top 5 Boards with best pass percentage of Girls passed with 60% and above marks in Examination Board year, 2022

Sr.No.	Secondary		Higher Secondary	
	Name of Board	Percentage of Girls passed with 60% and above marks	Name of Board	Percentage of Girls passed with 60% and above marks
1	UP Board of Secondary Sanskrit Education	99.74	Banasthali Vidyapith , Rajasthan	99.46
2	Banasthali Vidyapith , Rajasthan	99.19	U.P. Dayalbag Education Institute	96.98
3	Aligarh Muslim University Board of Secondary & Sr. Secondary Education	97.87	Kerala Higher Secondary Board	95.41
4	Directorate of Government Examination, Telangana State	96.38	Board of School Education Haryana	94.22
5	Council for the Indian School Certificate Examinations, New Delhi	96.15	State Board of Vocational Higher Secondary, Kerala	93.74

Table 3.5: Top two open Board schools with maximum number of Students Appeared in Examination Year, 2022

Sr. No.	Secondary		Higher Secondary	
	Name of Board	Percentage of students passed	Name of Board	Percentage of students passed
1	National Institute of Open Schooling	1,17,007(29.68%)	National Institute of Open Schooling	1,94,985 (38.14%)
2	MP State Open School Education board, Bhopal	1,10,612(28.06%)	MP State Open School Education board, Bhopal	88,141(17.24%)

Table 3.6: Top two open Board schools with maximum number of pass percentage in Examination Year, 2022

Sr. No.	Secondary		Higher Secondary	
	Name of Board	Percentage of students passed	Name of Board	Percentage of students passed
1	West Bengal Council of Rabindra Open Schooling	86.63	Open School Board, Punjab	80.71
2	Open School Board, Punjab	68.81	Chhattisgarh State Open School	64.07

Chart 4: Distribution of Passed Students in last ten years in Exam Boards at both Secondary and Higher Secondary Level

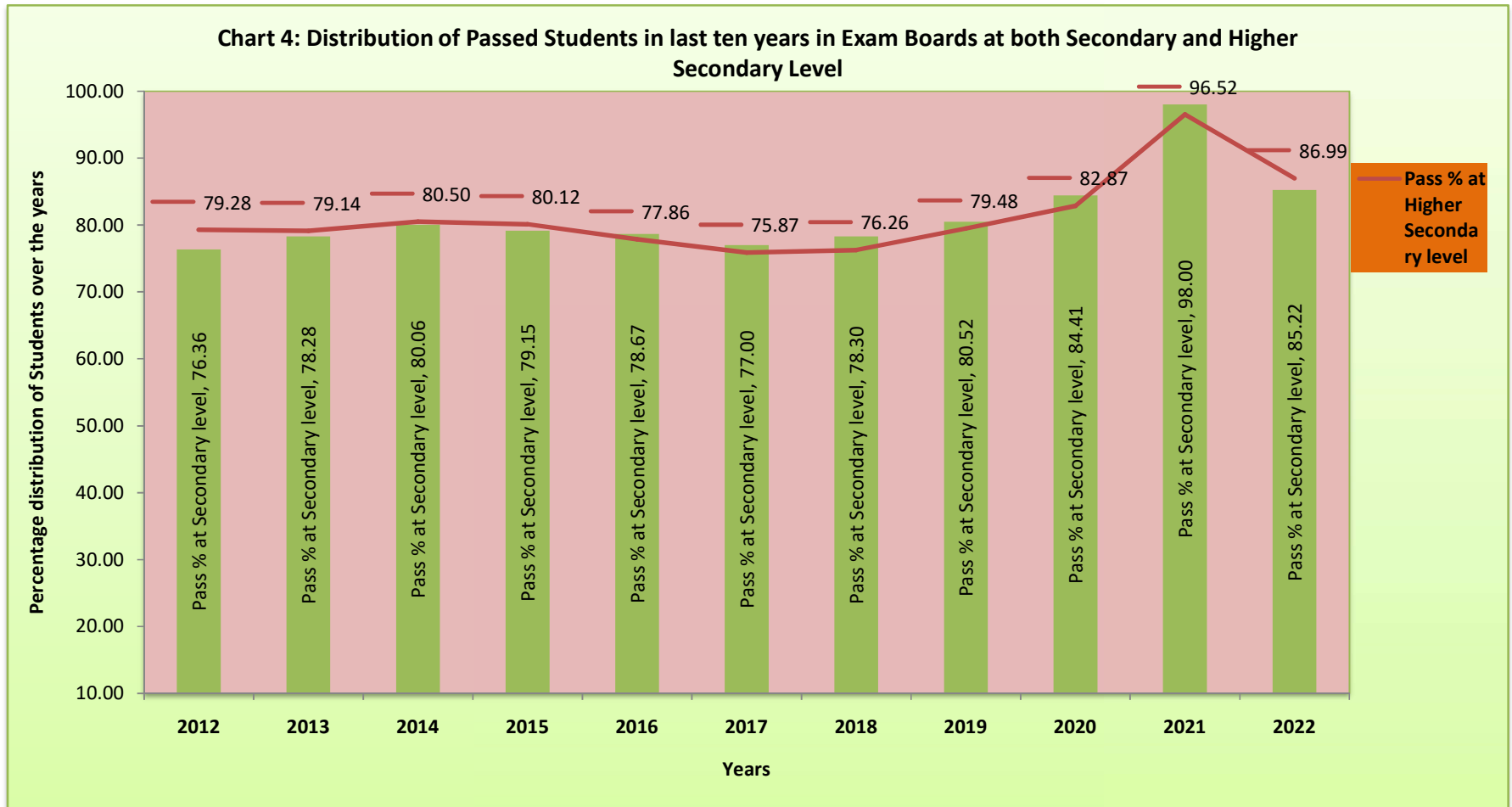


Table 5: Management-wise School under Exam Board, Year, 2022 Registered, Appeared and Passed Students at Secondary Level												
Management-wise School under Exam Boards	Registered (Regular +Private)			Appeared (Regular +Private)			Passed					
							Annual (including supplementary)			Pass Percentage		
	Boys	Girls	Total	Boys	Girls	Total	Boys	Girls	Total	Boys	Girls	Total
Government School	34,12,491	34,67,051	68,79,542	32,43,442	33,20,141	65,63,583	24,72,407	26,56,858	51,29,265	76.23	80.02	78.15
Government-Aided School	12,45,528	11,05,170	23,50,698	12,01,525	10,77,911	22,79,436	9,36,861	9,29,043	18,65,904	77.97	86.19	81.86
Private Un-Aided School	36,97,020	26,73,048	63,70,068	35,03,675	25,88,874	60,92,549	30,97,238	24,12,847	55,10,085	88.40	93.20	90.44
Others	1,44,359	1,41,480	2,85,839	1,40,250	1,39,092	2,79,342	1,32,419	1,34,708	2,67,127	94.42	96.85	95.63
Total Student Exam Board	84,99,398	73,86,749	158,86,147	80,88,892	71,26,018	152,14,910	66,38,925	61,33,456	127,72,381	82.07	86.07	83.95

Chart 5.1: Distribution of Students Registered Management-Wise Schools for various Exam Board Year, 2022 at Secondary level

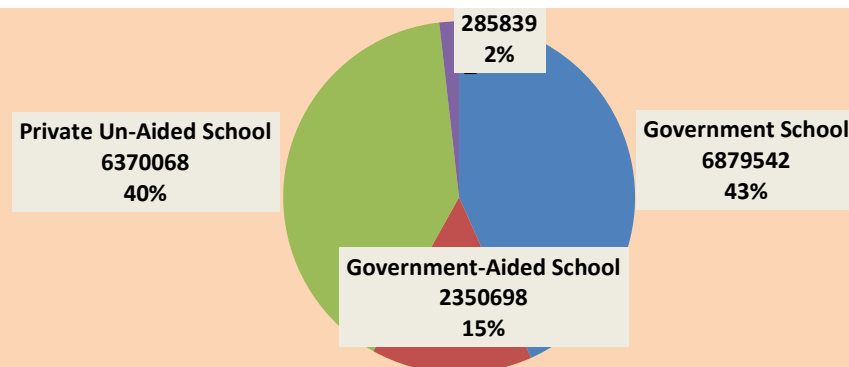


Chart 5.2: Distribution of Students Appeared Management-Wise Schools for various Exam Board Year, 2022 at Secondary level

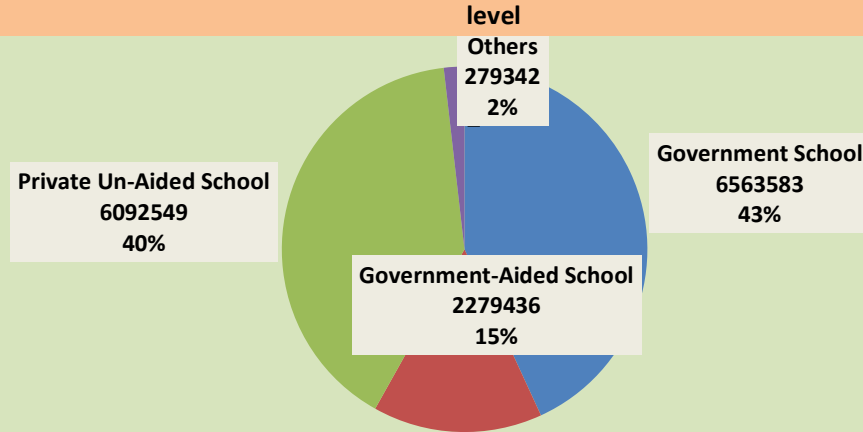


Chart 5.3: Distribution of Students Passed in Management-Wise Schools for various Exam Board Year, 2022 at Secondary level

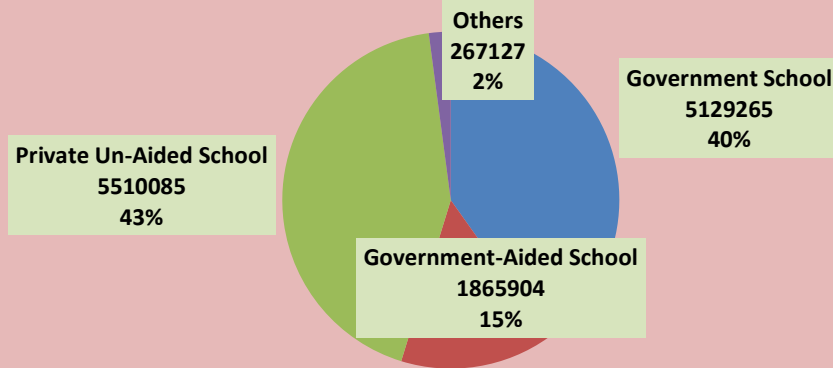


Table 5.4: Management-wise School under Exam Board, Year, 2022 Registered, Appeared and Passed Students at Higher Secondary Level

Management-wise School under Exam Boards	Registered (Regular +Private)			Appeared (Regular +Private)			Passed					
	Boys	Girls	Total	Boys	Girls	Total	Annual (including supplementary)			Pass Percentage		
							Boys	Girls	Total	Boys	Girls	Total
Government School	19,55,327	20,86,787	40,42,114	19,27,589	20,66,817	39,94,406	15,75,806	18,03,185	33,78,991	81.75	87.24	84.59
Government-Aided School	14,13,597	13,84,292	27,97,889	13,69,555	13,45,667	27,15,222	11,52,579	11,97,692	23,50,271	84.16	89.00	86.56
Private Un-Aided School	26,92,372	21,36,896	48,29,268	27,31,969	22,16,316	49,48,285	22,79,708	19,95,900	42,75,608	83.45	90.05	86.41
Others	3,41,803	2,79,919	6,21,722	3,52,267	3,18,999	6,71,266	2,96,909	2,90,195	5,87,104	84.29	90.97	87.46
Total Student Exam Board	64,03,099	58,87,894	122,90,993	63,81,380	59,47,799	123,29,179	53,05,002	52,86,972	105,91,974	83.13	88.89	85.91

Chart 5.5: Distribution of Students Registered Management-Wise Schools for various Exam Board Year, 2022 at Higher Secondary level

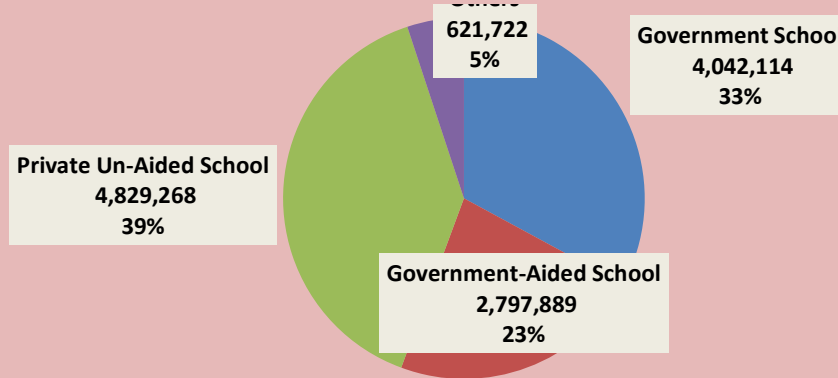


Chart 5.6: Distribution of Students Appeared Management-Wise Schools for various Exam Board Year, 2022 at Higher Secondary level

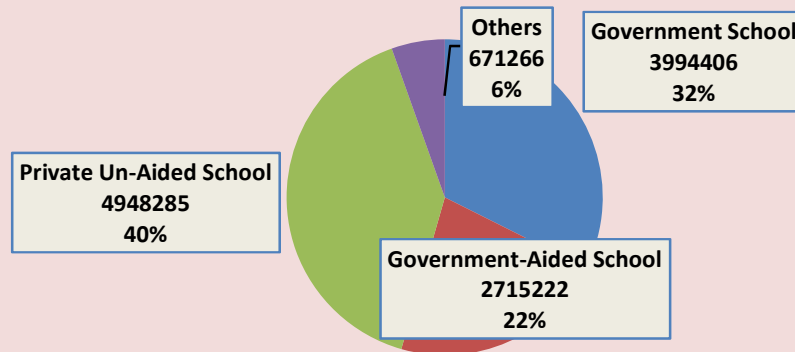


Chart 5.7 Distribution of Students Passed in Management-Wise Schools for various Exam Board Year, 2022 at Higher Secondary level

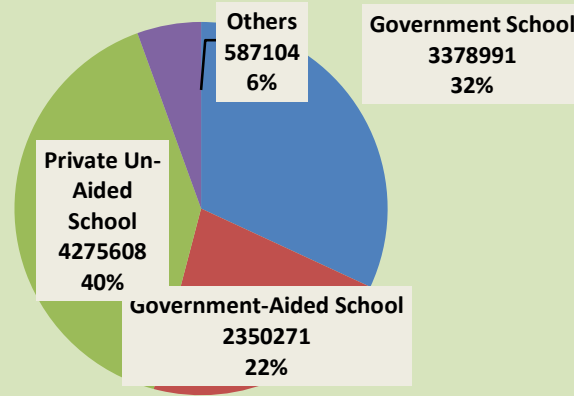


Chart 6.1: Exam Board wise % of Appeared to Registered Students & % of Passed to Appeared in Year, 2022 at Higher Secondary Level

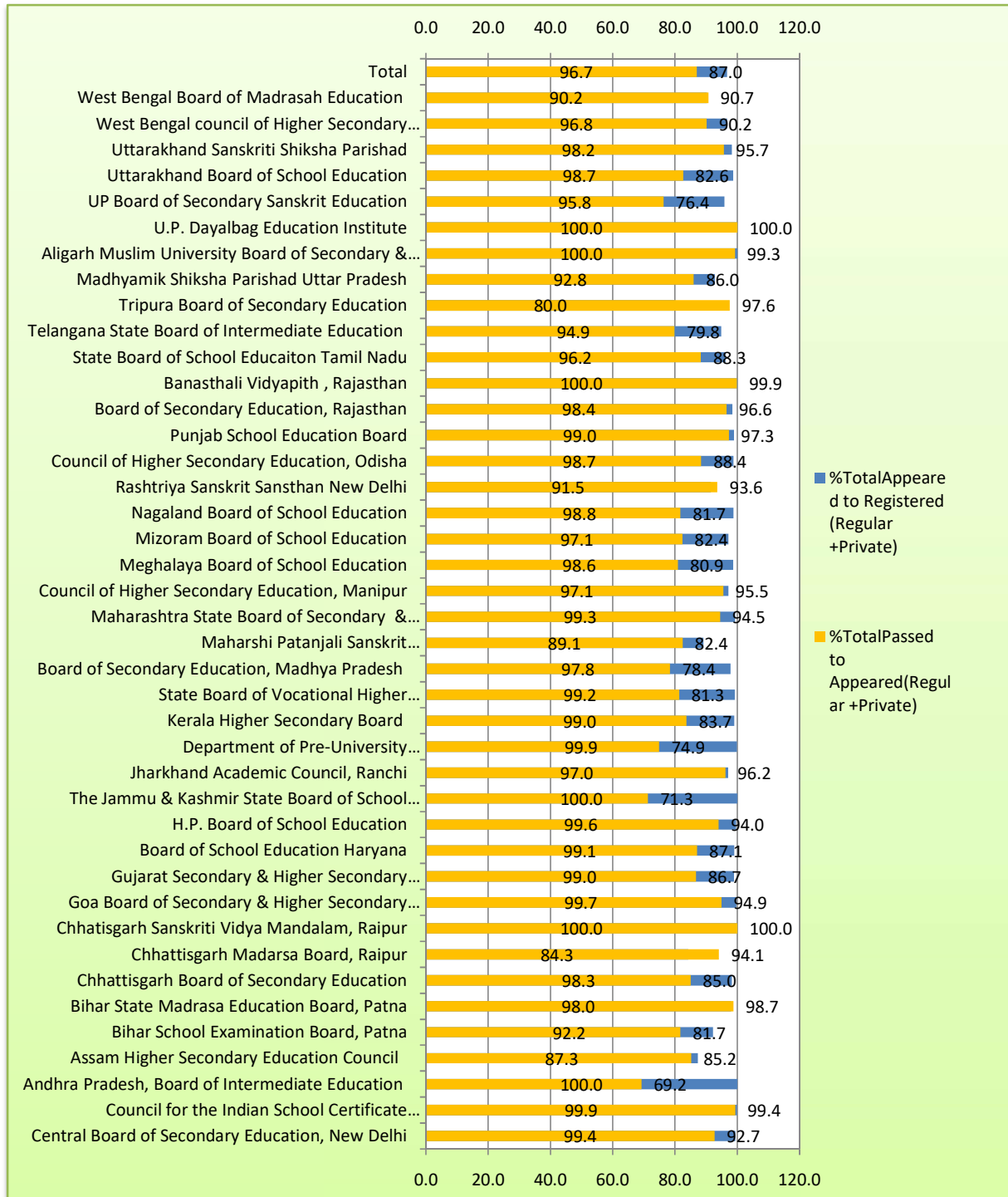


Chart 6.2: Exam Board wise % of Appeared to Registered Students & % of Passed to Appeared in Year, 2022 at Secondary Level

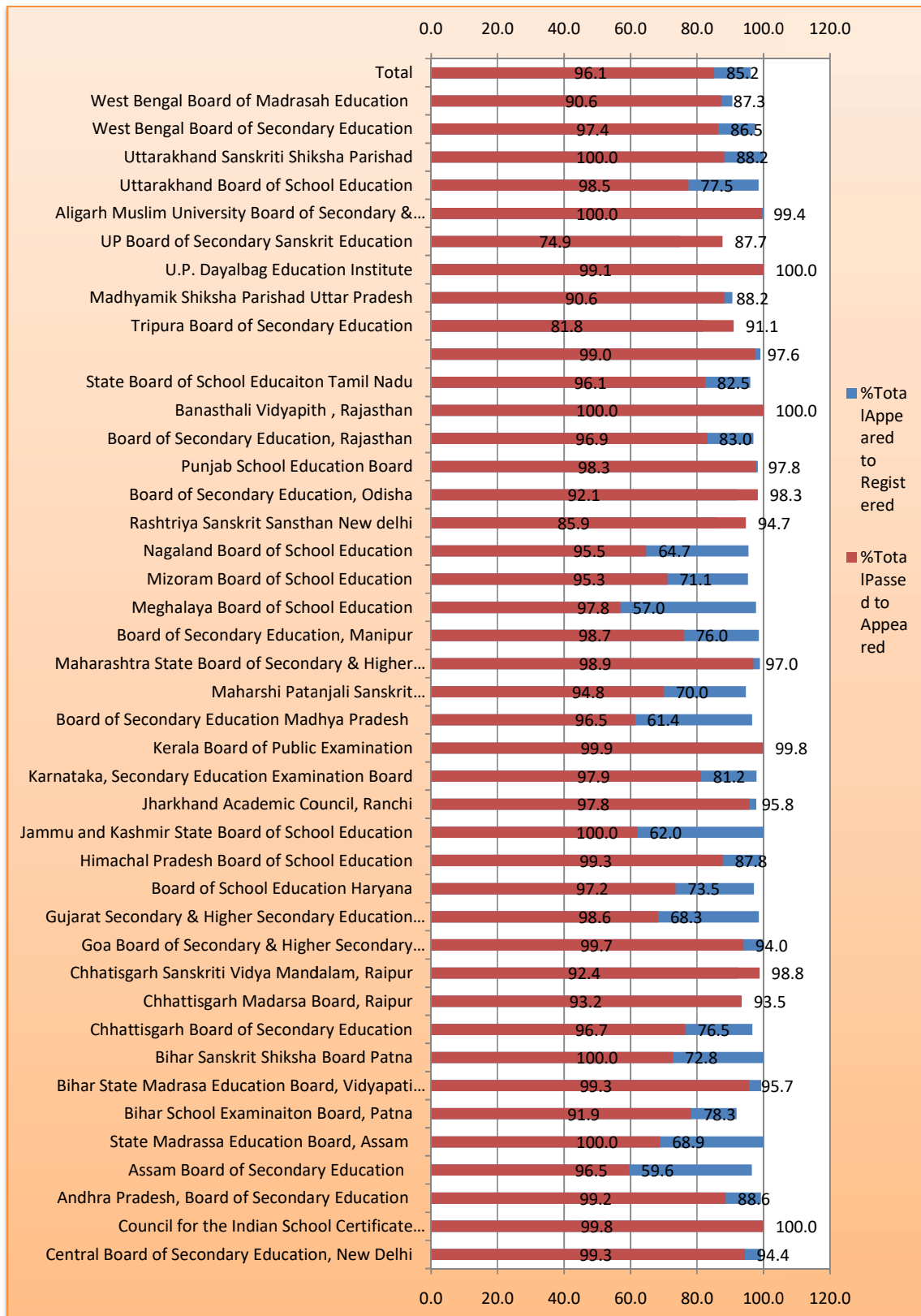


Table 6.3: Ratio Table for Appeared to Registered & Passed to Appeared Ratios HIGHER SECONDARY EXAMINATION- 2022 Over ALL Management wise - ALL

Sl. No.	State	Name of the Board	Number of Students									Ratios					
			Registered (Regular +Private)			Appeared (Regular +Private)			Passed Annual (including supplementary)			Appeared to Registered (Regular +Private)			Passed to Appeared(Regular +Private)		
			Boys	Girls	Total	Boys	Girls	Total	Boys	Girls	Total	Boys	Girls	Total	Boys	Girls	Total
1	Central	Central Board of Secondary Education, New Delhi	807711	636630	1444341	801514	633852	1435366	731395	599267	1330662	0.992	0.996	0.994	0.913	0.945	0.927
2		Council for the Indian School Certificate Examinations, New Delhi	51224	45839	97063	51142	45798	96940	50761	45579	96340	0.998	0.999	0.999	0.993	0.995	0.994
3	Andhra Pradesh	Andhra Pradesh, Board of Intermediate Education	246728	242848	489576	246728	242848	489576	157523	181212	338735	1.000	1.000	1.000	0.638	0.746	0.692
4	Assam	Assam Higher Secondary Education Council	115679	119809	235488	101009	104616	205625	84723	90525	175248	0.873	0.873	0.873	0.839	0.865	0.852
5	Bihar	Bihar School Examination Board, Patna	689460	649907	1339367	630048	605425	1235473	502853	507028	1009881	0.914	0.932	0.922	0.798	0.837	0.817
6		Bihar State Madrasa Education Board, Patna	13063	25687	38750	12659	25331	37990	12460	25044	37504	0.969	0.986	0.980	0.984	0.989	0.987
7	Chhattisgarh	Chhattisgarh Board of Secondary Education	132271	160340	292611	129099	158396	287495	106823	137645	244468	0.976	0.988	0.983	0.827	0.869	0.850
8		Chhattisgarh Madarsa Board, Raipur	80	41	121	68	34	102	62	34	96	0.850	0.829	0.843	0.912	1.000	0.941
9		Chhattisgarh Sanskrit Vidya Mandalam, Raipur	434	267	701	434	267	701	434	267	701	1.000	1.000	1.000	1.000	1.000	1.000

Table 6.3: Ratio Table for Appeared to Registered & Passed to Appeared Ratios HIGHER SECONDARY EXAMINATION- 2022 Over ALL Management wise - ALL

Sl. No.	State	Name of the Board	Number of Students									Ratios					
			Registered (Regular +Private)			Appeared (Regular +Private)			Passed Annual (including supplementary)			Appeared to Registered (Regular +Private)			Passed to Appeared(Regular +Private)		
			Boys	Girls	Total	Boys	Girls	Total	Boys	Girls	Total	Boys	Girls	Total	Boys	Girls	Total
10	Goa	Goa Board of Secondary & Higher Secondary Education	8957	9313	18270	8935	9286	18221	8356	8943	17299	0.998	0.997	0.997	0.935	0.963	0.949
11	Gujarat	Gujarat Secondary & Higher Secondary Education Board	240019	217828	457847	237596	215507	453103	200594	192154	392748	0.990	0.989	0.990	0.844	0.892	0.867
12	Haryana	Board of School Education Haryana	132820	118627	251447	131170	117928	249098	110028	106887	216915	0.988	0.994	0.991	0.839	0.906	0.871
13	Himachal Pradesh	H.P. Board of School Education	44722	43149	87871	44535	43027	87562	41304	41042	82346	0.996	0.997	0.996	0.927	0.954	0.940
14	Jammu and Kashmir	The Jammu & Kashmir State Board of School Education	97444	81566	179010	97444	81566	179010	67073	60591	127664	1.000	1.000	1.000	0.688	0.743	0.713
15	Jharkhand	Jharkhand Academic Council, Ranchi	135308	146127	281435	130919	142142	273061	124766	137955	262721	0.968	0.973	0.970	0.953	0.971	0.962
16	Karnataka	Department of Pre-University Education, Karnataka	307993	314518	622511	307574	314160	621734	215184	250804	465988	0.999	0.999	0.999	0.700	0.798	0.749
17	Kerala	Kerala Higher Secondary Board	203522	207979	411501	200740	206755	407495	154652	186328	340980	0.986	0.994	0.990	0.770	0.901	0.837
18		State Board of Vocational Higher Secondary, Kerala	18492	11655	30147	18332	11574	29906	14241	10076	24317	0.991	0.993	0.992	0.777	0.871	0.813

Table 6.3: Ratio Table for Appeared to Registered & Passed to Appeared Ratios HIGHER SECONDARY EXAMINATION- 2022 Over ALL Management wise - ALL

Sl. No.	State	Name of the Board	Number of Students									Ratios					
			Registered (Regular +Private)			Appeared (Regular +Private)			Passed Annual (including supplementary)			Appeared to Registered (Regular +Private)			Passed to Appeared(Regular +Private)		
			Boys	Girls	Total	Boys	Girls	Total	Boys	Girls	Total	Boys	Girls	Total	Boys	Girls	Total
19	Madhya Pradesh	Board of Secondary Education, Madhya Pradesh	372221	340957	713178	362449	335297	697746	272657	274350	547007	0.974	0.983	0.978	0.752	0.818	0.784
20		Maharshi Patanjali Sanskrit Sansthan, Bhopal(Madhya Pradesh)	2262	1015	3277	2041	880	2921	1670	738	2408	0.902	0.867	0.891	0.818	0.839	0.824
21	Maharashtra	Maharashtra State Board of Secondary & Higher Secondary Education	813232	666456	1479688	807927	661677	1469604	754662	633665	1388327	0.993	0.993	0.993	0.934	0.958	0.945
22	Manipur	Council of Higher Secondary Education, Manipur	14738	14255	28993	14276	13877	28153	13489	13398	26887	0.969	0.973	0.971	0.945	0.965	0.955
23	Meghalaya	Meghalaya Board of School Education	12406	15258	27664	12186	15099	27285	9446	12636	22082	0.982	0.990	0.986	0.775	0.837	0.809
24	Mizoram	Mizoram Board of School Education	5803	6498	12301	5616	6334	11950	4622	5221	9843	0.968	0.975	0.971	0.823	0.824	0.824
25	Nagaland	Nagaland Board of School Education	8258	9074	17332	8133	8987	17120	6196	7793	13989	0.985	0.990	0.988	0.762	0.867	0.817
26	New Delhi	Rashtriya Sanskrit Sansthan New Delhi	969	537	1506	877	501	1378	817	473	1290	0.905	0.933	0.915	0.932	0.944	0.936
27	Odisha	Council of Higher Secondary Education, Odisha	142948	158699	301647	140897	156848	297745	119579	143618	263197	0.986	0.988	0.987	0.849	0.916	0.884

Table 6.3: Ratio Table for Appeared to Registered & Passed to Appeared Ratios HIGHER SECONDARY EXAMINATION- 2022 Over ALL Management wise - ALL																	
Sl. No.	State	Name of the Board	Number of Students									Ratios					
			Registered (Regular +Private)			Appeared (Regular +Private)			Passed Annual (including supplementary)			Appeared to Registered (Regular +Private)			Passed to Appeared(Regular +Private)		
			Boys	Girls	Total	Boys	Girls	Total	Boys	Girls	Total	Boys	Girls	Total	Boys	Girls	Total
28	Punjab	Punjab School Education Board	176559	143083	319642	174191	142101	316292	168290	139418	307708	0.987	0.993	0.990	0.966	0.981	0.973
29	Rajasthan	Board of Secondary Education, Rajasthan	494607	417118	911725	485080	412434	897514	464948	401983	866931	0.981	0.989	0.984	0.958	0.975	0.966
30		Banasthali Vidyapith, Rajasthan	12	934	946	12	934	946	12	933	945	1.000	1.000	1.000	1.000	0.999	0.999
31	Tamil Nadu	State Board of School Education Tamil Nadu	452564	465619	918183	436112	446950	883062	365330	414469	779799	0.964	0.960	0.962	0.838	0.927	0.883
32	Telangana	Telangana State Board of Intermediate Education	236166	231643	467809	224101	219810	443911	167033	187163	354196	0.949	0.949	0.949	0.745	0.851	0.798
33	Tripura	Tripura Board of Secondary Education	17560	18248	35808	13954	14703	28657	13617	14348	27965	0.795	0.806	0.800	0.976	0.976	0.976
34	Uttar Pradesh	Madhyamik Shiksha Parishad Uttar Pradesh	1323956	1087015	2410971	1207451	1030127	2237578	987185	936978	1924163	0.912	0.948	0.928	0.818	0.910	0.860
35		Aligarh Muslim University Board of Secondary & Sr. Secondary Education	1564	1183	2747	1564	1183	2747	1547	1180	2727	1.000	1.000	1.000	0.989	0.997	0.993
36		U.P. Dayalbag Education Institute	139	199	338	139	199	338	139	199	338	1.000	1.000	1.000	1.000	1.000	1.000

Table 6.3: Ratio Table for Appeared to Registered & Passed to Appeared Ratios HIGHER SECONDARY EXAMINATION- 2022 Over ALL Management wise - ALL																	
Sl. No.	State	Name of the Board	Number of Students									Ratios					
			Registered (Regular +Private)			Appeared (Regular +Private)			Passed Annual (including supplementary)			Appeared to Registered (Regular +Private)			Passed to Appeared(Regular +Private)		
			Boys	Girls	Total	Boys	Girls	Total	Boys	Girls	Total	Boys	Girls	Total	Boys	Girls	Total
37		UP Board of Secondary Sanskrit Education	13211	4358	17569	12641	4195	16836	9618	3245	12863	0.957	0.963	0.958	0.761	0.774	0.764
38	Uttarakhand	Uttarakhand Board of School Education	55286	57878	113164	54388	57300	111688	43374	48925	92299	0.984	0.990	0.987	0.797	0.854	0.826
39		Uttarakhand Sanskrit Shiksha Parishad	779	65	844	768	61	829	733	60	793	0.986	0.938	0.982	0.954	0.984	0.957
40	West Bengal	West Bengal council of Higher Secondary Education	337447	408269	745716	327992	393523	721515	300284	350413	650697	0.972	0.964	0.968	0.916	0.890	0.902
41		West Bengal Board of Madrasah Education	2761	2819	5580	2614	2420	5034	2476	2092	4568	0.947	0.858	0.902	0.947	0.864	0.907
		Total	7731374	7083311	14814685	7445355	6883952	14329307	6290956	6174679	12465635	0.963	0.972	0.967	0.845	0.897	0.870

Table 6.4 : Ratio Table for Appeared to Registered & Passed to Appeared Ratios at Secondary level Exam Board, Year, 2022 - Over ALL Management wise - ALL

Sl. No.	State	Name of the Board	Number of Students									Ratios					
			Registered (Regular +Private)			Appeared (Regular +Private)			Passed Annual (including supplementary)			Appeared to Registered (Regular +Private)			Passed to Appeared(Regular +Private)		
			Boys	Girls	Total	Boys	Girls	Total	Boys	Girls	Total	Boys	Girls	Total	Boys	Girls	Total
1	Central	Central Board of Secondary Education, New Delhi	1216581	892607	2109188	1206578	887380	2093958	1131793	844857	1976650	0.992	0.994	0.993	0.938	0.952	0.944
2		Council for the Indian School Certificate Examinations, New Delhi	126001	105452	231453	125677	105385	231062	125636	105369	231005	0.997	0.999	0.998	1.000	1.000	1.000
3	Andhra Pradesh	Andhra Pradesh, Board of Secondary Education	319371	301626	620997	316913	299200	616113	274129	272043	546172	0.992	0.992	0.992	0.865	0.909	0.886
4	Assam	Assam Board of Secondary Education	199378	231754	431132	192440	223596	416036	118847	129126	247973	0.965	0.965	0.965	0.618	0.577	0.596
5		State Madrassa Education Board, Assam	2167	2567	4734	2167	2567	4734	1555	1708	3263	1.000	1.000	1.000	0.718	0.665	0.689
6	Bihar	Bihar School Examination Board, Patna	882339	867308	1749647	816428	791517	1607945	659200	599863	1259063	0.925	0.913	0.919	0.807	0.758	0.783
7		Bihar State Madrassa Education Board, Vidyapati Marg, Patna	19458	36079	55537	19203	35951	55154	17866	34898	52764	0.987	0.996	0.993	0.930	0.971	0.957
8		Bihar Sanskrit Shiksha Board Patna	7459	8468	15927	7459	8468	15927	5474	6121	11595	1.000	1.000	1.000	0.734	0.723	0.728

Table 6.4 : Ratio Table for Appeared to Registered & Passed to Appeared Ratios at Secondary level Exam Board, Year, 2022 - Over ALL Management wise - ALL

Sl. No.	State	Name of the Board	Number of Students									Ratios					
			Registered (Regular +Private)			Appeared (Regular +Private)			Passed			Appeared to Registered (Regular +Private)			Passed to Appeared(Regular +Private)		
			Boys	Girls	Total	Boys	Girls	Total	Boys	Girls	Total	Boys	Girls	Total	Boys	Girls	Total
9	Chhattisgarh	Chhattisgarh Board of Secondary Education	179675	196019	375694	171424	191752	363176	122559	155350	277909	0.954	0.978	0.967	0.715	0.810	0.765
10		Chhattisgarh Madarsa Board, Raipur	70	62	132	63	60	123	60	55	115	0.900	0.968	0.932	0.952	0.917	0.935
11		Chhattisgarh Sanskriti Vidya Mandalam, Raipur	429	304	733	399	278	677	393	276	669	0.930	0.914	0.924	0.985	0.993	0.988
12	Goa	Goa Board of Secondary & Higher Secondary Education	10573	10078	20651	10545	10048	20593	9773	9579	19352	0.997	0.997	0.997	0.927	0.953	0.940
13	Gujarat	Gujarat Secondary & Higher Secondary Education Board	432375	353083	785458	427225	347597	774822	269941	259254	529195	0.988	0.984	0.986	0.632	0.746	0.683
14	Haryana	Board of School Education Haryana	182640	153805	336445	175851	151027	326878	124760	115634	240394	0.963	0.982	0.972	0.709	0.766	0.735
15	Himachal Pradesh	Himachal Pradesh Board of School Education	46914	43271	90185	46549	43006	89555	39570	39038	78608	0.992	0.994	0.993	0.850	0.908	0.878
16	Jammu and Kashmir	Jammu and Kashmir State Board of School Education	49614	37644	87258	49614	37644	87258	29220	24917	54137	1.000	1.000	1.000	0.589	0.662	0.620
17	Jharkhand	Jharkhand Academic Council, Ranchi	187742	212178	399920	183598	207510	391108	176014	198599	374613	0.978	0.978	0.978	0.959	0.957	0.958
18	Karnataka	Karnataka, Secondary Education Examination Board	516194	452485	968679	504477	443627	948104	383389	386661	770050	0.977	0.980	0.979	0.760	0.872	0.812
19	Kerala	Kerala Board of Public Examination	219212	208196	427408	218870	208008	426878	218436	207793	426229	0.998	0.999	0.999	0.998	0.999	0.998

Table 6.4 : Ratio Table for Appeared to Registered & Passed to Appeared Ratios at Secondary level Exam Board, Year, 2022 - Over ALL Management wise - ALL

Sl. No.	State	Name of the Board	Number of Students									Ratios					
			Registered (Regular +Private)			Appeared (Regular +Private)			Passed			Appeared to Registered (Regular +Private)			Passed to Appeared (Regular +Private)		
			Boys	Girls	Total	Boys	Girls	Total	Boys	Girls	Total	Boys	Girls	Total	Boys	Girls	Total
20	Madhya Pradesh	Board of Secondary Education Madhya Pradesh	569570	497404	1066974	545458	484660	1030118	317353	314726	632079	0.958	0.974	0.965	0.582	0.649	0.614
21		Maharshi Patanjali Sanskrit Sansthan, Bhopal(Madhya Pradesh)	2336	1068	3404	2204	1022	3226	1553	706	2259	0.943	0.957	0.948	0.705	0.691	0.700
22	Maharashtra	Maharashtra State Board of Secondary & Higher Secondary Education	887369	747495	1634864	877090	740256	1617346	842403	725808	1568211	0.988	0.990	0.989	0.960	0.980	0.970
23	Manipur	Board of Secondary Education, Manipur	20410	19354	39764	20087	19146	39233	15238	14577	29815	0.984	0.989	0.987	0.759	0.761	0.760
24	Meghalaya	Meghalaya Board of School Education	25369	33297	58666	24681	32683	57364	13444	19245	32689	0.973	0.982	0.978	0.545	0.589	0.570
25	Mizoram	Mizoram Board of School Education	8724	9633	18357	8263	9233	17496	5975	6467	12442	0.947	0.958	0.953	0.723	0.700	0.711
26	Nagaland	Nagaland Board of School Education	14436	15865	30301	13661	15277	28938	8699	10023	18722	0.946	0.963	0.955	0.637	0.656	0.647
27	New Delhi	Rashtriya Sanskrit Sansthan New delhi	439	242	681	378	207	585	358	196	554	0.861	0.855	0.859	0.947	0.947	0.947
28	Odisha	Board of Secondary Education, Odisha	289379	282530	571909	262513	264305	526818	256893	260981	517874	0.907	0.935	0.921	0.979	0.987	0.983
29	Punjab	Punjab School Education Board	183892	148776	332668	180504	146403	326907	175235	144501	319736	0.982	0.984	0.983	0.971	0.987	0.978
30	Rajasthan	Board of Secondary Education, Rajasthan	595167	497357	1092524	572855	486295	1059150	468392	410973	879365	0.963	0.978	0.969	0.818	0.845	0.830
31		Banasthali Vidyapith, Rajasthan	17	491	508	17	491	508	17	491	508	1.000	1.000	1.000	1.000	1.000	1.000

Table 6.4 : Ratio Table for Appeared to Registered & Passed to Appeared Ratios at Secondary level Exam Board, Year, 2022 - Over ALL Management wise - ALL

Sl. No.	State	Name of the Board	Number of Students									Ratios					
			Registered (Regular +Private)			Appeared (Regular +Private)			Passed Annual (including supplementary)			Appeared to Registered (Regular +Private)			Passed to Appeared(Regular +Private)		
			Boys	Girls	Total	Boys	Girls	Total	Boys	Girls	Total	Boys	Girls	Total	Boys	Girls	Total
32	Tamil Nadu	State Board of School Education Tamil Nadu	570389	509169	1079558	543890	493147	1037037	415784	439689	855473	0.954	0.969	0.961	0.764	0.892	0.825
33	Telangana	Directorate of Government Examination, Telangana State	258116	251191	509307	255876	248522	504398	247814	244259	492073	0.991	0.989	0.990	0.968	0.983	0.976
34	Tripura	Tripura Board of Secondary Education	25530	26762	52292	20534	22263	42797	18778	20201	38979	0.804	0.832	0.818	0.914	0.907	0.911
35	Uttar Pradesh	Madhyamik Shiksha Parishad Uttar Pradesh	1552666	1228979	2781645	1371859	1148772	2520631	1169571	1053297	2222868	0.884	0.935	0.906	0.853	0.917	0.882
36		U.P. Dayalbag Education Institute	90	142	232	90	140	230	90	140	230	1.000	0.986	0.991	1.000	1.000	1.000
37		UP Board of Secondary Sanskrit Education	16161	5316	21477	12152	3925	16077	10621	3478	14099	0.752	0.738	0.749	0.874	0.886	0.877
38		Aligarh Muslim University Board of Secondary & Sr. Secondary Education	911	707	1618	911	707	1618	904	705	1609	1.000	1.000	1.000	0.992	0.997	0.994
39	Uttarakhand	Uttarakhand Board of School Education	66274	63504	129778	65098	62797	127895	46302	52790	99092	0.982	0.989	0.985	0.711	0.841	0.775
40		Uttarakhand Sanskriti Shiksha Parishad	632	70	702	632	70	702	565	54	619	1.000	1.000	1.000	0.894	0.771	0.882
41	West Bengal	West Bengal Board of Secondary Education	500331	627471	1127802	488907	609868	1098775	432644	517291	949935	0.977	0.972	0.974	0.885	0.848	0.865
42		West Bengal Board of Madrasah Education	26461	49345	75806	23730	44984	68714	21083	38905	59988	0.897	0.912	0.906	0.888	0.865	0.873
Total			10212861	9129154	19342015	9766870	8829794	18596664	8178331	7670644	15848975	0.956	0.967	0.961	0.837	0.869	0.852

Section A
Examination Result 2022
For
Secondary Level



RESULTS OF SECONDARY EXAMINATION- 2022														
Sl. No	State	Name of the Board	Table 1- Examination Results - Over ALL Management wise - All Categories											
			Number of Students											
			Registered (Regular +Private)			Appeared (Regular +Private)			Passed			Pass Percentage		
			Boys	Girls	Total	Boys	Girls	Total	Boys	Girls	Total	Boys	Girls	Total
1	Central	Central Board of Secondary Education, New Delhi	1216581	892607	2109188	1206578	887380	2093958	1131793	844857	1976650	93.80%	95.21%	94.40%
2		Council for the Indian School Certificate Examinations, New Delhi	126001	105452	231453	125677	105385	231062	125636	105369	231005	99.97%	99.98%	99.98%
3	Andhra Pradesh	Andhra Pradesh, Board of Secondary Education	319371	301626	620997	316913	299200	616113	274129	272043	546172	86.50%	90.92%	88.65%
4	Assam	Assam Board of Secondary Education	199378	231754	431132	192440	223596	416036	118847	129126	247973	61.76%	57.75%	59.60%
5		State Madrasa Education Board, Assam	2167	2567	4734	2167	2567	4734	1555	1708	3263	71.76%	66.54%	68.93%
6	Bihar	Bihar School Examination Board, Patna	882339	867308	1749647	816428	791517	1607945	659200	599863	1259063	80.74%	75.79%	78.30%
7		Bihar State Madrasa Education Board, Vidyapati Marg, Patna	19458	36079	55537	19203	35951	55154	17866	34898	52764	93.04%	97.07%	95.67%
8		Bihar Sanskrit Shiksha Board Patna	7459	8468	15927	7459	8468	15927	5474	6121	11595	73.39%	72.28%	72.80%
9	Chhattisgarh	Chhattisgarh Board of Secondary Education	179675	196019	375694	171424	191752	363176	122559	155350	277909	71.49%	81.02%	76.52%
10		Chhattisgarh Madarsa Board, Raipur	70	62	132	63	60	123	60	55	115	95.24%	91.67%	93.50%
11		Chhattisgarh Sanskriti Vidya Mandalam, Raipur	429	304	733	399	278	677	393	276	669	98.50%	99.28%	98.82%
12	Goa	Goa Board of Secondary & Higher Secondary Education	10573	10078	20651	10545	10048	20593	9773	9579	19352	92.68%	95.33%	93.97%
13	Gujarat	Gujarat Secondary & Higher Secondary Education Board	432375	353083	785458	427225	347597	774822	269941	259254	529195	63.18%	74.58%	68.30%
14	Haryana	Board of School Education Haryana	182640	153805	336445	175851	151027	326878	124760	115634	240394	70.95%	76.57%	73.54%
15	Himachal Pradesh	Himachal Pradesh Board of School Education	46914	43271	90185	46549	43006	89555	39570	39038	78608	85.01%	90.77%	87.78%
16	Jammu and Kashmir	Jammu and Kashmir State Board of School Education	49614	37644	87258	49614	37644	87258	29220	24917	54137	58.89%	66.19%	62.04%
17	Jharkhand	Jharkhand Academic Council, Ranchi	187742	212178	399920	183598	207510	391108	176014	198599	374613	95.87%	95.71%	95.78%
18	Karnataka	Karnataka, Secondary Education Examination Board	516194	452485	968679	504477	443627	948104	383389	386661	770050	76.00%	87.16%	81.22%
19	Kerala	Kerala Board of Public Examination	219212	208196	427408	218870	208008	426878	218436	207793	426229	99.80%	99.90%	99.85%
20	Madhya Pradesh	Board of Secondary Education Madhya Pradesh	569570	497404	1066974	545458	484660	1030118	317353	314726	632079	58.18%	64.94%	61.36%
21		Maharshi Patanjali Sanskrit Sansthan, Bhopal (Madhya Pradesh)	2336	1068	3404	2204	1022	3226	1553	706	2259	70.46%	69.08%	70.02%

RESULTS OF SECONDARY EXAMINATION - 2022														
Sl. No	State	Name of the Board	Table 1- Examination Results - Over ALL Management wise - All Categories											
			Number of Students									Passed		
			Registered (Regular +Private)			Appeared (Regular +Private)			Annual (including supplementary)			Pass Percentage		
			Boys	Girls	Total	Boys	Girls	Total	Boys	Girls	Total	Boys	Girls	Total
22	Maharashtra	Maharashtra State Board of Secondary & Higher Secondary Education	887369	747495	1634864	877090	740256	1617346	842403	725808	1568211	96.05%	98.05%	96.96%
23	Manipur	Board of Secondary Education, Manipur	20410	19354	39764	20087	19146	39233	15238	14577	29815	75.86%	76.14%	75.99%
24	Meghalaya	Meghalaya Board of School Education	25369	33297	58666	24681	32683	57364	13444	19245	32689	54.47%	58.88%	56.99%
25	Mizoram	Mizoram Board of School Education	8724	9633	18357	8263	9233	17496	5975	6467	12442	72.31%	70.04%	71.11%
26	Nagaland	Nagaland Board of School Education	14436	15865	30301	13661	15277	28938	8699	10023	18722	63.68%	65.61%	64.70%
27	New Delhi	Rashtriya Sanskrit Sansthan New delhi	439	242	681	378	207	585	358	196	554	94.71%	94.69%	94.70%
28	Odisha	Board of Secondary Education, Odisha	289379	282530	571909	262513	264305	526818	256893	260981	517874	97.86%	98.74%	98.30%
29	Punjab	Punjab School Education Board	183892	148776	332668	180504	146403	326907	175235	144501	319736	97.08%	98.70%	97.81%
30	Rajasthan	Board of Secondary Education, Rajasthan	595167	497357	1092524	572855	486295	1059150	468392	410973	879365	81.76%	84.51%	83.03%
31		Banasthali Vidyapith , Rajasthan#	17	491	508	17	491	508	17	491	508	100.00%	100.00%	100.00%
32	Tamil Nadu	State Board of School Educaiton Tamil Nadu	570389	509169	1079558	543890	493147	1037037	415784	439689	855473	76.45%	89.16%	82.49%
33	Telangana	Directorate of Government Examination, Telangana State	258116	251191	509307	255876	248522	504398	247814	244259	492073	96.85%	98.28%	97.56%
34	Tripura	Tripura Board of Secondary Education	25530	26762	52292	20534	22263	42797	18778	20201	38979	91.45%	90.74%	91.08%
35	Uttar Pradesh	Madhyamik Shiksha Parishad Uttar Pradesh	1552666	1228979	2781645	1371859	1148772	2520631	1169571	1053297	2222868	85.25%	91.69%	88.19%
36		U.P. Dayalbag Education Institute	90	142	232	90	140	230	90	140	230	100.00%	100.00%	100.00%
37		UP Board of Secondary Sanskrit Education	16161	5316	21477	12152	3925	16077	10621	3478	14099	87.40%	88.61%	87.70%
38		Aligarh Muslim University Board of Secondary & Sr.Secondary Education	911	707	1618	911	707	1618	904	705	1609	99.23%	99.72%	99.44%
39	Uttarakhand	Uttarakhand Board of School Education	66274	63504	129778	65098	62797	127895	46302	52790	99092	71.13%	84.06%	77.48%
40		Uttarakhand Sanskriti Shiksha Parishad	632	70	702	632	70	702	565	54	619	89.40%	77.14%	88.18%
41	West Bengal	West Bengal Board of Secondary Education**	500331	627471	1127802	488907	609868	1098775	432644	517291	949935	88.49%	84.82%	86.45%
42		West Bengal Board of Madrasah Education	26461	49345	75806	23730	44984	68714	21083	38905	59988	88.85%	86.49%	87.30%
Total			10212861	9129154	19342015	9766870	8829794	18596664	8178331	7670644	15848975	83.74%	86.87%	85.22%

** Figures pertain to 'ALIM' and 'High Madarsa' as both are equivalent to High School Examination.

The Institute is mainly meant for Women, Boys enrolment pertains to wards of the staff.

Black cell indicates that either system does not exist or information is not available.

RESULTS OF SECONDARY EXAMINATION- 2022											
Sl. No	State	Name of the Board	Table 2- Examination Results - Over ALL Management wise - All Categories								
			Total Number of Students Passed			Out of the Total, Number of Students passed with marks			Percentage of Students passed with marks		
						60% & above			60% & above		
			Boys	Girls	Total	Boys	Girls	Total	Boys	Girls	Total
1	Central	Central Board of Secondary Education, New Delhi	1131793	844857	1976650	770809	651816	1422625	68.11%	77.15%	71.97%
2		Council for the Indian School Certificate Examinations, New Delhi	125636	105369	231005	117032	101315	218347	93.15%	96.15%	94.52%
3	Andhra Pradesh	Andhra Pradesh, Board of Secondary Education	274129	272043	546172	162162	184986	347148	59.16%	68.00%	63.56%
4	Assam	Assam Board of Secondary Education	118847	129126	247973	31972	34198	66170	26.90%	26.48%	26.68%
5		State Madrasa Education Board, Assam	1555	1708	3263	276	253	529	17.75%	14.81%	16.21%
6	Bihar	Bihar School Examination Board, Patna	659200	599863	1259063	250890	169969	420859	38.06%	28.33%	33.43%
7		Bihar State Madrasa Education Board, Vidyapati Marg, Patna	17866	34898	52764	4005	5825	9830	22.42%	16.69%	18.63%
8		Bihar Sanskrit Shiksha Board Patna	5474	6121	11595	3998	4401	8399	73.04%	71.90%	72.44%
9	Chhattisgarh	Chhattisgarh Board of Secondary Education	122559	155350	277909	52171	80566	132737	42.57%	51.86%	47.76%
10		Chhattisgarh Madarsa Board, Raipur	60	55	115	56	50	106	93.33%	90.91%	92.17%
11		Chhattisgarh Sanskriti Vidya Mandalam, Raipur	393	276	669	282	113	395	71.76%	40.94%	59.04%
12	Goa	Goa Board of Secondary & Higher Secondary Education	9773	9579	19352	6109	7284	13393	62.51%	76.04%	69.21%
13	Gujarat	Gujarat Secondary & Higher Secondary Education Board	269941	259254	529195	143266	159215	302481	53.07%	61.41%	57.16%
14	Haryana	Board of School Education Haryana	124760	115634	240394	96167	98524	194691	77.08%	85.20%	80.99%
15	Himachal Pradesh	Himachal Pradesh Board of School Education	39570	39038	78608	30412	33614	64026	76.86%	86.11%	81.45%
16	Jammu and Kashmir	Jammu and Kashmir State Board of School Education	29220	24917	54137	19144	17236	36380	65.52%	69.17%	67.20%
17	Jharkhand	Jharkhand Academic Council, Ranchi	176014	198599	374613	108447	117744	226191	61.61%	59.29%	60.38%
18	Karnataka	Karnataka, Secondary Education Examination Board	383389	386661	770050	292820	334446	627266	76.38%	86.50%	81.46%
19	Kerala	Kerala Board of Public Examination	218436	207793	426229	173700	189397	363097	79.52%	91.15%	85.19%
20	Madhya Pradesh	Board of Secondary Education Madhya Pradesh	317353	314726	632079	165966	192235	358201	52.30%	61.08%	56.67%
21		Maharshi Patanjali Sanskrit Sansthan, Bhopal (Madhya Pradesh)	1553	706	2259	1030	481	1511	66.32%	68.13%	66.89%

RESULTS OF SECONDARY EXAMINATION- 2022											
Sl. No	State	Name of the Board	Table 2- Examination Results - Over ALL Management wise - All Categories								
			Total Number of Students Passed			Out of the Total, Number of Students passed with marks			Percentage of Students passed with marks		
						60% & above			60% & above		
			Boys	Girls	Total	Boys	Girls	Total	Boys	Girls	Total
22	Maharashtra	Maharashtra State Board of Secondary & Higher Secondary Education	842403	725808	1568211	616354	612716	1229070	73.17%	84.42%	78.37%
23	Manipur	Board of Secondary Education, Manipur	15238	14577	29815	9972	10422	20394	65.44%	71.50%	68.40%
24	Meghalaya	Meghalaya Board of School Education	13444	19245	32689	1911	2782	4693	14.21%	14.46%	14.36%
25	Mizoram	Mizoram Board of School Education	5975	6467	12442	2357	2821	5178	39.45%	43.62%	41.62%
26	Nagaland	Nagaland Board of School Education	8699	10023	18722	3390	4799	8189	38.97%	47.88%	43.74%
27	New Delhi	Rashtriya Sanskrit Sansthan New delhi	358	196	554	266	140	406	74.30%	71.43%	73.29%
28	Odisha	Board of Secondary Education, Odisha	256893	260981	517874	154580	171339	325919	60.17%	65.65%	62.93%
29	Punjab	Punjab School Education Board	175235	144501	319736	140028	128600	268628	79.91%	89.00%	84.02%
30	Rajasthan	Board of Secondary Education, Rajasthan	468392	410973	879365	178960	180267	359227	38.21%	43.86%	40.85%
31		Banasthali Vidyapith , Rajasthan#	17	491	508	16	487	503	94.12%	99.19%	99.02%
32	Tamil Nadu	State Board of School Educaiton Tamil Nadu	415784	439689	855473	152178	241412	393590	36.60%	54.91%	46.01%
33	Telangana	Directorate of Government Examination, Telangana State	247814	244259	492073	227424	235427	462851	91.77%	96.38%	94.06%
34	Tripura	Tripura Board of Secondary Education	18778	20201	38979	6508	8290	14798	34.66%	41.04%	37.96%
35	Uttar Pradesh	Madhyamik Shiksha Parishad Uttar Pradesh	1169571	1053297	2222868	820984	851094	1672078	70.20%	80.80%	75.22%
36		U.P. Dayalbag Education Institute	90	140	230	62	116	178	68.89%	82.86%	77.39%
37		UP Board of Secondary Sanskrit Education	10621	3478	14099	10567	3469	14036	99.49%	99.74%	99.55%
38		Aligarh Muslim University Board of Secondary & Sr.Secondary Education	904	705	1609	876	690	1566	96.90%	97.87%	97.33%
39	Uttarakhand	Uttarakhand Board of School Education	46302	52790	99092	12146	19200	31346	26.23%	36.37%	31.63%
40		Uttarakhand Sanskriti Shiksha Parishad	565	54	619	166	16	182	29.38%	29.63%	29.40%
41	West Bengal	West Bengal Board of Secondary Education**	432644	517291	949935	64050	66137	130187	14.80%	12.79%	13.70%
42		West Bengal Board of Madrasah Education	21083	38905	59988	3382	4827	8209	16.04%	12.41%	13.68%
Total			8178331	7670644	15848975	4836891	4928719	9765610	59.14%	64.25%	61.62%

** Figures pertain to 'ALIM' and 'High Madarsa' as both are equivalent to High School Examination.

The Institute is mainly meant for Women, Boys enrolment pertains to wards of the staff.

Black cell indicates that either system does not exist or information is not available.

RESULTS OF SECONDARY EXAMINATION- 2022														
Sl. No	State	Name of the Board	Table 3 - Examination Results -Government School - All Categories											
			Number of Students											
			Registered (Regular +Private)			Appeared (Regular +Private)			Passed Annual (including supplementary)			Pass Percentage		
			Boys	Girls	Total	Boys	Girls	Total	Boys	Girls	Total	Boys	Girls	Total
1	Central	Central Board of Secondary Education, New Delhi	148943	149413	298356	147132	147768	294900	114403	123528	237931	77.76%	83.60%	80.68%
2		Council for the Indian School Certificate Examinations,New Delhi	227	373	600	227	373	600	227	372	599	100.00%	99.73%	99.83%
3	Andhra Pradesh	Andhra Pradesh, Board of Secondary Education	193039	201422	394461	191122	199410	390532	152985	174441	327426	80.05%	87.48%	83.84%
4	Assam	Assam Board of Secondary Education	110144	133960	244104	107262	129886	237148	61986	72124	134110	57.79%	55.53%	56.55%
5		State Madrasa Education Board, Assam	2167	2567	4734	2167	2567	4734	1555	1708	3263	71.76%	66.54%	68.93%
6	Bihar	Bihar School Examinaion Board, Patna	794745	808043	1602788	733551	735282	1468833	589795	556167	1145962	80.40%	75.64%	78.02%
7		Bihar State Madrasa Education Board, Vidyapati Marg, Patna	10	1	11	10	1	11	9	1	10	90.00%	100.00%	90.91%
8		Bihar Sanskrit Shiksha Board Patna	7459	8468	15927	7459	8468	15927	5474	6121	11595	73.39%	72.28%	72.80%
9	Chhattisgarh	Chhattisgarh Board of Secondary Education	143894	164942	308836	136178	160894	297072	92962	127300	220262	68.27%	79.12%	74.14%
10		Chhattisgarh Madarsa Board, Raipur												
11		Chhattisgarh Sanskriti Vidya Mandalam, Raipur	8	0	8	8	0	8	8	0	8	100.00%		100.00%
12	Goa	Goa Board of Secondary & Higher Secondary Education	961	924	1885	955	911	1866	883	881	1764	92.46%	96.71%	94.53%
13	Gujarat	Gujarat Secondary & Higher Secondary Education Board	28733	28990	57723	27953	28199	56152	14588	19593	34181	52.19%	69.48%	60.87%
14	Haryana	Board of School Education Haryana	100380	102016	202396	98440	100420	198860	58000	68838	126838	58.92%	68.55%	63.78%
15	Himachal Pradesh	Himachal Pradesh Board of School Education	34308	33825	68133	34015	33588	67603	27684	29799	57483	81.39%	88.72%	85.03%
16	Jammu and Kashmir	Jammu and Kashmir State Board of School Education	32276	26279	58555	32276	26279	58555	14758	14801	29559	45.72%	56.32%	50.48%
17	Jharkhand	Jharkhand Academic Council, Ranchi												
18	Karnataka	Karnataka, Secondary Education Examination Board	217973	205568	423541	211490	200071	411561	151064	169722	320786	71.43%	84.83%	77.94%
19	Kerala	Kerala Board of Public Examination	72452	69272	141724	72324	69200	141524	72085	69086	141171	99.67%	99.84%	99.75%
20	Madhya Pradesh	Board of Secondary Education Madhya Pradesh	385457	374077	759534	367649	364113	731762	197208	221675	418883	53.64%	60.88%	57.24%
21		Maharshi Patanjali Sanskrit Sansthan,Bhopal(Madhya Pradesh)	197	106	303	174	102	276	84	63	147	48.28%	61.76%	53.26%

RESULTS OF SECONDARY EXAMINATION- 2022														
Sl. No	State	Name of the Board	Table 3 - Examination Results -Government School - All Categories											
			Number of Students									Pass Percentage		
			Registered (Regular +Private)			Appeared (Regular +Private)			Passed					
									Annual (including supplementary)					
Boys	Girls	Total	Boys	Girls	Total	Boys	Girls	Total	Boys	Girls	Total			
22	Maharashtra	Maharashtra State Board of Secondary & Higher Secondary Education												
23	Manipur	Board of Secondary Education, Manipur	4202	4341	8543	4072	4234	8306	2506	2517	5023	61.54%	59.45%	60.47%
24	Meghalaya	Meghalaya Board of School Education	2112	2592	4704	2010	2514	4524	738	958	1696	36.72%	38.11%	37.49%
25	Mizoram	Mizoram Board of School Education	2765	3058	5823	2583	2903	5486	1566	1664	3230	60.63%	57.32%	58.88%
26	Nagaland	Nagaland Board of School Education	4253	5726	9979	3926	5412	9338	1320	1926	3246	33.62%	35.59%	34.76%
27	New Delhi	Rashtriya Sanskrit Sansthan New delhi	439	242	681	378	207	585	358	196	554	94.71%	94.69%	94.70%
28	Odisha	Board of Secondary Education, Odisha	268863	265150	534013	243105	247896	491001	237712	244785	482497	97.78%	98.75%	98.27%
29	Punjab	Punjab School Education Board	114411	100700	215111	112510	99045	211555	111134	98344	209478	98.78%	99.29%	99.02%
30	Rajasthan	Board of Secondary Education, Rajasthan	337422	343179	680601	322776	334656	657432	248918	271007	519925	77.12%	80.98%	79.08%
31		Banasthali Vidyapith , Rajasthan#												
32	Tamil Nadu	State Board of School Educaiton Tamil Nadu	221227	227889	449116	203024	215902	418926	159157	196822	355979	78.39%	91.16%	84.97%
33	Telangana	Directorate of Government Examination, Telangana State	94804	84840	179644	93555	83484	177039	88634	81023	169657	94.74%	97.05%	95.83%
34	Tripura	Tripura Board of Secondary Education												
35	Uttar Pradesh	Madhyamik Shiksha Parishad Uttar Pradesh	54546	79643	134189	51616	77306	128922	41550	69138	110688	80.50%	89.43%	85.86%
36		U.P. Dayalbag Education Institute												
37		UP Board of Secondary Sanskrit Education	7	1	8	6	1	7	6	1	7	100.00%	100.00%	100.00%
38		Aligarh Muslim University Board of Secondary & Sr.Secondary Education												
39	Uttarakhand	Uttarakhand Board of School Education	34047	39436	73483	33469	39041	72510	23031	32251	55282	68.81%	82.61%	76.24%
40		Uttarakhand Sanskriti Shiksha Parishad	12	5	17	12	5	17	11	3	14	91.67%	60.00%	82.35%
41	West Bengal	West Bengal Board of Secondary Education**												
42		West Bengal Board of Madrasah Education	8	3	11	8	3	11	8	3	11	100.00%	100.00%	100.00%
Total			3412491	3467051	6879542	3243442	3320141	6563583	2472407	2656858	5129265	76.23%	80.02%	78.15%

** Figures pertain to 'ALIM' and 'High Madarsa' as both are equivalent to High School Examination.

The Institute is mainly meant for Women, Boys enrolment pertains to wards of the staff.

Black cell indicates that either system does not exist or information is not available.

RESULTS OF SECONDARY EXAMINATION- 2022											
Sl. No	State	Name of the Board	Table 4- Examination Results - Government School - All Categories								
			Total Number of Students Passed			Out of the Total, Number of Students passed with marks			Percentage of Students passed with marks		
						60% & above			60% & above		
			Boys	Girls	Total	Boys	Girls	Total	Boys	Girls	Total
1	Central	Central Board of Secondary Education, New Delhi	114403	123528	237931	39082	52417	91499	34.16%	42.43%	38.46%
2		Council for the Indian School Certificate Examinations, New Delhi	227	372	599	172	325	497	75.77%	87.37%	82.97%
3	Andhra Pradesh	Andhra Pradesh, Board of Secondary Education	152985	174441	327426	67351	100201	167552	44.02%	57.44%	51.17%
4	Assam	Assam Board of Secondary Education	61986	72124	134110	12629	14889	27518	20.37%	20.64%	20.52%
5		State Madrasa Education Board, Assam	1555	1708	3263	276	253	529	17.75%	14.81%	16.21%
6	Bihar	Bihar School Examination Board, Patna	589795	556167	1145962	215010	155064	370074	36.46%	27.88%	32.29%
7		Bihar State Madrasa Education Board, Vidyapati Marg, Patna	9	1	10	2	0	2	22.22%	0.00%	20.00%
8		Bihar Sanskrit Shiksha Board Patna	5474	6121	11595	3998	4401	8399	73.04%	71.90%	72.44%
9	Chhattisgarh	Chhattisgarh Board of Secondary Education	92962	127300	220262	33942	59302	93244	36.51%	46.58%	42.33%
10		Chhattisgarh Madarsa Board, Raipur									
11		Chhattisgarh Sanskriti Vidya Mandalam, Raipur	8	0	8	8	0	8	100.00%		100.00%
12	Goa	Goa Board of Secondary & Higher Secondary Education	883	881	1764	443	602	1045	50.17%	68.33%	59.24%
13	Gujarat	Gujarat Secondary & Higher Secondary Education Board	14588	19593	34181	5903	10432	16335	40.46%	53.24%	47.79%
14	Haryana	Board of School Education Haryana	58000	68838	126838	37450	54546	91996	64.57%	79.24%	72.53%
15	Himachal Pradesh	Himachal Pradesh Board of School Education	27684	29799	57483	19485	24622	44107	70.38%	82.63%	76.73%
16	Jammu and Kashmir	Jammu and Kashmir State Board of School Education	14758	14801	29559	7197	8133	15330	48.77%	54.95%	51.86%
17	Jharkhand	Jharkhand Academic Council, Ranchi									
18	Karnataka	Karnataka, Secondary Education Examination Board	151064	169722	320786	108445	142432	250877	71.79%	83.92%	78.21%
19	Kerala	Kerala Board of Public Examination	72085	69086	141171	53796	61148	114944	74.63%	88.51%	81.42%
20	Madhya Pradesh	Board of Secondary Education Madhya Pradesh	197208	221675	418883	90212	122760	212972	45.74%	55.38%	50.84%
21		Maharshi Patanjali Sanskrit Sanshan, Bhopal (Madhya Pradesh)	84	63	147	21	29	50	25.00%	46.03%	34.01%

RESULTS OF SECONDARY EXAMINATION- 2022											
Sl. No	State	Name of the Board	Table 4- Examination Results - Government School - All Categories								
			Total Number of Students Passed			Out of the Total, Number of Students passed with marks			Percentage of Students passed with marks		
						60% & above			60% & above		
			Boys	Girls	Total	Boys	Girls	Total	Boys	Girls	Total
22	Maharashtra	Maharashtra State Board of Secondary & Higher Secondary Education									
23	Manipur	Board of Secondary Education, Manipur	2506	2517	5023	1351	1478	2829	53.91%	58.72%	56.32%
24	Meghalaya	Meghalaya Board of School Education	738	958	1696	42	52	94	5.69%	5.43%	5.54%
25	Mizoram	Mizoram Board of School Education	1566	1664	3230	327	415	742	20.88%	24.94%	22.97%
26	Nagaland	Nagaland Board of School Education	1320	1926	3246	185	345	530	14.02%	17.91%	16.33%
27	New Delhi	Rashtriya Sanskrit Sansthan New delhi	358	196	554	266	140	406	74.30%	71.43%	73.29%
28	Odisha	Board of Secondary Education, Odisha	237712	244785	482497	139040	158008	297048	58.49%	64.55%	61.56%
29	Punjab	Punjab School Education Board	111134	98344	209478	89400	88072	177472	80.44%	89.56%	84.72%
30	Rajasthan	Board of Secondary Education, Rajasthan	248918	271007	519925	64634	88977	153611	25.97%	32.83%	29.54%
31		Banasthali Vidyapith , Rajasthan#									
32	Tamil Nadu	State Board of School Educaiton Tamil Nadu	159157	196822	355979	32772	79363	112135	20.59%	40.32%	31.50%
33	Telangana	Directorate of Government Examination, Telangana State	88634	81023	169657	75009	75401	150410	84.63%	93.06%	88.66%
34	Tripura	Tripura Board of Secondary Education									
35	Uttar Pradesh	Madhyamik Shiksha Parishad Uttar Pradesh	41550	69138	110688	24041	49334	73375	57.86%	71.36%	66.29%
36		U.P. Dayalbag Education Institute									
37		UP Board of Secondary Sanskrit Education	6	1	7	6	1	7	100.00%	100.00%	100.00%
38		Aligarh Muslim University Board of Secondary & Sr.Secondary Education									
39	Uttarakhand	Uttarakhand Board of School Education	23031	32251	55282	4944	10005	14949	21.47%	31.02%	27.04%
40		Uttarakhand Sanskriti Shiksha Parishad	11	3	14	0	0	0	0.00%	0.00%	0.00%
41	West Bengal	West Bengal Board of Secondary Education**									
42		West Bengal Board of Madrasah Education	8	3	11	6	2	8	75.00%	66.67%	72.73%
Total			2472407	2656858	5129265	1127445	1363149	2490594	45.60%	51.31%	48.56%

** Figures pertain to 'ALIM' and 'High Madarsa' as both are equivalent to High School Examination.

The Institute is mainly meant for Women, Boys enrolment pertains to wards of the staff.

Black cell indicates that either system does not exist or information is not available.

RESULTS OF SECONDARY EXAMINATION- 2022														
Sl. No	State	Name of the Board	Table 5 - Examination Results -Government Aided School - All Categories											
			Registered (Regular +Private)			Appeared (Regular +Private)			Number of Students					
									Annual (including supplementary)			Passed		
			Boys	Girls	Total	Boys	Girls	Total	Boys	Girls	Total	Boys	Girls	Total
1	Central	Central Board of Secondary Education, New Delhi	10404	9053	19457	10317	9008	19325	7584	7244	14828	73.51%	80.42%	76.73%
2		Council for the Indian School Certificate Examinations,New Delhi	351	392	743	350	392	742	350	392	742	100.00%	100.00%	100.00%
3	Andhra Pradesh	Andhra Pradesh, Board of Secondary Education	6833	8331	15164	6675	8188	14863	4836	6730	11566	72.45%	82.19%	77.82%
4	Assam	Assam Board of Secondary Education												
5		State Madrassa Education Board, Assam												
6	Bihar	Bihar School Examinaiton Board, Patna	87594	59265	146859	82877	56235	139112	69405	43696	113101	83.74%	77.70%	81.30%
7		Bihar State Madrasa Education Board, Vidyapati Marg, Patna	16998	30592	47590	16767	30488	47255	15618	29615	45233	93.15%	97.14%	95.72%
8		Bihar Sanskrit Shiksha Board Patna												
9	Chhattisgarh	Chhattisgarh Board of Secondary Education												
10		Chhattisgarh Madarsa Board, Raipur												
11		Chhattisgarh Sanskriti Vidya Mandalam, Raipur	59	44	103	59	42	101	59	42	101	100.00%	100.00%	100.00%
12	Goa	Goa Board of Secondary & Higher Secondary Education	9407	9039	18446	9386	9022	18408	8769	8607	17376	93.43%	95.40%	94.39%
13	Gujarat	Gujarat Secondary & Higher Secondary Education Board	262894	231284	494178	259128	227040	486168	143111	158782	301893	55.23%	69.94%	62.10%
14	Haryana	Board of School Education Haryana												
15	Himachal Pradesh	Himachal Pradesh Board of School Education												
16	Jammu and Kashmir	Jammu and Kashmir State Board of School Education												
17	Jharkhand	Jharkhand Academic Council, Ranchi												
18	Karnataka	Karnataka, Secondary Education Examination Board	132001	117891	249892	128917	115877	244794	95399	99969	195368	74.00%	86.27%	79.81%
19	Kerala	Kerala Board of Public Examination	131213	124912	256125	131020	124804	255824	130832	124708	255540	99.86%	99.92%	99.89%
20	Madhya Pradesh	Board of Secondary Education Madhya Pradesh												
21		Maharshi Patanjali Sanskrit Sansthan,Bhopal(Madhya Pradesh)												

RESULTS OF SECONDARY EXAMINATION- 2022														
Sl. No	State	Name of the Board	Table 5 - Examination Results -Government Aided School - All Categories											
			Registered (Regular +Private)			Appeared (Regular +Private)			Number of Students					
									Annual (including supplementary)			Passed		
			Boys	Girls	Total	Boys	Girls	Total	Boys	Girls	Total	Boys	Girls	Total
22	Maharashtra	Maharashtra State Board of Secondary & Higher Secondary Education												
23	Manipur	Board of Secondary Education, Manipur	845	807	1652	816	795	1611	575	561	1136	70.47%	70.57%	70.52%
24	Meghalaya	Meghalaya Board of School Education												
25	Mizoram	Mizoram Board of School Education	1832	2290	4122	1739	2197	3936	1287	1555	2842	74.01%	70.78%	72.21%
26	Nagaland	Nagaland Board of School Education												
27	New Delhi	Rashtriya Sanskrit Sansthan New delhi												
28	Odisha	Board of Secondary Education, Odisha												
29	Punjab	Punjab School Education Board	12758	9618	22376	12457	9448	21905	11625	9208	20833	93.32%	97.46%	95.11%
30	Rajasthan	Board of Secondary Education, Rajasthan												
31		Banasthali Vidyapith , Rajasthan#												
32	Tamil Nadu	State Board of School Educaiton Tamil Nadu	111766	117448	229214	104253	113812	218065	87017	108526	195543	83.47%	95.36%	89.67%
33	Telangana	Directorate of Government Examination, Telangana State	2865	5111	7976	2833	5054	7887	2673	4931	7604	94.35%	97.57%	96.41%
34	Tripura	Tripura Board of Secondary Education												
35	Uttar Pradesh	Madhyamik Shiksha Parishad Uttar Pradesh	405951	314957	720908	388287	306897	695184	319960	273971	593931	82.40%	89.27%	85.44%
36		U.P. Dayalbag Education Institute												
37		UP Board of Secondary Sanskrit Education	12531	3994	16525	9413	2957	12370	8240	2631	10871	87.54%	88.98%	87.88%
38		Aligarh Muslim University Board of Secondary & Sr.Secondary Education												
39	Uttarakhand	Uttarakhand Board of School Education	12597	10926	23523	12241	10753	22994	8210	9046	17256	67.07%	84.13%	75.05%
40		Uttarakhand Sanskriti Shiksha Parishad	567	56	623	567	56	623	511	43	554	90.12%	76.79%	88.92%
41	West Bengal	West Bengal Board of Secondary Education**												
42		West Bengal Board of Madrasah Education	26062	49160	75222	23423	44846	68269	20800	38786	59586	88.80%	86.49%	87.28%
Total			1245528	1105170	2350698	1201525	1077911	2279436	936861	929043	1865904	77.97%	86.19%	81.86%

** Figures pertain to 'ALIM' and 'High Madarsa' as both are equivalent to High School Examination.

The Institute is mainly meant for Women, Boys enrolment pertains to wards of the staff.

Black cell indicates that either system does not exist or information is not available.

RESULTS OF SECONDARY EXAMINATION- 2022											
Sl. No	State	Name of the Board	Table 6- Examination Results - Government Aided School - All Categories								
			Total Number of Students Passed			Out of the Total, Number of Students passed with marks			Percentage of Students passed with marks		
			60% & above			60% & above			60% & above		
			Boys	Girls	Total	Boys	Girls	Total	Boys	Girls	Total
1	Central	Central Board of Secondary Education, New Delhi	7584	7244	14828	3077	4112	7189	40.57%	56.76%	48.48%
2		Council for the Indian School Certificate Examinations, New Delhi	350	392	742	267	356	623	76.29%	90.82%	83.96%
3	Andhra Pradesh	Andhra Pradesh, Board of Secondary Education	4836	6730	11566	1921	3552	5473	39.72%	52.78%	47.32%
4	Assam	Assam Board of Secondary Education									
5		State Madrassa Education Board, Assam									
6	Bihar	Bihar School Examination Board, Patna	69405	43696	113101	35880	14905	50785	51.70%	34.11%	44.90%
7		Bihar State Madrasa Education Board, Vidyapati Marg, Patna	15618	29615	45233	3536	4844	8380	22.64%	16.36%	18.53%
8		Bihar Sanskrit Shiksha Board Patna									
9	Chhattisgarh	Chhattisgarh Board of Secondary Education									
10		Chhattisgarh Madarsa Board, Raipur									
11		Chhattisgarh Sanskriti Vidya Mandalam, Raipur	59	42	101	31	18	49	52.54%	42.86%	48.51%
12	Goa	Goa Board of Secondary & Higher Secondary Education	8769	8607	17376	5620	6611	12231	64.09%	76.81%	70.39%
13	Gujarat	Gujarat Secondary & Higher Secondary Education Board	143111	158782	301893	61014	86041	147055	42.63%	54.19%	48.71%
14	Haryana	Board of School Education Haryana									
15	Himachal Pradesh	Himachal Pradesh Board of School Education									
16	Jammu and Kashmir	Jammu and Kashmir State Board of School Education									
17	Jharkhand	Jharkhand Academic Council, Ranchi									
18	Karnataka	Karnataka, Secondary Education Examination Board	95399	99969	195368	68128	84060	152188	71.41%	84.09%	77.90%
19	Kerala	Kerala Board of Public Examination	130832	124708	255540	105261	114441	219702	80.46%	91.77%	85.98%
20	Madhya Pradesh	Board of Secondary Education Madhya Pradesh									
21		Maharshi Patanjali Sanskrit Sansthan, Bhopal (Madhya Pradesh)									

RESULTS OF SECONDARY EXAMINATION- 2022											
Sl. No	State	Name of the Board	Table 6- Examination Results - Government Aided School - All Categories								
			Total Number of Students Passed			Out of the Total, Number of Students passed with marks			Percentage of Students passed with marks		
						60% & above			60% & above		
			Boys	Girls	Total	Boys	Girls	Total	Boys	Girls	Total
22	Maharashtra	Maharashtra State Board of Secondary & Higher Secondary Education									
23	Manipur	Board of Secondary Education, Manipur	575	561	1136	340	390	730	59.13%	69.52%	64.26%
24	Meghalaya	Meghalaya Board of School Education									
25	Mizoram	Mizoram Board of School Education	1287	1555	2842	493	688	1181	38.31%	44.24%	41.56%
26	Nagaland	Nagaland Board of School Education									
27	New Delhi	Rashtriya Sanskrit Sansthan New delhi									
28	Odisha	Board of Secondary Education, Odisha									
29	Punjab	Punjab School Education Board	11625	9208	20833	7136	7112	14248	61.38%	77.24%	68.39%
30	Rajasthan	Board of Secondary Education, Rajasthan									
31		Banasthali Vidyapith , Rajasthan#									
32	Tamil Nadu	State Board of School Educaiton Tamil Nadu	87017	108526	195543	25239	59843	85082	29.00%	55.14%	43.51%
33	Telangana	Directorate of Government Examination, Telangana State	2673	4931	7604	2282	4611	6893	85.37%	93.51%	0.906496581
34	Tripura	Tripura Board of Secondary Education									
35	Uttar Pradesh	Madhyamik Shiksha Parishad Uttar Pradesh	319960	273971	593931	194311	200945	395256	60.73%	73.35%	66.55%
36		U.P. Dayalbag Education Institute									
37		UP Board of Secondary Sanskrit Education	8240	2631	10871	8197	2623	10820	99.48%	99.70%	99.53%
38		Aligarh Muslim University Board of Secondary & Sr.Secondary Education									
39	Uttarakhand	Uttarakhand Board of School Education	8210	9046	17256	1841	3191	5032	22.42%	35.28%	29.16%
40		Uttarakhand Sanskriti Shiksha Parishad	511	43	554	163	16	179	31.90%	37.21%	32.31%
41	West Bengal	West Bengal Board of Secondary Education**									
42		West Bengal Board of Madrasah Education	20800	38786	59586	3311	4791	8102	15.92%	12.35%	13.60%
Total			936861	929043	1865904	528048	603150	1131198	56.36%	64.92%	60.62%

** Figures pertain to 'ALIM' and 'High Madarsa' as both are equivalent to High School Examination.

The Institute is mainly meant for Women, Boys enrolment pertains to wards of the staff.

Black cell indicates that either system does not exist or information is not available.

RESULTS OF SECONDARY EXAMINATION- 2022														
Sl. No	State	Name of the Board	Table 7 - Examination Results -Private Un-Aided School - All Categories											
			Registered (Regular +Private)			Appeared (Regular +Private)			Number of Students					
									Annual (including supplementary)			Passed		
			Boys	Girls	Total	Boys	Girls	Total	Boys	Girls	Total	Boys	Girls	Total
1	Central	Central Board of Secondary Education, New Delhi	966180	662643	1628823	958721	659497	1618218	922663	644824	1567487	96.24%	97.78%	96.87%
2		Council for the Indian School Certificate Examinations, New Delhi	125423	104687	230110	125100	104620	229720	125059	104605	229664	99.97%	99.99%	99.98%
3	Andhra Pradesh	Andhra Pradesh, Board of Secondary Education	119499	91873	211372	119116	91602	210718	116308	90872	207180	97.64%	99.20%	98.32%
4	Assam	Assam Board of Secondary Education												
5		State Madrassa Education Board, Assam												
6	Bihar	Bihar School Examination Board, Patna												
7		Bihar State Madrasa Education Board, Vidyapati Marg, Patna	2450	5486	7936	2426	5462	7888	2239	5282	7521	92.29%	96.70%	95.35%
8		Bihar Sanskrit Shiksha Board Patna												
9	Chhattisgarh	Chhattisgarh Board of Secondary Education	35781	31077	66858	35246	30858	66104	29597	28050	57647	83.97%	90.90%	87.21%
10		Chhattisgarh Madarsa Board, Raipur												
11		Chhattisgarh Sanskriti Vidya Mandalam, Raipur	362	260	622	332	236	568	326	234	560	98.19%	99.15%	98.59%
12	Goa	Goa Board of Secondary & Higher Secondary Education	49	72	121	48	72	120	48	72	120	100.00%	100.00%	100.00%
13	Gujarat	Gujarat Secondary & Higher Secondary Education Board	139583	91503	231086	139001	91081	230082	111326	79780	191106	80.09%	87.59%	83.06%
14	Haryana	Board of School Education Haryana	82260	51789	134049	77411	50607	128018	66760	46796	113556	86.24%	92.47%	88.70%
15	Himachal Pradesh	Himachal Pradesh Board of School Education	12606	9446	22052	12534	9418	21952	11886	9239	21125	94.83%	98.10%	96.23%
16	Jammu and Kashmir	Jammu and Kashmir State Board of School Education	17338	11365	28703	17338	11365	28703	14462	10116	24578	83.41%	89.01%	85.63%
17	Jharkhand	Jharkhand Academic Council, Ranchi												
18	Karnataka	Karnataka, Secondary Education Examination Board	166220	129026	295246	164070	127679	291749	136926	116970	253896	83.46%	91.61%	87.03%
19	Kerala	Kerala Board of Public Examination	15547	14012	29559	15526	14004	29530	15519	13999	29518	99.95%	99.96%	99.96%
20	Madhya Pradesh	Board of Secondary Education Madhya Pradesh	184113	123327	307440	177809	120547	298356	120145	93051	213196	67.57%	77.19%	71.46%
21		Maharshi Patanjali Sanskrit Sansthan, Bhopal (Madhya Pradesh)	2139	962	3101	2030	920	2950	1469	643	2112	72.36%	69.89%	71.59%

RESULTS OF SECONDARY EXAMINATION- 2022														
Sl. No	State	Name of the Board	Table 7 - Examination Results -Private Un-Aided School - All Categories											
			Registered (Regular +Private)			Appeared (Regular +Private)			Number of Students					
									Passed			Annual (including supplementary)		
			Boys	Girls	Total	Boys	Girls	Total	Boys	Girls	Total	Boys	Girls	Total
22	Maharashtra	Maharashtra State Board of Secondary & Higher Secondary Education												
23	Manipur	Board of Secondary Education, Manipur	15363	14206	29569	15199	14117	29316	12157	11499	23656	79.99%	81.45%	80.69%
24	Meghalaya	Meghalaya Board of School Education												
25	Mizoram	Mizoram Board of School Education	3832	3957	7789	3667	3827	7494	2939	3065	6004	80.15%	80.09%	80.12%
26	Nagaland	Nagaland Board of School Education	10183	10139	20322	9735	9865	19600	7379	8097	15476	75.80%	82.08%	78.96%
27	New Delhi	Rashtriya Sanskrit Sansthan New delhi												
28	Odisha	Board of Secondary Education, Odisha	20516	17380	37896	19408	16409	35817	19181	16196	35377	98.83%	98.70%	98.77%
29	Punjab	Punjab School Education Board	54610	36915	91525	53746	36571	90317	51187	35772	86959	95.24%	97.82%	96.28%
30	Rajasthan	Board of Secondary Education, Rajasthan	256779	153435	410214	249349	151012	400361	219246	139765	359011	87.93%	92.55%	89.67%
31		Banasthali Vidyapith , Rajasthan#	17	491	508	17	491	508	17	491	508	100.00%	100.00%	100.00%
32	Tamil Nadu	State Board of School Educaiton Tamil Nadu	237396	163832	401228	236613	163433	400046	169610	134341	303951	71.68%	82.20%	75.98%
33	Telangana	Directorate of Government Examination, Telangana State	123415	100977	224392	122872	100488	223360	120165	99260	219425	97.80%	98.78%	98.24%
34	Tripura	Tripura Board of Secondary Education												
35	Uttar Pradesh	Madhyamik Shiksha Parishad Uttar Pradesh	1080661	828685	1909346	922887	759732	1682619	801876	706520	1508396	86.89%	93.00%	89.65%
36		U.P. Dayalbag Education Institute	90	142	232	90	140	230	90	140	230	100.00%	100.00%	100.00%
37		UP Board of Secondary Sanskrit Education	3623	1321	4944	2733	967	3700	2375	846	3221	86.90%	87.49%	87.05%
38		Aligarh Muslim University Board of Secondary & Sr.Secondary Education	911	707	1618	911	707	1618	904	705	1609	99.23%	99.72%	99.44%
39	Uttarakhand	Uttarakhand Board of School Education	19630	13142	32772	19388	13003	32391	15061	11493	26554	77.68%	88.39%	81.98%
40		Uttarakhand Sanskriti Shiksha Parishad	53	9	62	53	9	62	43	8	51	81.13%	88.89%	82.26%
41	West Bengal	West Bengal Board of Secondary Education**												
42		West Bengal Board of Madrasah Education	391	182	573	299	135	434	275	116	391	91.97%	85.93%	90.09%
Total			3697020	2673048	6370068	3503675	2588874	6092549	3097238	2412847	5510085	88.40%	93.20%	90.44%

** Figures pertain to 'ALIM' and 'High Madarsa' as both are equivalent to High School Examination.

The Institute is mainly meant for Women, Boys enrolment pertains to wards of the staff.

Black cell indicates that either system does not exist or information is not available.

RESULTS OF SECONDARY EXAMINATION- 2022											
Sl. No	State	Name of the Board	Table 8- Examination Results - Private Un-Aided School								
			Total Number of Students Passed			Out of the Total, Number of Students passed with marks			Percentage of Students passed with marks		
						60% & above			60% & above		
			Boys	Girls	Total	Boys	Girls	Total	Boys	Girls	Total
1	Central	Central Board of Secondary Education, New Delhi	922663	644824	1567487	664277	538698	1202975	72.00%	83.54%	76.75%
2		Council for the Indian School Certificate Examinations, New Delhi	125059	104605	229664	116593	100634	217227	93.23%	96.20%	94.58%
3	Andhra Pradesh	Andhra Pradesh, Board of Secondary Education	116308	90872	207180	92890	81233	174123	79.87%	89.39%	84.04%
4	Assam	Assam Board of Secondary Education									
5		State Madrassa Education Board, Assam									
6	Bihar	Bihar School Examination Board, Patna									
7		Bihar State Madrasa Education Board, Vidyapati Marg, Patna	2239	5282	7521	467	981	1448	20.86%	18.57%	19.25%
8		Bihar Sanskrit Shiksha Board Patna									
9	Chhattisgarh	Chhattisgarh Board of Secondary Education	29597	28050	57647	18229	21264	39493	61.59%	75.81%	68.51%
10		Chhattisgarh Madarsa Board, Raipur									
11		Chhattisgarh Sanskriti Vidya Mandalam, Raipur	326	234	560	243	95	338	74.54%	40.60%	60.36%
12	Goa	Goa Board of Secondary & Higher Secondary Education	48	72	120	37	67	104	77.08%	93.06%	86.67%
13	Gujarat	Gujarat Secondary & Higher Secondary Education Board	111326	79780	191106	75765	62000	137765	68.06%	77.71%	72.09%
14	Haryana	Board of School Education Haryana	66760	46796	113556	58717	43978	102695	87.95%	93.98%	90.44%
15	Himachal Pradesh	Himachal Pradesh Board of School Education	11886	9239	21125	10927	8992	19919	91.93%	97.33%	94.29%
16	Jammu and Kashmir	Jammu and Kashmir State Board of School Education	14462	10116	24578	11947	9103	21050	82.61%	89.99%	85.65%
17	Jharkhand	Jharkhand Academic Council, Ranchi									
18	Karnataka	Karnataka, Secondary Education Examination Board	136926	116970	253896	116247	107954	224201	84.90%	92.29%	88.30%
19	Kerala	Kerala Board of Public Examination	15519	13999	29518	14643	13808	28451	94.36%	98.64%	96.39%
20	Madhya Pradesh	Board of Secondary Education Madhya Pradesh	120145	93051	213196	75754	69475	145229	63.05%	74.66%	68.12%
21		Maharshi Patanjali Sanskrit Sansthan, Bhopal (Madhya Pradesh)	1469	643	2112	1009	452	1461	68.69%	70.30%	69.18%

RESULTS OF SECONDARY EXAMINATION- 2022											
Sl. No	State	Name of the Board	Table 8- Examination Results - Private Un-Aided School								
			Total Number of Students Passed			Out of the Total, Number of Students passed with marks			Percentage of Students passed with marks		
						60% & above			60% & above		
			Boys	Girls	Total	Boys	Girls	Total	Boys	Girls	Total
22	Maharashtra	Maharashtra State Board of Secondary & Higher Secondary Education									
23	Manipur	Board of Secondary Education, Manipur	12157	11499	23656	8281	8554	16835	68.12%	74.39%	71.17%
24	Meghalaya	Meghalaya Board of School Education									
25	Mizoram	Mizoram Board of School Education	2939	3065	6004	1499	1660	3159	51.00%	54.16%	52.61%
26	Nagaland	Nagaland Board of School Education	7379	8097	15476	3205	4454	7659	43.43%	55.01%	49.49%
27	New Delhi	Rashtriya Sanskrit Sansthan New delhi									
28	Odisha	Board of Secondary Education, Odisha	19181	16196	35377	15540	13331	28871	81.02%	82.31%	81.61%
29	Punjab	Punjab School Education Board	51187	35772	86959	43080	32692	75772	84.16%	91.39%	87.14%
30	Rajasthan	Board of Secondary Education, Rajasthan	219246	139765	359011	114311	91261	205572	52.14%	65.30%	57.26%
31		Banasthali Vidyapith , Rajasthan#	17	491	508	16	487	503	94.12%	99.19%	99.02%
32	Tamil Nadu	State Board of School Educaiton Tamil Nadu	169610	134341	303951	94167	102206	196373	55.52%	76.08%	64.61%
33	Telangana	Directorate of Government Examination, Telangana State	120165	99260	219425	114715	97350	212065	95.46%	98.08%	96.65%
34	Tripura	Tripura Board of Secondary Education									
35	Uttar Pradesh	Madhyamik Shiksha Parishad Uttar Pradesh	801876	706520	1508396	600716	600081	1200797	74.91%	84.93%	79.61%
36		U.P. Dayalbag Education Institute	90	140	230	62	116	178	68.89%	82.86%	77.39%
37		UP Board of Secondary Sanskrit Education	2375	846	3221	2364	845	3209	99.54%	99.88%	99.63%
38		Aligarh Muslim University Board of Secondary & Sr.Secondary Education	904	705	1609	876	690	1566	96.90%	97.87%	97.33%
39	Uttarakhand	Uttarakhand Board of School Education	15061	11493	26554	5361	6004	11365	35.60%	52.24%	42.80%
40		Uttarakhand Sanskriti Shiksha Parishad	43	8	51	3	0	3	6.98%	0.00%	5.88%
41	West Bengal	West Bengal Board of Secondary Education**									
42		West Bengal Board of Madrasah Education	275	116	391	65	34	99	23.64%	29.31%	25.32%
Total			3097238	2412847	5510085	2262006	2018499	4280505	73.03%	83.66%	77.68%

** Figures pertain to 'ALIM' and 'High Madarsa' as both are equivalent to High School Examination.

The Institute is mainly meant for Women, Boys enrolment pertains to wards of the staff.

Black cell indicates that either system does not exist or information is not available.

RESULTS OF SECONDARY EXAMINATION- 2022														
Table 9 - Examination Results -Others - All Categories														
Sl. No	State	Name of the Board	Number of Students											
			Registered (Regular +Private)			Appeared (Regular +Private)			Passed					
									Annual (including supplementary)			Pass Percentage		
			Boys	Girls	Total	Boys	Girls	Total	Boys	Girls	Total	Boys	Girls	Total
1	Central	Central Board of Secondary Education, New Delhi	91054	71498	162552	90408	71107	161515	87143	69261	156404	96.39%	97.40%	96.84%
2		Council for the Indian School Certificate Examinations, New Delhi												
3	Andhra Pradesh	Andhra Pradesh, Board of Secondary Education												
4	Assam	Assam Board of Secondary Education												
5		State Madrasa Education Board, Assam												
6	Bihar	Bihar School Examination Board, Patna												
7		Bihar State Madrasa Education Board, Vidyapati Marg, Patna												
8		Bihar Sanskrit Shiksha Board Patna												
9	Chhattisgarh	Chhattisgarh Board of Secondary Education												
10		Chhattisgarh Madarsa Board, Raipur	70	62	132	63	60	123	60	55	115	95.24%	91.67%	93.50%
11		Chhattisgarh Sanskriti Vidya Mandalam, Raipur												
12	Goa	Goa Board of Secondary & Higher Secondary Education	156	43	199	156	43	199	73	19	92	46.79%	44.19%	46.23%
13	Gujarat	Gujarat Secondary & Higher Secondary Education Board	1165	1306	2471	1143	1277	2420	916	1099	2015	80.14%	86.06%	83.26%
14	Haryana	Board of School Education Haryana												
15	Himachal Pradesh	Himachal Pradesh Board of School Education												
16	Jammu and Kashmir	Jammu and Kashmir State Board of School Education												
17	Jharkhand	Jharkhand Academic Council, Ranchi												
18	Karnataka	Karnataka, Secondary Education Examination Board												
19	Kerala	Kerala Board of Public Examination												
20	Madhya Pradesh	Board of Secondary Education Madhya Pradesh												
21		Maharshi Patanjali Sanskrit Sansthan, Bhopal (Madhya Pradesh)												

RESULTS OF SECONDARY EXAMINATION- 2022														
Table 9 - Examination Results -Others - All Categories														
Sl. No	State	Name of the Board	Number of Students											
			Registered (Regular +Private)			Appeared (Regular +Private)			Passed					
									Annual (including supplementary)			Pass Percentage		
			Boys	Girls	Total	Boys	Girls	Total	Boys	Girls	Total	Boys	Girls	Total
22	Maharashtra	Maharashtra State Board of Secondary & Higher Secondary Education												
23	Manipur	Board of Secondary Education, Manipur												
24	Meghalaya	Meghalaya Board of School Education												
25	Mizoram	Mizoram Board of School Education	295	328	623	274	306	580	183	183	366	66.79%	59.80%	63.10%
26	Nagaland	Nagaland Board of School Education												
27	New Delhi	Rashtriya Sanskrit Sansthan New delhi												
28	Odisha	Board of Secondary Education, Odisha												
29	Punjab	Punjab School Education Board	2113	1543	3656	1791	1339	3130	1289	1177	2466	71.97%	87.90%	78.79%
30	Rajasthan	Board of Secondary Education, Rajasthan	966	743	1709	730	627	1357	228	201	429	31.23%	32.06%	31.61%
31		Banasthali Vidyapith , Rajasthan#												
32	Tamil Nadu	State Board of School Educaiton Tamil Nadu												
33	Telangana	Directorate of Government Examination, Telangana State	37032	60263	97295	36616	59496	96112	36342	59045	95387	99.25%	99.24%	99.25%
34	Tripura	Tripura Board of Secondary Education												
35		Madhyamik Shiksha Parishad Uttar Pradesh	11508	5694	17202	9069	4837	13906	6185	3668	9853	68.20%	75.83%	70.85%
36		U.P. Dayalbag Education Institute												
37	Uttar Pradesh	UP Board of Secondary Sanskrit Education												
38		Aligarh Muslim University Board of Secondary & Sr.Secondary Education												
39	Uttarakhand	Uttarakhand Board of School Education												
40		Uttarakhand Sanskriti Shiksha Parishad												
41	West Bengal	West Bengal Board of Secondary Education**												
42		West Bengal Board of Madrasah Education												
Total			144359	141480	285839	140250	139092	279342	132419	134708	267127	94.42%	96.85%	95.63%

** Figures pertain to 'ALIM' and 'High Madarsa' as both are equivalent to High School Examination.

The Institute is mainly meant for Women, Boys enrolment pertains to wards of the staff.

Black cell indicates that either system does not exist or information is not available.

RESULTS OF SECONDARY EXAMINATION- 2022											
Sl. No	State	Name of the Board	Table 10- Examination Results - Others - All Categories								
			Total Number of Students Passed			Out of the Total, Number of Students passed with marks			Percentage of Students passed with marks		
						60% & above			60% & above		
			Boys	Girls	Total	Boys	Girls	Total	Boys	Girls	Total
1	Central	Central Board of Secondary Education, New Delhi	87143	69261	156404	64373	56589	120962	73.87%	81.70%	77.34%
2		Council for the Indian School Certificate Examinations, New Delhi									
3	Andhra Pradesh	Andhra Pradesh, Board of Secondary Education									
4	Assam	Assam Board of Secondary Education									
5		State Madrasa Education Board, Assam									
6	Bihar	Bihar School Examination Board, Patna									
7		Bihar State Madrasa Education Board, Vidyapati Marg, Patna									
8		Bihar Sanskrit Shiksha Board Patna									
9	Chhattisgarh	Chhattisgarh Board of Secondary Education									
10		Chhattisgarh Madarsa Board, Raipur	60	55	115	56	50	106	93.33%	90.91%	92.17%
11		Chhattisgarh Sanskriti Vidya Mandalam, Raipur									
12	Goa	Goa Board of Secondary & Higher Secondary Education	73	19	92	9	4	13	12.33%	21.05%	14.13%
13	Gujarat	Gujarat Secondary & Higher Secondary Education Board	916	1099	2015	584	742	1326	63.76%	67.52%	65.81%
14	Haryana	Board of School Education Haryana									
15	Himachal Pradesh	Himachal Pradesh Board of School Education									
16	Jammu and Kashmir	Jammu and Kashmir State Board of School Education									
17	Jharkhand	Jharkhand Academic Council, Ranchi									
18	Karnataka	Karnataka, Secondary Education Examination Board									
19	Kerala	Kerala Board of Public Examination									
20	Madhya Pradesh	Board of Secondary Education Madhya Pradesh									
21		Maharshi Patanjali Sanskrit Sansthan, Bhopal (Madhya Pradesh)									

RESULTS OF SECONDARY EXAMINATION- 2022											
Sl. No	State	Name of the Board	Table 10- Examination Results - Others - All Categories								
			Total Number of Students Passed			Out of the Total, Number of Students passed with marks			Percentage of Students passed with marks		
						60% & above			60% & above		
			Boys	Girls	Total	Boys	Girls	Total	Boys	Girls	Total
22	Maharashtra	Maharashtra State Board of Secondary & Higher Secondary Education									
23	Manipur	Board of Secondary Education, Manipur									
24	Meghalaya	Meghalaya Board of School Education									
25	Mizoram	Mizoram Board of School Education	183	183	366	38	58	96	20.77%	31.69%	26.23%
26	Nagaland	Nagaland Board of School Education									
27	New Delhi	Rashtriya Sanskrit Sansthan New delhi									
28	Odisha	Board of Secondary Education, Odisha									
29	Punjab	Punjab School Education Board	1289	1177	2466	412	724	1136	31.96%	61.51%	46.07%
30	Rajasthan	Board of Secondary Education, Rajasthan	228	201	429	15	29	44	6.58%	14.43%	10.26%
31		Banasthali Vidyapith , Rajasthan#									
32	Tamil Nadu	State Board of School Educaiton Tamil Nadu									
33	Telangana	Directorate of Government Examination, Telangana State	36342	59045	95387	35418	58065	93483	97.46%	98.34%	98.00%
34	Tripura	Tripura Board of Secondary Education									
35	Uttar Pradesh	Madhyamik Shiksha Parishad Uttar Pradesh	6185	3668	9853	1916	734	2650	30.98%	20.01%	26.90%
36		U.P. Dayalbag Education Institute									
37		UP Board of Secondary Sanskrit Education									
38		Aligarh Muslim University Board of Secondary & Sr.Secondary Education									
39	Uttarakhand	Uttarakhand Board of School Education									
40		Uttarakhand Sanskriti Shiksha Parishad									
41	West Bengal	West Bengal Board of Secondary Education**									
42		West Bengal Board of Madrasah Education									
Total			132419	134708	267127	102821	116995	219816	77.65%	86.85%	82.29%

** Figures pertain to 'ALIM' and 'High Madarsa' as both are equivalent to High School Examination.

The Institute is mainly meant for Women, Boys enrolment pertains to wards of the staff.

Black cell indicates that either system does not exist or information is not available.

RESULTS OF SECONDARY EXAMINATION- 2022														
Sl. No	State	Name of the Board	Table 11- Examination Results - Over ALL Management wise - Scheduled Caste											
			Number of Students									Passed		
			Registered (Regular +Private)			Appeared (Regular +Private)			Annual (including supplementary)			Pass Percentage		
			Boys	Girls	Total	Boys	Girls	Total	Boys	Girls	Total	Boys	Girls	Total
1	Central	Central Board of Secondary Education, New Delhi	109681	82063	191744	108759	81571	190330	98836	75826	174662	90.88%	92.96%	91.77%
2		Council for the Indian School Certificate Examinations, New Delhi	7246	5741	12987	7241	5738	12979	7237	5738	12975	99.94%	100.00%	99.97%
3	Andhra Pradesh	Andhra Pradesh, Board of Secondary Education	63448	61886	125334	62860	61349	124209	49801	53180	102981	79.23%	86.68%	82.91%
4	Assam	Assam Board of Secondary Education	19409	21827	41236	18937	21208	40145	9874	10218	20092	52.14%	48.18%	50.05%
5		State Madrasa Education Board, Assam												
6	Bihar	Bihar School Examination Board, Patna	159975	156312	316287	145592	142394	287986	108378	93091	201469	74.44%	65.38%	69.96%
7		Bihar State Madrasa Education Board, Vidyapati Marg, Patna	17	28	45	17	28	45	17	28	45	100.00%	100.00%	100.00%
8		Bihar Sanskrit Shiksha Board Patna												
9	Chhattisgarh	Chhattisgarh Board of Secondary Education	25267	29385	54652	23876	28413	52289	15924	21617	37541	66.69%	76.08%	71.80%
10		Chhattisgarh Madarsa Board, Raipur												
11		Chhattisgarh Sanskriti Vidya Mandalam, Raipur	81	62	143	61	52	113	61	52	113	100.00%	100.00%	100.00%
12	Goa	Goa Board of Secondary & Higher Secondary Education	132	153	285	132	153	285	117	146	263	88.64%	95.42%	92.28%
13	Gujarat	Gujarat Secondary & Higher Secondary Education Board	31033	27615	58648	30734	27257	57991	18509	19350	37859	60.22%	70.99%	65.28%
14	Haryana	Board of School Education Haryana	56510	51896	108406	54760	50907	105667	32377	33806	66183	59.13%	66.41%	62.63%
15	Himachal Pradesh	Himachal Pradesh Board of School Education	13868	13372	27240	13730	13260	26990	11092	11555	22647	80.79%	87.14%	83.91%
16	Jammu and Kashmir	Jammu and Kashmir State Board of School Education												
17	Jharkhand	Jharkhand Academic Council, Ranchi	7386	8689	16075	7205	8469	15674	6899	8083	14982	95.75%	95.44%	95.59%
18	Karnataka	Karnataka, Secondary Education Examination Board	111694	96680	208374	107918	93832	201750	76007	76494	152501	70.43%	81.52%	75.59%
19	Kerala	Kerala Board of Public Examination	21346	20227	41573	21287	20201	41488	21194	20161	41355	99.56%	99.80%	99.68%
20	Madhya Pradesh	Board of Secondary Education Madhya Pradesh	110562	93253	203815	105775	90680	196455	52354	48829	101183	49.50%	53.85%	51.50%
21		Maharshi Patanjali Sanskrit Sansthan, Bhopal (Madhya Pradesh)	261	176	437	241	168	409	154	113	267	63.90%	67.26%	65.28%

RESULTS OF SECONDARY EXAMINATION- 2022														
Table 11- Examination Results - Over ALL Management wise - Scheduled Caste														
Sl. No	State	Name of the Board	Number of Students											
			Registered (Regular +Private)			Appeared (Regular +Private)			Passed			Pass Percentage		
			Boys	Girls	Total	Boys	Girls	Total	Annual (including supplementary)			Pass Percentage		
									Boys	Girls	Total	Boys	Girls	Total
22	Maharashtra	Maharashtra State Board of Secondary & Higher Secondary Education	121294	105788	227082	119767	104687	224454	113155	101811	214966	94.48%	97.25%	95.77%
23	Manipur	Board of Secondary Education, Manipur	873	909	1782	864	905	1769	752	794	1546	87.04%	87.73%	87.39%
24	Meghalaya	Meghalaya Board of School Education	149	150	299	149	149	298	111	114	225	74.50%	76.51%	75.50%
25	Mizoram	Mizoram Board of School Education	19	23	42	18	20	38	16	15	31	88.89%	75.00%	81.58%
26	Nagaland	Nagaland Board of School Education	200	178	378	193	171	364	119	117	236	61.66%	68.42%	64.84%
27	New Delhi	Rashtriya Sanskrit Sansthan New delhi	53	60	113	41	49	90	37	45	82	90.24%	91.84%	91.11%
28	Odisha	Board of Secondary Education, Odisha	55965	55548	111513	49512	50960	100472	48106	50105	98211	97.16%	98.32%	97.75%
29	Punjab	Punjab School Education Board	84501	72369	156870	82818	71118	153936	80689	70250	150939	97.43%	98.78%	98.05%
30	Rajasthan	Board of Secondary Education, Rajasthan	116092	99195	215287	111171	96618	207789	86135	76992	163127	77.48%	79.69%	78.51%
31		Banasthali Vidyapith , Rajasthan#	1	16	17	1	16	17	1	16	17	100.00%	100.00%	100.00%
32	Tamil Nadu	State Board of School Educaiton Tamil Nadu	150405	131423	281828	141220	126130	267350	94266	105078	199344	66.75%	83.31%	74.56%
33	Telangana	Directorate of Government Examination, Telangana State	45383	45286	90669	44996	44882	89878	43236	44068	87304	96.09%	98.19%	97.14%
34	Tripura	Tripura Board of Secondary Education				4626	4691	9317	4266	4302	8568	92.22%	91.71%	91.96%
35	Uttar Pradesh	Madhyamik Shiksha Parishad Uttar Pradesh	345769	278427	624196	304142	258629	562771	247951	226452	474403	81.52%	87.56%	84.30%
36		U.P. Dayalbag Education Institute	15	34	49	15	33	48	15	33	48	100.00%	100.00%	100.00%
37		UP Board of Secondary Sanskrit Education	2510	989	3499	1879	752	2631	1624	667	2291	86.43%	88.70%	87.08%
38		Aligarh Muslim University Board of Secondary & Sr.Secondary Education	18	8	26	18	8	26	18	8	26	100.00%	100.00%	100.00%
39	Uttarakhand	Uttarakhand Board of School Education	19055	18344	37399	18610	18061	36671	11812	14204	26016	63.47%	78.64%	70.94%
40		Uttarakhand Sanskriti Shiksha Parishad	49	19	68	49	19	68	38	15	53	77.55%	78.95%	77.94%
41	West Bengal	West Bengal Board of Secondary Education**												
42		West Bengal Board of Madrasah Education	364	524	888	303	468	771	253	390	643	83.50%	83.33%	83.40%
Total			1680631	1478655	3159286	1589517	1424046	3013563	1241431	1173763	2415194	78.10%	82.42%	80.14%

** Figures pertains to 'ALIM' and 'High Madarsa' as both are equivalent to High Scheduled Caste school Examination.

The Institute is mainly meant for Women, Boys enrolment pertains to wards of the staff.

Black cell indicates that either system does not exist or information is not available.

RESULTS OF SECONDARY EXAMINATION- 2022											
Sl. No	State	Name of the Board	Table 12- Examination Results - Over ALL Management wise - Scheduled Caste								
			Total Number of Students Passed			Out of the Total, Number of Students passed with marks			Percentage of Students passed with marks		
			60% & above			60% & above			60% & above		
			Boys	Girls	Total	Boys	Girls	Total	Boys	Girls	Total
1	Central	Central Board of Secondary Education, New Delhi	98836	75826	174662	57228	49974	107202	57.90%	65.91%	61.38%
2		Council for the Indian School Certificate Examinations, New Delhi	7237	5738	12975	6498	5361	11859	89.79%	93.43%	91.40%
3	Andhra Pradesh	Andhra Pradesh, Board of Secondary Education	49801	53180	102981	22752	30248	53000	45.69%	56.88%	51.47%
4	Assam	Assam Board of Secondary Education	9874	10218	20092	1958	2098	4056	19.83%	20.53%	20.19%
5		State Madrasa Education Board, Assam									
6	Bihar	Bihar School Examination Board, Patna	108378	93091	201469	32614	17482	50096	30.09%	18.78%	24.87%
7		Bihar State Madrasa Education Board, Vidyapati Marg, Patna	17	28	45	2	7	9	11.76%	25.00%	20.00%
8		Bihar Sanskrit Shiksha Board Patna									
9	Chhattisgarh	Chhattisgarh Board of Secondary Education	15924	21617	37541	6294	10265	16559	39.53%	47.49%	44.11%
10		Chhattisgarh Madarsa Board, Raipur									
11		Chhattisgarh Sanskriti Vidya Mandalam, Raipur	61	52	113	42	38	80	68.85%	73.08%	70.80%
12	Goa	Goa Board of Secondary & Higher Secondary Education	117	146	263	57	103	160	48.72%	70.55%	60.84%
13	Gujarat	Gujarat Secondary & Higher Secondary Education Board	18509	19350	37859	9226	11254	20480	49.85%	58.16%	54.10%
14	Haryana	Board of School Education Haryana	32377	33806	66183	21348	26337	47685	65.94%	77.91%	72.05%
15	Himachal Pradesh	Himachal Pradesh Board of School Education	11092	11555	22647	7868	9432	17300	70.93%	81.63%	76.39%
16	Jammu and Kashmir	Jammu and Kashmir State Board of School Education									
17	Jharkhand	Jharkhand Academic Council, Ranchi	6899	8083	14982	4267	4502	8769	61.85%	55.70%	58.53%
18	Karnataka	Karnataka, Secondary Education Examination Board	76007	76494	152501	54948	62723	117671	72.29%	82.00%	77.16%
19	Kerala	Kerala Board of Public Examination	21194	20161	41355	13075	16205	29280	61.69%	80.38%	70.80%
20	Madhya Pradesh	Board of Secondary Education Madhya Pradesh	52354	48829	101183	25234	26873	52107	48.20%	55.03%	51.50%
21		Maharshi Patanjali Sanskrit Sansthan, Bhopal (Madhya Pradesh)	154	113	267	104	80	184	67.53%	70.80%	68.91%

RESULTS OF SECONDARY EXAMINATION- 2022											
Sl. No	State	Name of the Board	Table 12- Examination Results - Over ALL Management wise - Scheduled Caste								
			Total Number of Students Passed			Out of the Total, Number of Students passed with marks			Percentage of Students passed with marks		
						60% & above			60% & above		
			Boys	Girls	Total	Boys	Girls	Total	Boys	Girls	Total
22	Maharashtra	Maharashtra State Board of Secondary & Higher Secondary Education	113155	101811	214966	74615	80183	154798	65.94%	78.76%	72.01%
23	Manipur	Board of Secondary Education, Manipur	752	794	1546	566	634	1200	75.27%	79.85%	77.62%
24	Meghalaya	Meghalaya Board of School Education	111	114	225	17	38	55	15.32%	33.33%	24.44%
25	Mizoram	Mizoram Board of School Education	16	15	31	8	7	15	50.00%	46.67%	48.39%
26	Nagaland	Nagaland Board of School Education	119	117	236	44	62	106	36.97%	52.99%	44.92%
27	New Delhi	Rashtriya Sanskrit Sansthan New delhi	37	45	82	18	19	37	48.65%	42.22%	45.12%
28	Odisha	Board of Secondary Education, Odisha	48106	50105	98211	24524	27835	52359	50.98%	55.55%	53.31%
29	Punjab	Punjab School Education Board	80689	70250	150939	62028	61484	123512	76.87%	87.52%	81.83%
30	Rajasthan	Board of Secondary Education, Rajasthan	86135	76992	163127	27179	27003	54182	31.55%	35.07%	33.21%
31		Banasthali Vidyapith , Rajasthan#	1	16	17	1	16	17	100.00%	100.00%	100.00%
32	Tamil Nadu	State Board of School Educaiton Tamil Nadu	94266	105078	199344	22679	41982	64661	24.06%	39.95%	32.44%
33	Telangana	Directorate of Government Examination, Telangana State	43236	44068	87304	38506	42207	80713	89.06%	95.78%	92.45%
34	Tripura	Tripura Board of Secondary Education	4266	4302	8568	1408	1846	3254	33.01%	42.91%	37.98%
35	Uttar Pradesh	Madhyamik Shiksha Parishad Uttar Pradesh	247951	226452	474403	160941	168331	329272	64.91%	74.33%	69.41%
36		U.P. Dayalbag Education Institute	15	33	48	11	23	34	73.33%	69.70%	70.83%
37		UP Board of Secondary Sanskrit Education	1624	667	2291	1622	663	2285	99.88%	99.40%	99.74%
38		Aligarh Muslim University Board of Secondary & Sr.Secondary Education	18	8	26	16	8	24	88.89%	100.00%	92.31%
39	Uttarakhand	Uttarakhand Board of School Education	11812	14204	26016	2145	3618	5763	18.16%	25.47%	22.15%
40		Uttarakhand Sanskriti Shiksha Parishad	38	15	53	2	2	4	5.26%	13.33%	7.55%
41	West Bengal	West Bengal Board of Secondary Education**									
42		West Bengal Board of Madrasah Education	253	390	643	21	15	36	8.30%	3.85%	5.60%
Total			1241431	1173763	2415194	679866	728958	1408824	54.76%	62.10%	58.33%

** Figures pertains to 'ALIM' and 'High Madarsa' as both are equivalent to High School Examination.

The Institute is mainly meant for Women, Boys enrolment pertains to wards of the staff.

Black cell indicates that either system does not exist or information is not available.

RESULTS OF SECONDARY EXAMINATION- 2022														
Sl. No	State	Name of the Board	Table 13 - Examination Results -Government Scheduled Caste/ - Scheduled Caste											
			Number of Students									Pass Percentage		
			Registered			Appeared			Passed					
			Boys	Girls	Total	Boys	Girls	Total	Boys	Girls	Total	Boys	Girls	Total
1	Central	Central Board of Secondary Education, New Delhi	21055	20942	41997	20836	20784	41620	16166	17654	33820	77.59%	84.94%	81.26%
2		Council for the Indian School Certificate Examinations, New Delhi	24	39	63	24	39	63	24	39	63	100.00%	100.00%	100.00%
3	Andhra Pradesh	Andhra Pradesh, Board of Secondary Education	48086	49285	97371	47610	48821	96431	35751	41352	77103	75.09%	84.70%	79.96%
4	Assam	Assam Board of Secondary Education	12252	14110	26362	12038	13780	25818	5991	6480	12471	49.77%	47.02%	48.30%
5		State Madrasa Education Board, Assam												
6	Bihar	Bihar School Examination Board, Patna	148567	146797	295364	134814	133394	268208	99831	86953	186784	74.05%	65.19%	69.64%
7		Bihar State Madrasa Education Board, Vidyapati Marg, Patna												
8		Bihar Sanskrit Shiksha Board Patna												
9	Chhattisgarh	Chhattisgarh Board of Secondary Education	20434	24961	45395	19113	24036	43149	12153	17792	29945	63.58%	74.02%	69.40%
10		Chhattisgarh Madarsa Board, Raipur												
11		Chhattisgarh Sanskriti Vidya Mandalam, Raipur												
12	Goa	Goa Board of Secondary & Higher Secondary Education	13	17	30	13	17	30	12	16	28	92.31%	94.12%	93.33%
13	Gujarat	Gujarat Secondary & Higher Secondary Education Board	2709	2721	5430	2641	2649	5290	1319	1751	3070	49.94%	66.10%	58.03%
14	Haryana	Board of School Education Haryana	43996	44546	88542	43061	43819	86880	22819	27550	50369	52.99%	62.87%	57.98%
15	Himachal Pradesh	Himachal Pradesh Board of School Education	11555	11647	23202	11434	11546	22980	8939	9882	18821	78.18%	85.59%	81.90%
16	Jammu and Kashmir	Jammu and Kashmir State Board of School Education												
17	Jharkhand	Jharkhand Academic Council, Ranchi												
18	Karnataka	Karnataka, Secondary Education Examination Board	55348	51452	106800	53263	49699	102962	36414	40071	76485	68.37%	80.63%	74.28%
19	Kerala	Kerala Board of Public Examination	8627	8114	16741	8603	8108	16711	8564	8091	16655	99.55%	99.79%	99.66%
20	Madhya Pradesh	Board of Secondary Education Madhya Pradesh	81842	75180	157022	78338	73178	151516	36793	37471	74264	46.97%	51.21%	49.01%
21		Maharshi Patanjali Sanskrit Sansthan, Bhopal (Madhya Pradesh)	24	24	48	19	22	41	3	8	11	15.79%	36.36%	26.83%

RESULTS OF SECONDARY EXAMINATION- 2022														
Sl. No	State	Name of the Board	Table 13 - Examination Results -Government Scheduled Caste/ - Scheduled Caste											
			Number of Students									Pass Percentage		
			Registered			Appeared			Passed					
			(Regular +Private)			(Regular +Private)			Annual (including supplementary)					
Boys	Girls	Total	Boys	Girls	Total	Boys	Girls	Total	Boys	Girls	Total			
22	Maharashtra	Maharashtra State Board of Secondary & Higher Secondary Education												
23	Manipur	Board of Secondary Education, Manipur	147	178	325	141	176	317	87	120	207	61.70%	68.18%	65.30%
24	Meghalaya	Meghalaya Board of School Education	2	4	6	2	4	6	2	4	6	100.00%	100.00%	100.00%
25	Mizoram	Mizoram Board of School Education	6	1	7	5	1	6	3	1	4	60.00%	100.00%	66.67%
26	Nagaland	Nagaland Board of School Education	61	55	116	59	53	112	19	21	40	32.20%	39.62%	35.71%
27	New Delhi	Rashtriya Sanskrit Sansthan New delhi												
28	Odisha	Board of Secondary Education, Odisha												
29	Punjab	Punjab School Education Board	67492	60601	128093	66267	59549	125816	65369	59069	124438	98.64%	99.19%	98.90%
30	Rajasthan	Board of Secondary Education, Rajasthan	82120	79497	161617	78518	77403	155921	59067	60041	119108	75.23%	77.57%	76.39%
31		Banasthali Vidyapith , Rajasthan#												
32	Tamil Nadu	State Board of School Educaiton Tamil Nadu	69680	69244	138924	63136	65178	128314	46279	57421	103700	73.30%	88.10%	80.82%
33	Telangana	Directorate of Government Examination, Telangana State	23122	16764	39886	22821	16530	39351	21376	15987	37363	93.67%	96.72%	94.95%
34	Tripura	Tripura Board of Secondary Education												
35	Uttar Pradesh	Madhyamik Shiksha Parishad Uttar Pradesh	17258	23757	41015	16228	22933	39161	12689	19834	32523	78.19%	86.49%	83.05%
36		U.P. Dayalbag Education Institute												
37		UP Board of Secondary Sanskrit Education	2	1	3	2	1	3	2	1	3	100.00%	100.00%	100.00%
38		Aligarh Muslim University Board of Secondary & Sr.Secondary Education												
39	Uttarakhand	Uttarakhand Board of School Education	11335	12309	23644	11085	12135	23220	6746	9434	16180	60.86%	77.74%	69.68%
40		Uttarakhand Sanskriti Shiksha Parishad	3	5	8	3	5	8	2	3	5	66.67%	60.00%	62.50%
41	West Bengal	West Bengal Board of Secondary Education**												
42		West Bengal Board of Madrasah Education												
Total			725760	712251	1438011	690074	683860	1373934	496420	517046	1013466	71.94%	75.61%	73.76%

** Figures pertain to 'ALIM' and 'High Madarsa' as both are equivalent to High School Examination.

The Institute is mainly meant for Women, Boys enrolment pertains to wards of the staff.

Black cell indicates that either system does not exist or information is not available.

RESULTS OF SECONDARY EXAMINATION- 2022											
Sl. No	State	Name of the Board	Table 14- Examination Results - Government Scheduled Caste/ Scheduled Caste								
			Total Number of Students Passed			Out of the Total, Number of Students passed with marks			Percentage of Students passed with marks		
			60% & above			60% & above			60% & above		
			Boys	Girls	Total	Boys	Girls	Total	Boys	Girls	Total
1	Central	Central Board of Secondary Education, New Delhi	16166	17654	33820	4845	6883	11728	29.97%	38.99%	34.68%
2		Council for the Indian School Certificate Examinations, New Delhi	24	39	63	16	31	47	66.67%	79.49%	74.60%
3	Andhra Pradesh	Andhra Pradesh, Board of Secondary Education	35751	41352	77103	13135	21041	34176	36.74%	50.88%	44.33%
4	Assam	Assam Board of Secondary Education	5991	6480	12471	899	1012	1911	15.01%	15.62%	15.32%
5		State Madrasa Education Board, Assam									
6	Bihar	Bihar School Examination Board, Patna	99831	86953	186784	28940	16000	44940	28.99%	18.40%	24.06%
7		Bihar State Madrasa Education Board, Vidyapati Marg, Patna									
8		Bihar Sanskrit Shiksha Board Patna									
9	Chhattisgarh	Chhattisgarh Board of Secondary Education	12153	17792	29945	4073	7554	11627	33.51%	42.46%	38.83%
10		Chhattisgarh Madarsa Board, Raipur									
11		Chhattisgarh Sanskriti Vidya Mandalam, Raipur									
12	Goa	Goa Board of Secondary & Higher Secondary Education	12	16	28	3	10	13	25.00%	62.50%	46.43%
13	Gujarat	Gujarat Secondary & Higher Secondary Education Board	1319	1751	3070	555	958	1513	42.08%	54.71%	49.28%
14	Haryana	Board of School Education Haryana	22819	27550	50369	13390	20594	33984	58.68%	74.75%	67.47%
15	Himachal Pradesh	Himachal Pradesh Board of School Education	8939	9882	18821	5908	7812	13720	66.09%	79.05%	72.90%
16	Jammu and Kashmir	Jammu and Kashmir State Board of School Education									
17	Jharkhand	Jharkhand Academic Council, Ranchi									
18	Karnataka	Karnataka, Secondary Education Examination Board	36414	40071	76485	25577	32478	58055	70.24%	81.05%	75.90%
19	Kerala	Kerala Board of Public Examination	8564	8091	16655	5003	6334	11337	58.42%	78.28%	68.07%
20	Madhya Pradesh	Board of Secondary Education Madhya Pradesh	36793	37471	74264	16454	19341	35795	44.72%	51.62%	48.20%
21		Maharshi Patanjali Sanskrit Sansthan, Bhopal (Madhya Pradesh)	3	8	11	2	3	5	66.67%	37.50%	45.45%

RESULTS OF SECONDARY EXAMINATION- 2022											
Sl. No	State	Name of the Board	Table 14- Examination Results - Government Scheduled Caste/ Scheduled Caste								
			Total Number of Students Passed			Out of the Total, Number of Students passed with marks			Percentage of Students passed with marks		
						60% & above			60% & above		
			Boys	Girls	Total	Boys	Girls	Total	Boys	Girls	Total
22	Maharashtra	Maharashtra State Board of Secondary & Higher Secondary Education									
23	Manipur	Board of Secondary Education, Manipur	87	120	207	35	68	103	40.23%	56.67%	49.76%
24	Meghalaya	Meghalaya Board of School Education	2	4	6	0	1	1	0.00%	25.00%	16.67%
25	Mizoram	Mizoram Board of School Education	3	1	4	1	0	1	33.33%	0.00%	25.00%
26	Nagaland	Nagaland Board of School Education	19	21	40	0	6	6	0.00%	28.57%	15.00%
27	New Delhi	Rashtriya Sanskrit Sansthan New delhi									
28	Odisha	Board of Secondary Education, Odisha									
29	Punjab	Punjab School Education Board	65369	59069	124438	51023	52155	103178	78.05%	88.30%	82.92%
30	Rajasthan	Board of Secondary Education, Rajasthan	59067	60041	119108	14705	17645	32350	24.90%	29.39%	27.16%
31		Banasthali Vidyapith , Rajasthan#									
32	Tamil Nadu	State Board of School Educaiton Tamil Nadu	46279	57421	103700	7256	17641	24897	15.68%	30.72%	24.01%
33	Telangana	Directorate of Government Examination, Telangana State	21376	15987	37363	17389	14579	31968	81.35%	91.19%	85.56%
34	Tripura	Tripura Board of Secondary Education									
35	Uttar Pradesh	Madhyamik Shiksha Parishad Uttar Pradesh	12689	19834	32523	7013	13126	20139	55.27%	66.18%	61.92%
36		U.P. Dayalbag Education Institute									
37		UP Board of Secondary Sanskrit Education	2	1	3	2	1	3	100.00%	100.00%	100.00%
38		Aligarh Muslim University Board of Secondary & Sr.Secondary Education									
39	Uttarakhand	Uttarakhand Board of School Education	6746	9434	16180	999	2070	3069	14.81%	21.94%	18.97%
40		Uttarakhand Sanskriti Shiksha Parishad	2	3	5	0	0	0	0.00%	0.00%	0.00%
41	West Bengal	West Bengal Board of Secondary Education**									
42		West Bengal Board of Madrasah Education									
Total			496420	517046	1013466	217223	257343	474566	43.76%	49.77%	46.83%

** Figures pertain to 'ALIM' and 'High Madarsa' as both are equivalent to High School Examination.

The Institute is mainly meant for Women, Boys enrolment pertains to wards of the staff.

Black cell indicates that either system does not exist or information is not available.

RESULTS OF SECONDARY EXAMINATION- 2022														
Table 15 - Examination Results -Government Aided Scheduled Castechool - Scheduled Caste														
Sl. No	State	Name of the Board	Number of Students											
			Registered (Regular +Private)			Appeared (Regular +Private)			Passed					
									Annual (including supplementary)			Pass Percentage		
			Boys	Girls	Total	Boys	Girls	Total	Boys	Girls	Total	Boys	Girls	Total
1	Central	Central Board of Secondary Education, New Delhi	1852	1907	3759	1838	1896	3734	1236	1396	2632	67.25%	73.63%	70.49%
2		Council for the Indian School Certificate Examinations,New Delhi	10	19	29	10	19	29	10	19	29	100.00%	100.00%	100.00%
3	Andhra Pradesh	Andhra Pradesh, Board of Secondary Education	2167	2527	4694	2112	2492	4604	1459	1967	3426	69.08%	78.93%	74.41%
4	Assam	Assam Board of Secondary Education												
5		State Madrasa Education Board, Assam												
6	Bihar	Bihar School Examinaion Board, Patna	11408	9515	20923	10778	9000	19778	8547	6138	14685	79.30%	68.20%	74.25%
7		Bihar State Madrasa Education Board, Vidyapati Marg, Patna	17	19	36	17	19	36	17	19	36	100.00%	100.00%	100.00%
8		Bihar Sanskrit Shiksha Board Patna												
9	Chhattisgarh	Chhattisgarh Board of Secondary Education												
10		Chhattisgarh Madarsa Board, Raipur												
11		Chhatisgarh Sanskriti Vidya Mandalam, Raipur												
12	Goa	Goa Board of Secondary & Higher Secondary Education	119	136	255	119	136	255	105	130	235	88.24%	95.59%	92.16%
13	Gujarat	Gujarat Secondary & Higher Secondary Education Board	20978	20133	41111	20778	19874	40652	11745	13721	25466	56.53%	69.04%	62.64%
14	Haryana	Board of School Education Haryana												
15	Himachal Pradesh	Himachal Pradesh Board of School Education												
16	Jammu and Kashmir	Jammu and Kashmir State Board of School Education												
17	Jharkhand	Jharkhand Academic Council, Ranchi												
18	Karnataka	Karnataka, Secondary Education Examination Board	31326	27079	58405	30240	26385	56625	20832	21167	41999	68.89%	80.22%	74.17%
19	Kerala	Kerala Board of Public Examination	12347	11703	24050	12312	11683	23995	12258	11660	23918	99.56%	99.80%	99.68%
20	Madhya Pradesh	Board of Secondary Education Madhya Pradesh												
21		Maharshi Patanjali Sanskrit Sansthan,Bhopal(Madhya Pradesh)												

RESULTS OF SECONDARY EXAMINATION- 2022														
Sl. No	State	Name of the Board	Table 15 - Examination Results -Government Aided Scheduled Castechool - Scheduled Caste											
			Registered			Appeared			Number of Students					
			(Regular +Private)			(Regular +Private)			Annual (including supplementary)			Passed		
			Boys	Girls	Total	Boys	Girls	Total	Boys	Girls	Total	Boys	Girls	Total
22	Maharashtra	Maharashtra State Board of Secondary & Higher Secondary Education												
23	Manipur	Board of Secondary Education, Manipur	44	77	121	42	76	118	38	64	102	90.48%	84.21%	86.44%
24	Meghalaya	Meghalaya Board of School Education												
25	Mizoram	Mizoram Board of School Education	5	3	8	5	1	6	5	0	5	100.00%	0.00%	83.33%
26	Nagaland	Nagaland Board of School Education												
27	New Delhi	Rashtriya Sanskrit Sansthan New delhi												
28	Odisha	Board of Secondary Education, Odisha												
29	Punjab	Punjab School Education Board	4925	3808	8733	4783	3735	8518	4479	3647	8126	93.64%	97.64%	95.40%
30	Rajasthan	Board of Secondary Education, Rajasthan												
31		Banasthali Vidyapith , Rajasthan#												
32	Tamil Nadu	State Board of School Educaiton Tamil Nadu	29167	30739	59906	26681	29581	56262	20713	27423	48136	77.63%	92.70%	85.56%
33	Telangana	Directorate of Government Examination, Telangana State	489	966	1455	485	960	1445	457	934	1391	94.23%	97.29%	96.26%
34	Tripura	Tripura Board of Secondary Education												
35	Uttar Pradesh	Madhyamik Shiksha Parishad Uttar Pradesh	111258	84579	195837	105593	82081	187674	83213	69524	152737	78.81%	84.70%	81.38%
36		U.P. Dayalbag Education Institute	15	34	49	15	33	48	15	33	48	100.00%	100.00%	100.00%
37		UP Board of Secondary Sanskrit Education	1881	718	2599	1392	551	1943	1206	497	1703	86.64%	90.20%	87.65%
38		Aligarh Muslim University Board of Secondary & Sr.Secondary Education												
39	Uttarakhand	Uttarakhand Board of School Education	3814	3332	7146	3685	3270	6955	2299	2573	4872	62.39%	78.69%	70.05%
40		Uttarakhand Sanskriti Shiksha Parishad	43	11	54	43	11	54	33	9	42	76.74%	81.82%	77.78%
41	West Bengal	West Bengal Board of Secondary Education**												
42		West Bengal Board of Madrasah Education	361	522	883	300	466	766	253	390	643	84.33%	83.69%	83.94%
Total			232226	197827	430053	221228	192269	413497	168920	161311	330231	76.36%	83.90%	79.86%

** Figures pertains to 'ALIM' and 'High Madarsa' as both are equivalent to High School Examination.

The Institute is mainly meant for Women, Boys enrolment pertains to wards of the staff.

Black cell indicates that either system does not exist or information is not available.

RESULTS OF SECONDARY EXAMINATION- 2022											
Sl. No	State	Name of the Board	Table 16- Examination Results - Government Aided Scheduled Castechool - Scheduled Caste								
			Total Number of Students Passed			Out of the Total, Number of Students passed with marks			Percentage of Students passed with marks		
			60% & above			60% & above			60% & above		
			Boys	Girls	Total	Boys	Girls	Total	Boys	Girls	Total
1	Central	Central Board of Secondary Education, New Delhi	1236	1396	2632	334	593	927	27.02%	42.48%	35.22%
2		Council for the Indian School Certificate Examinations, New Delhi	10	19	29	8	17	25	80.00%	89.47%	86.21%
3	Andhra Pradesh	Andhra Pradesh, Board of Secondary Education	1459	1967	3426	455	823	1278	31.19%	41.84%	37.30%
4	Assam	Assam Board of Secondary Education									
5		State Madrasa Education Board, Assam									
6	Bihar	Bihar School Examination Board, Patna	8547	6138	14685	3674	1482	5156	42.99%	24.14%	35.11%
7		Bihar State Madrasa Education Board, Vidyapati Marg, Patna	17	19	36	2	5	7	11.76%	26.32%	19.44%
8		Bihar Sanskrit Shiksha Board Patna									
9	Chhattisgarh	Chhattisgarh Board of Secondary Education									
10		Chhattisgarh Madarsa Board, Raipur									
11		Chhattisgarh Sanskriti Vidya Mandalam, Raipur									
12	Goa	Goa Board of Secondary & Higher Secondary Education	105	130	235	54	93	147	51.43%	71.54%	62.55%
13	Gujarat	Gujarat Secondary & Higher Secondary Education Board	11745	13721	25466	5219	7475	12694	44.44%	54.48%	49.85%
14	Haryana	Board of School Education Haryana									
15	Himachal Pradesh	Himachal Pradesh Board of School Education									
16	Jammu and Kashmir	Jammu and Kashmir State Board of School Education									
17	Jharkhand	Jharkhand Academic Council, Ranchi									
18	Karnataka	Karnataka, Secondary Education Examination Board	20832	21167	41999	14234	16810	31044	68.33%	79.42%	73.92%
19	Kerala	Kerala Board of Public Examination	12258	11660	23918	7722	9473	17195	63.00%	81.24%	71.89%
20	Madhya Pradesh	Board of Secondary Education Madhya Pradesh									
21		Maharshi Patanjali Sanskrit Sansthan, Bhopal (Madhya Pradesh)									

RESULTS OF SECONDARY EXAMINATION- 2022											
Sl. No	State	Name of the Board	Table 16- Examination Results - Government Aided Scheduled Castechool - Scheduled Caste								
			Total Number of Students Passed			Out of the Total, Number of Students passed with marks			Percentage of Students passed with marks		
						60% & above			60% & above		
			Boys	Girls	Total	Boys	Girls	Total	Boys	Girls	Total
22	Maharashtra	Maharashtra State Board of Secondary & Higher Secondary Education									
23	Manipur	Board of Secondary Education, Manipur	38	64	102	28	46	74	73.68%	71.88%	72.55%
24	Meghalaya	Meghalaya Board of School Education									
25	Mizoram	Mizoram Board of School Education	5	0	5	3	0	3	60.00%		60.00%
26	Nagaland	Nagaland Board of School Education									
27	New Delhi	Rashtriya Sanskrit Sansthan New delhi									
28	Odisha	Board of Secondary Education, Odisha									
29	Punjab	Punjab School Education Board	4479	3647	8126	2576	2695	5271	57.51%	73.90%	64.87%
30	Rajasthan	Board of Secondary Education, Rajasthan									
31		Banasthali Vidyapith , Rajasthan#									
32	Tamil Nadu	State Board of School Educaiton Tamil Nadu	20713	27423	48136	4411	12100	16511	21.30%	44.12%	34.30%
33	Telangana	Directorate of Government Examination, Telangana State	457	934	1391	389	869	1258	85.12%	93.04%	90.44%
34	Tripura	Tripura Board of Secondary Education									
35	Uttar Pradesh	Madhyamik Shiksha Parishad Uttar Pradesh	83213	69524	152737	46882	45911	92793	56.34%	66.04%	60.75%
36		U.P. Dayalbag Education Institute	15	33	48	11	23	34	73.33%	69.70%	70.83%
37		UP Board of Secondary Sanskrit Education	1206	497	1703	1204	494	1698	99.83%	99.40%	99.71%
38		Aligarh Muslim University Board of Secondary & Sr.Secondary Education									
39	Uttarakhand	Uttarakhand Board of School Education	2299	2573	4872	413	684	1097	17.96%	26.58%	22.52%
40		Uttarakhand Sanskriti Shiksha Parishad	33	9	42	2	2	4	6.06%	22.22%	9.52%
41	West Bengal	West Bengal Board of Secondary Education**									
42		West Bengal Board of Madrasah Education	253	390	643	21	15	36	8.30%	3.85%	5.60%
Total			168920	161311	330231	87642	99610	187252	51.88%	61.75%	56.70%

** Figures pertains to 'ALIM' and 'High Madarsa' as both are equivalent to High School Examination.

The Institute is mainly meant for Women, Boys enrolment pertains to wards of the staff.

Black cell indicates that either system does not exist or information is not available.

RESULTS OF SECONDARY EXAMINATION- 2022														
Sl. No	State	Name of the Board	Table 17 - Examination Results -Private Un-Aided Scheduled Castechool -Scheduled Caste											
			Registered			Appeared			Number of Students					
			(Regular +Private)			(Regular +Private)			Annual (including supplementary)			Passed		
			Boys	Girls	Total	Boys	Girls	Total	Boys	Girls	Total	Boys	Girls	Total
1	Central	Central Board of Secondary Education, New Delhi	64914	43617	108531	64349	43364	107713	60710	41779	102489	94.34%	96.34%	95.15%
2		Council for the Indian School Certificate Examinations,New Delhi	7212	5683	12895	7207	5680	12887	7203	5680	12883	99.94%	100.00%	99.97%
3	Andhra Pradesh	Andhra Pradesh, Board of Secondary Education	13195	10074	23269	13138	10036	23174	12591	9861	22452	95.84%	98.26%	96.88%
4	Assam	Assam Board of Secondary Education												
5		State Madrassa Education Board, Assam												
6	Bihar	Bihar School Examinaion Board, Patna												
7		Bihar State Madrassa Education Board, Vidyapati Marg, Patna	0	9	9	0	9	9	0	9	9		100.00%	100.00%
8		Bihar Sanskrit Shiksha Board Patna												
9	Chhattisgarh	Chhattisgarh Board of Secondary Education	4833	4424	9257	4763	4377	9140	3771	3825	7596	79.17%	87.39%	83.11%
10		Chhattisgarh Madarsa Board, Raipur												
11		Chhattisgarh Sanskriti Vidya Mandalam, Raipur	81	62	143	61	52	113	61	52	113	100.00%	100.00%	100.00%
12	Goa	Goa Board of Secondary & Higher Secondary Education												
13	Gujarat	Gujarat Secondary & Higher Secondary Education Board	7295	4715	12010	7265	4689	11954	5408	3836	9244	74.44%	81.81%	77.33%
14	Haryana	Board of School Education Haryana	12514	7350	19864	11699	7088	18787	9558	6256	15814	81.70%	88.26%	84.18%
15	Himachal Pradesh	Himachal Pradesh Board of School Education	2313	1725	4038	2296	1714	4010	2153	1673	3826	93.77%	97.61%	95.41%
16	Jammu and Kashmir	Jammu and Kashmir State Board of School Education												
17	Jharkhand	Jharkhand Academic Council, Ranchi												
18	Karnataka	Karnataka, Secondary Education Examination Board	25020	18149	43169	24415	17748	42163	18761	15256	34017	76.84%	85.96%	80.68%
19	Kerala	Kerala Board of Public Examination	372	410	782	372	410	782	372	410	782	100.00%	100.00%	100.00%
20	Madhya Pradesh	Board of Secondary Education Madhya Pradesh	28720	18073	46793	27437	17502	44939	15561	11358	26919	56.72%	64.90%	59.90%
21		Maharshi Patanjali Sanskrit Sansthan,Bhopal(Madhya Pradesh)	237	152	389	222	146	368	151	105	256	68.02%	71.92%	69.57%

RESULTS OF SECONDARY EXAMINATION- 2022														
Sl. No	State	Name of the Board	Table 17 - Examination Results -Private Un-Aided Scheduled Castechool -Scheduled Caste											
			Registered			Appeared			Number of Students					
			(Regular +Private)			(Regular +Private)			Annual (including supplementary)			Passed		
			Boys	Girls	Total	Boys	Girls	Total	Boys	Girls	Total	Boys	Girls	Total
22	Maharashtra	Maharashtra State Board of Secondary & Higher Secondary Education												
23	Manipur	Board of Secondary Education, Manipur	682	654	1336	681	653	1334	627	610	1237	92.07%	93.42%	92.73%
24	Meghalaya	Meghalaya Board of School Education												
25	Mizoram	Mizoram Board of School Education	8	17	25	8	16	24	8	13	21	100.00%	81.25%	87.50%
26	Nagaland	Nagaland Board of School Education	139	123	262	134	118	252	100	96	196	74.63%	81.36%	77.78%
27	New Delhi	Rashtriya Sanskrit Sansthan New delhi												
28	Odisha	Board of Secondary Education, Odisha												
29	Punjab	Punjab School Education Board	11437	7563	19000	11201	7482	18683	10445	7240	17685	93.25%	96.77%	94.66%
30	Rajasthan	Board of Secondary Education, Rajasthan	33765	19553	53318	32497	19098	51595	27044	16929	43973	83.22%	88.64%	85.23%
31		Banasthali Vidyapith , Rajasthan#	1	16	17	1	16	17	1	16	17	100.00%	100.00%	100.00%
32	Tamil Nadu	State Board of School Educaiton Tamil Nadu	51558	31440	82998	51403	31371	82774	27274	20234	47508	53.06%	64.50%	57.39%
33	Telangana	Directorate of Government Examination, Telangana State	12448	9703	22151	12401	9665	22066	12165	9564	21729	98.10%	98.95%	98.47%
34	Tripura	Tripura Board of Secondary Education												
35	Uttar Pradesh	Madhyamik Shiksha Parishad Uttar Pradesh	215136	169034	384170	180683	152726	333409	151007	136497	287504	83.58%	89.37%	86.23%
36		U.P. Dayalbag Education Institute												
37		UP Board of Secondary Sanskrit Education	627	270	897	485	200	685	416	169	585	85.77%	84.50%	85.40%
38		Aligarh Muslim University Board of Secondary & Sr.Secondary Education	18	8	26	18	8	26	18	8	26	100.00%	100.00%	100.00%
39	Uttarakhand	Uttarakhand Board of School Education	3906	2703	6609	3840	2656	6496	2767	2197	4964	72.06%	82.72%	76.42%
40		Uttarakhand Sanskriti Shiksha Parishad	3	3	6	3	3	6	3	3	6	100.00%	100.00%	100.00%
41	West Bengal	West Bengal Board of Secondary Education**												
42		West Bengal Board of Madrasah Education	3	2	5	3	2	5	0	0	0	0.00%	0.00%	0.00%
Total			496490	355592	852082	456623	336878	793501	368212	293721	661933	80.64%	87.19%	83.42%

** Figures pertains to 'ALIM' and 'High Madarsa' as both are equivalent to High School Examination.

The Institute is mainly meant for Women, Boys enrolment pertains to wards of the staff.

Black cell indicates that either system does not exist or information is not available.

RESULTS OF SECONDARY EXAMINATION- 2022											
Sl. No	State	Name of the Board	Table 18- Examination Results - Private Un-Aided Scheduled Caste - Scheduled Caste								
			Total Number of Students Passed			Out of the Total, Number of Students passed with marks			Percentage of Students passed with marks		
			60% & above			60% & above			60% & above		
			Boys	Girls	Total	Boys	Girls	Total	Boys	Girls	Total
1	Central	Central Board of Secondary Education, New Delhi	60710	41779	102489	38177	31486	69663	62.88%	75.36%	67.97%
2		Council for the Indian School Certificate Examinations, New Delhi	7203	5680	12883	6474	5313	11787	89.88%	93.54%	91.49%
3	Andhra Pradesh	Andhra Pradesh, Board of Secondary Education	12591	9861	22452	9162	8384	17546	72.77%	85.02%	78.15%
4	Assam	Assam Board of Secondary Education									
5		State Madrasa Education Board, Assam									
6	Bihar	Bihar School Examination Board, Patna									
7		Bihar State Madrasa Education Board, Vidyapati Marg, Patna	0	9	9	0	2	2		22.22%	22.22%
8		Bihar Sanskrit Shiksha Board Patna									
9	Chhattisgarh	Chhattisgarh Board of Secondary Education	3771	3825	7596	2221	2711	4932	58.90%	70.88%	64.93%
10		Chhattisgarh Madarsa Board, Raipur									
11		Chhattisgarh Sanskriti Vidya Mandalam, Raipur	61	52	113	42	38	80	68.85%	73.08%	70.80%
12	Goa	Goa Board of Secondary & Higher Secondary Education									
13	Gujarat	Gujarat Secondary & Higher Secondary Education Board	5408	3836	9244	3436	2790	6226	63.54%	72.73%	67.35%
14	Haryana	Board of School Education Haryana	9558	6256	15814	7958	5743	13701	83.26%	91.80%	86.64%
15	Himachal Pradesh	Himachal Pradesh Board of School Education	2153	1673	3826	1960	1620	3580	91.04%	96.83%	93.57%
16	Jammu and Kashmir	Jammu and Kashmir State Board of School Education									
17	Jharkhand	Jharkhand Academic Council, Ranchi									
18	Karnataka	Karnataka, Secondary Education Examination Board	18761	15256	34017	15137	13435	28572	80.68%	88.06%	83.99%
19	Kerala	Kerala Board of Public Examination	372	410	782	350	398	748	94.09%	97.07%	95.65%
20	Madhya Pradesh	Board of Secondary Education Madhya Pradesh	15561	11358	26919	8780	7532	16312	56.42%	66.31%	60.60%
21		Maharshi Patanjali Sanskrit Sansthan, Bhopal (Madhya Pradesh)	151	105	256	102	77	179	67.55%	73.33%	69.92%

RESULTS OF SECONDARY EXAMINATION- 2022											
Sl. No	State	Name of the Board	Table 18- Examination Results - Private Un-Aided Scheduled Caste - Scheduled Caste								
			Total Number of Students Passed			Out of the Total, Number of Students passed with marks			Percentage of Students passed with marks		
						60% & above			60% & above		
			Boys	Girls	Total	Boys	Girls	Total	Boys	Girls	Total
22	Maharashtra	Maharashtra State Board of Secondary & Higher Secondary Education									
23	Manipur	Board of Secondary Education, Manipur	627	610	1237	503	520	1023	80.22%	85.25%	82.70%
24	Meghalaya	Meghalaya Board of School Education									
25	Mizoram	Mizoram Board of School Education	8	13	21	4	7	11	50.00%	53.85%	52.38%
26	Nagaland	Nagaland Board of School Education	100	96	196	44	56	100	44.00%	58.33%	51.02%
27	New Delhi	Rashtriya Sanskrit Sansthan New delhi									
28	Odisha	Board of Secondary Education, Odisha									
29	Punjab	Punjab School Education Board	10445	7240	17685	8334	6483	14817	79.79%	89.54%	83.78%
30	Rajasthan	Board of Secondary Education, Rajasthan	27044	16929	43973	12473	9355	21828	46.12%	55.26%	49.64%
31		Banasthali Vidyapith , Rajasthan#	1	16	17	1	16	17	100.00%	100.00%	100.00%
32	Tamil Nadu	State Board of School Educaiton Tamil Nadu	27274	20234	47508	11012	12241	23253	40.38%	60.50%	48.95%
33	Telangana	Directorate of Government Examination, Telangana State	12165	9564	21729	11647	9424	21071	95.74%	98.54%	96.97%
34	Tripura	Tripura Board of Secondary Education									
35	Uttar Pradesh	Madhyamik Shiksha Parishad Uttar Pradesh	151007	136497	287504	106761	109128	215889	70.70%	79.95%	75.09%
36		U.P. Dayalbag Education Institute									
37		UP Board of Secondary Sanskrit Education	416	169	585	416	168	584	100.00%	99.41%	99.83%
38		Aligarh Muslim University Board of Secondary & Sr.Secondary Education	18	8	26	16	8	24	88.89%	100.00%	92.31%
39	Uttarakhand	Uttarakhand Board of School Education	2767	2197	4964	733	864	1597	26.49%	39.33%	32.17%
40		Uttarakhand Sanskriti Shiksha Parishad	3	3	6	0	0	0	0.00%	0.00%	0.00%
41	West Bengal	West Bengal Board of Secondary Education**									
42		West Bengal Board of Madrasah Education	0	0	0	0	0	0			
Total			368212	293721	661933	245761	227818	473579	66.74%	77.56%	71.54%

** Figures pertain to 'ALIM' and 'High Madarsa' as both are equivalent to High School Examination.

The Institute is mainly meant for Women, Boys enrolment pertains to wards of the staff.

Black cell indicates that either system does not exist or information is not available.

RESULTS OF SECONDARY EXAMINATION- 2022														
Table 19 - Examination Results -Others -Scheduled Caste														
Sl. No	State	Name of the Board	Number of Students											
			Registered (Regular +Private)			Appeared (Regular +Private)			Passed					
									Annual (including supplementary)			Pass Percentage		
			Boys	Girls	Total	Boys	Girls	Total	Boys	Girls	Total	Boys	Girls	Total
1	Central	Central Board of Secondary Education, New Delhi	21860	15597	37457	21736	15527	37263	20724	14997	35721	95.34%	96.59%	95.86%
2		Council for the Indian School Certificate Examinations,New Delhi												
3	Andhra Pradesh	Andhra Pradesh, Board of Secondary Education												
4	Assam	Assam Board of Secondary Education												
5		State Madrassa Education Board, Assam												
6	Bihar	Bihar School Examinaion Board, Patna												
7		Bihar State Madrasa Education Board, Vidyapati Marg, Patna												
8		Bihar Sanskrit Shiksha Board Patna												
9	Chhattisgarh	Chhattisgarh Board of Secondary Education												
10		Chhattisgarh Madarsa Board, Raipur												
11		Chhatisgarh Sanskriti Vidya Mandalam, Raipur												
12	Goa	Goa Board of Secondary & Higher Secondary Education												
13	Gujarat	Gujarat Secondary & Higher Secondary Education Board	51	46	97	50	45	95	37	42	79	74.00%	93.33%	83.16%
14	Haryana	Board of School Education Haryana												
15	Himachal Pradesh	Himachal Pradesh Board of School Education												
16	Jammu and Kashmir	Jammu and Kashmir State Board of School Education												
17	Jharkhand	Jharkhand Academic Council, Ranchi												
18	Karnataka	Karnataka, Secondary Education Examination Board												
19	Kerala	Kerala Board of Public Examination												
20	Madhya Pradesh	Board of Secondary Education Madhya Pradesh												
21		Maharshi Patanjali Sanskrit Sansthan,Bhopal(Madhya Pradesh)												

RESULTS OF SECONDARY EXAMINATION- 2022																						
Table 19 - Examination Results -Others -Scheduled Caste																						
Sl. No	State	Name of the Board	Number of Students																			
			Registered (Regular +Private)			Appeared (Regular +Private)			Passed													
									Annual (including supplementary)			Pass Percentage										
			Boys	Girls	Total	Boys	Girls	Total	Boys	Girls	Total	Boys	Girls	Total								
22	Maharashtra	Maharashtra State Board of Secondary & Higher Secondary Education																				
23	Manipur	Board of Secondary Education, Manipur																				
24	Meghalaya	Meghalaya Board of School Education																				
25	Mizoram	Mizoram Board of School Education	0	2	2	0	2	2	0	1	1									50.00%	50.00%	
26	Nagaland	Nagaland Board of School Education																				
27	New Delhi	Rashtriya Sanskrit Sansthan New delhi																				
28	Odisha	Board of Secondary Education, Odisha																				
29	Punjab	Punjab School Education Board	647	397	1044	567	352	919	396	294	690	69.84%	83.52%	75.08%								
30	Rajasthan	Board of Secondary Education, Rajasthan	207	145	352	156	117	273	24	22	46	15.38%	18.80%	16.85%								
31		Banasthali Vidyapith , Rajasthan#																				
32	Tamil Nadu	State Board of School Educaiton Tamil Nadu																				
33	Telangana	Directorate of Government Examination, Telangana State	9324	17853	27177	9289	17727	27016	9238	17583	26821	99.45%	99.19%	99.28%								
34	Tripura	Tripura Board of Secondary Education																				
35	Uttar Pradesh	Madhyamik Shiksha Parishad Uttar Pradesh	2117	1057	3174	1638	889	2527	1042	597	1639	63.61%	67.15%	64.86%								
36		U.P. Dayalbag Education Institute																				
37		UP Board of Secondary Sanskrit Education																				
38		Aligarh Muslim University Board of Secondary & Sr.Secondary Education																				
39	Uttarakhand	Uttarakhand Board of School Education																				
40		Uttarakhand Sanskriti Shiksha Parishad																				
41	West Bengal	West Bengal Board of Secondary Education**																				
42		West Bengal Board of Madrasah Education																				
Total			34206	35097	69303	33436	34659	68095	31461	33536	64997	94.09%	96.76%	95.45%								

** Figures pertains to 'ALIM' and 'High Madarsa' as both are equivalent to High School Examination.

The Institute is mainly meant for Women, Boys enrolment pertains to wards of the staff.

Black cell indicates that either system does not exist or information is not available.

RESULTS OF SECONDARY EXAMINATION- 2022											
Table 20- Examination Results - Others -Scheduled Caste											
Sl. No	State	Name of the Board	Total Number of Students Passed			Out of the Total, Number of Students passed with marks			Percentage of Students passed with marks		
						60% & above			60% & above		
			Boys	Girls	Total	Boys	Girls	Total	Boys	Girls	Total
1	Central	Central Board of Secondary Education, New Delhi	20724	14997	35721	13872	11012	24884	66.94%	73.43%	69.66%
2		Council for the Indian School Certificate Examinations, New Delhi									
3	Andhra Pradesh	Andhra Pradesh, Board of Secondary Education									
4	Assam	Assam Board of Secondary Education									
5		State Madrasa Education Board, Assam									
6	Bihar	Bihar School Examination Board, Patna									
7		Bihar State Madrasa Education Board, Vidyapati Marg, Patna									
8		Bihar Sanskrit Shiksha Board Patna									
9	Chhattisgarh	Chhattisgarh Board of Secondary Education									
10		Chhattisgarh Madarsa Board, Raipur									
11		Chhattisgarh Sanskriti Vidya Mandalam, Raipur									
12	Goa	Goa Board of Secondary & Higher Secondary Education									
13	Gujarat	Gujarat Secondary & Higher Secondary Education Board	37	42	79	16	31	47	43.24%	73.81%	59.49%
14	Haryana	Board of School Education Haryana									
15	Himachal Pradesh	Himachal Pradesh Board of School Education									
16	Jammu and Kashmir	Jammu and Kashmir State Board of School Education									
17	Jharkhand	Jharkhand Academic Council, Ranchi									
18	Karnataka	Karnataka, Secondary Education Examination Board									
19	Kerala	Kerala Board of Public Examination									
20	Madhya Pradesh	Board of Secondary Education Madhya Pradesh									
21		Maharshi Patanjali Sanskrit Sansthan, Bhopal (Madhya Pradesh)									

RESULTS OF SECONDARY EXAMINATION- 2022											
Sl. No	State	Name of the Board	Table 20- Examination Results - Others -Scheduled Caste								
			Total Number of Students Passed			Out of the Total, Number of Students passed with marks			Percentage of Students passed with marks		
						60% & above			60% & above		
			Boys	Girls	Total	Boys	Girls	Total	Boys	Girls	Total
22	Maharashtra	Maharashtra State Board of Secondary & Higher Secondary Education									
23	Manipur	Board of Secondary Education, Manipur									
24	Meghalaya	Meghalaya Board of School Education									
25	Mizoram	Mizoram Board of School Education	0	1	1	0	0	0	0.00%	0.00%	
26	Nagaland	Nagaland Board of School Education									
27	New Delhi	Rashtriya Sanskrit Sansthan New delhi									
28	Odisha	Board of Secondary Education, Odisha									
29	Punjab	Punjab School Education Board	396	294	690	95	151	246	23.99%	51.36%	35.65%
30	Rajasthan	Board of Secondary Education, Rajasthan	24	22	46	1	3	4	4.17%	13.64%	8.70%
31		Banasthali Vidyapith , Rajasthan#									
32	Tamil Nadu	State Board of School Educaiton Tamil Nadu									
33	Telangana	Directorate of Government Examination, Telangana State	9238	17583	26821	9081	17335	26416	98.30%	98.59%	98.49%
34	Tripura	Tripura Board of Secondary Education									
35	Uttar Pradesh	Madhyamik Shiksha Parishad Uttar Pradesh	1042	597	1639	285	166	451	27.35%	27.81%	27.52%
36		U.P. Dayalbag Education Institute									
37		UP Board of Secondary Sanskrit Education									
38		Aligarh Muslim University Board of Secondary & Sr.Secondary Education									
39	Uttarakhand	Uttarakhand Board of School Education									
40		Uttarakhand Sanskriti Shiksha Parishad									
41	West Bengal	West Bengal Board of Secondary Education**									
42		West Bengal Board of Madrasah Education									
Total			31461	33536	64997	23350	28698	52048	74.22%	85.57%	80.08%

** Figures pertain to 'ALIM' and 'High Madarsa' as both are equivalent to High School Examination.

The Institute is mainly meant for Women, Boys enrolment pertains to wards of the staff.

Black cell indicates that either system does not exist or information is not available.

RESULTS OF SECONDARY EXAMINATION- 2022														
Sl. No	State	Name of the Board	Table 21- Examination Results - Over ALL Management wise - Scheduled Tribe											
			Number of Students											
			Registered (Regular +Private)			Appeared (Regular +Private)			Passed					
			Annual (including supplementary)			Pass Percentage								
			Boys	Girls	Total	Boys	Girls	Total	Boys	Girls	Total	Boys	Girls	Total
1	Central	Central Board of Secondary Education, New Delhi	44040	39731	83771	43329	39184	82513	37532	34184	71716	86.62%	87.24%	86.91%
2		Council for the Indian School Certificate Examinations, New Delhi	4215	3773	7988	4204	3771	7975	4203	3768	7971	99.98%	99.92%	99.95%
3	Andhra Pradesh	Andhra Pradesh, Board of Secondary Education	16882	16903	33785	16459	16630	33089	13972	14614	28586	84.89%	87.88%	86.39%
4	Assam	Assam Board of Secondary Education	36845	38297	75142	35453	37171	72624	23380	24289	47669	65.95%	65.34%	65.64%
5		State Madrasa Education Board, Assam												
6	Bihar	Bihar School Examination Board, Patna	21933	21846	43779	20269	20128	40397	15595	15061	30656	76.94%	74.83%	75.89%
7		Bihar State Madrasa Education Board, Vidyapati Marg, Patna												
8		Bihar Sanskrit Shiksha Board Patna												
9	Chhattisgarh	Chhattisgarh Board of Secondary Education	46890	56986	103876	44243	55497	99740	32200	45224	77424	72.78%	81.49%	77.63%
10		Chhattisgarh Madarsa Board, Raipur												
11		Chhattisgarh Sanskriti Vidya Mandalam, Raipur	107	91	198	97	81	178	97	81	178	100.00%	100.00%	100.00%
12	Goa	Goa Board of Secondary & Higher Secondary Education	1053	1060	2113	1053	1057	2110	1004	1028	2032	95.35%	97.26%	96.30%
13	Gujarat	Gujarat Secondary & Higher Secondary Education Board	61922	58700	120622	60280	57227	117507	32589	38819	71408	54.06%	67.83%	60.77%
14	Haryana	Board of School Education Haryana												
15	Himachal Pradesh	Himachal Pradesh Board of School Education	2801	2711	5512	2781	2693	5474	2322	2440	4762	83.50%	90.61%	86.99%
16	Jammu and Kashmir	Jammu and Kashmir State Board of School Education												
17	Jharkhand	Jharkhand Academic Council, Ranchi	18913	25133	44046	18345	24352	42697	17607	23508	41115	95.98%	96.53%	96.29%
18	Karnataka	Karnataka, Secondary Education Examination Board	40618	35757	76375	39357	34689	74046	29628	29902	59530	75.28%	86.20%	80.40%
19	Kerala	Kerala Board of Public Examination	4531	4282	8813	4453	4248	8701	4329	4169	8498	97.22%	98.14%	97.67%
20	Madhya Pradesh	Board of Secondary Education Madhya Pradesh	101800	95586	197386	94302	91300	185602	51828	55501	107329	54.96%	60.79%	57.83%
21		Maharshi Patanjali Sanskrit Sansthan, Bhopal (Madhya Pradesh)	137	137	274	134	136	270	82	88	170	61.19%	64.71%	62.96%

RESULTS OF SECONDARY EXAMINATION- 2022														
Sl. No	State	Name of the Board	Table 21- Examination Results - Over ALL Management wise - Scheduled Tribe											
			Number of Students											
			Registered (Regular +Private)			Appeared (Regular +Private)			Passed					
			Annual (including supplementary)			Pass Percentage								
Boys	Girls	Total	Boys	Girls	Total	Boys	Girls	Total	Boys	Girls	Total			
22	Maharashtra	Maharashtra State Board of Secondary & Higher Secondary Education												
23	Manipur	Board of Secondary Education, Manipur	7355	7338	14693	7234	7247	14481	4943	5009	9952	68.33%	69.12%	68.72%
24	Meghalaya	Meghalaya Board of School Education	23354	31360	54714	22687	30777	53464	11912	17857	29769	52.51%	58.02%	55.68%
25	Mizoram	Mizoram Board of School Education	8616	9519	18135	8156	9126	17282	5841	6341	12182	71.62%	69.48%	70.49%
26	Nagaland	Nagaland Board of School Education	12911	14365	27276	12225	13865	26090	7741	9024	16765	63.32%	65.08%	64.26%
27	New Delhi	Rashtriya Sanskrit Sansthan New delhi	10	8	18	9	6	15	9	6	15	100.00%	100.00%	100.00%
28	Odisha	Board of Secondary Education, Odisha	68727	71056	139783	58618	64568	123186	57026	63657	120683	97.28%	98.59%	97.97%
29	Punjab	Punjab School Education Board	53	41	94	50	39	89	47	39	86	94.00%	100.00%	96.63%
30	Rajasthan	Board of Secondary Education, Rajasthan	78210	68765	146975	73222	65889	139111	55803	51858	107661	76.21%	78.71%	77.39%
31		Banasthali Vidyapith , Rajasthan#	0	14	14	0	14	14	0	14	14		100.00%	100.00%
32	Tamil Nadu	State Board of School Educaiton Tamil Nadu	8268	7242	15510	6741	6184	12925	4239	4656	8895	62.88%	75.29%	68.82%
33	Telangana	Directorate of Government Examination, Telangana State	28121	26796	54917	27721	26302	54023	26731	25684	52415	96.43%	97.65%	97.02%
34	Tripura	Tripura Board of Secondary Education				6407	7059	13466	5541	6122	11663	86.48%	86.73%	86.61%
35	Uttar Pradesh	Madhyamik Shiksha Parishad Uttar Pradesh	11818	9256	21074	9771	8437	18208	8211	7409	15620	84.03%	87.82%	85.79%
36		U.P. Dayalbag Education Institute	14	6	20	14	6	20	14	6	20	100.00%	100.00%	100.00%
37		UP Board of Secondary Sanskrit Education	113	49	162	77	34	111	67	25	92	87.01%	73.53%	82.88%
38		Aligarh Muslim University Board of Secondary & Sr.Secondary Education												
39	Uttarakhand	Uttarakhand Board of School Education	2094	1966	4060	2048	1948	3996	1390	1600	2990	67.87%	82.14%	74.82%
40		Uttarakhand Sanskriti Shiksha Parishad	6	0	6	6	0	6	4	0	4	66.67%		66.67%
41	West Bengal	West Bengal Board of Secondary Education**												
42		West Bengal Board of Madrasah Education	142	180	322	125	168	293	91	132	223	72.80%	78.57%	76.11%
Total			652499	648954	1301453	619870	629833	1249703	455978	492115	948093	73.56%	78.13%	75.87%

** Figures pertain to 'ALIM' and 'High Madarsa' as both are equivalent to High School Examination.

The Institute is mainly meant for Women, Boys enrolment pertains to wards of the staff.

Black cell indicates that either system does not exist or information is not available.

RESULTS OF SECONDARY EXAMINATION - 2022											
Table 22- Examination Results - Over ALL Management wise - Scheduled Tribe											
Sl. No	State	Name of the Board	Total Number of Students Passed			Out of the Total, Number of Students passed with marks			Percentage of Students passed with marks		
			60% & above			60% & above					
			Boys	Girls	Total	Boys	Girls	Total	Boys	Girls	Total
1	Central	Central Board of Secondary Education, New Delhi	37532	34184	71716	20420	20093	40513	54.41%	58.78%	56.49%
2		Council for the Indian School Certificate Examinations, New Delhi	4203	3768	7971	3519	3367	6886	83.73%	89.36%	86.39%
3	Andhra Pradesh	Andhra Pradesh, Board of Secondary Education	13972	14614	28586	6474	7737	14211	46.34%	52.94%	49.71%
4	Assam	Assam Board of Secondary Education	23380	24289	47669	4759	5318	10077	20.36%	21.89%	21.14%
5		State Madrasa Education Board, Assam									
6	Bihar	Bihar School Examination Board, Patna	15595	15061	30656	4816	3913	8729	30.88%	25.98%	28.47%
7		Bihar State Madrasa Education Board, Vidyapati Marg, Patna									
8		Bihar Sanskrit Shiksha Board Patna									
9	Chhattisgarh	Chhattisgarh Board of Secondary Education	32200	45224	77424	12382	21528	33910	38.45%	47.60%	43.80%
10		Chhattisgarh Madarsa Board, Raipur									
11		Chhattisgarh Sanskriti Vidya Mandalam, Raipur	97	81	178	76	52	128	78.35%	64.20%	71.91%
12	Goa	Goa Board of Secondary & Higher Secondary Education	1004	1028	2032	599	772	1371	59.66%	75.10%	67.47%
13	Gujarat	Gujarat Secondary & Higher Secondary Education Board	32589	38819	71408	11989	18289	30278	36.79%	47.11%	42.40%
14	Haryana	Board of School Education Haryana									
15	Himachal Pradesh	Himachal Pradesh Board of School Education	2322	2440	4762	1682	2008	3690	72.44%	82.30%	77.49%
16	Jammu and Kashmir	Jammu and Kashmir State Board of School Education									
17	Jharkhand	Jharkhand Academic Council, Ranchi	17607	23508	41115	10333	14149	24482	58.69%	60.19%	59.55%
18	Karnataka	Karnataka, Secondary Education Examination Board	29628	29902	59530	21895	25161	47056	73.90%	84.14%	79.05%
19	Kerala	Kerala Board of Public Examination	4329	4169	8498	1899	2455	4354	43.87%	58.89%	51.24%
20	Madhya Pradesh	Board of Secondary Education Madhya Pradesh	51828	55501	107329	19093	24969	44062	36.84%	44.99%	41.05%
21		Maharshi Patanjali Sanskrit Sansthan, Bhopal (Madhya Pradesh)	82	88	170	49	32	81	59.76%	36.36%	47.65%

RESULTS OF SECONDARY EXAMINATION - 2022											
Table 22- Examination Results - Over ALL Management wise - Scheduled Tribe											
Sl. No	State	Name of the Board	Total Number of Students Passed			Out of the Total, Number of Students passed with marks			Percentage of Students passed with marks		
						60% & above			60% & above		
			Boys	Girls	Total	Boys	Girls	Total	Boys	Girls	Total
22	Maharashtra	Maharashtra State Board of Secondary & Higher Secondary Education									
23	Manipur	Board of Secondary Education, Manipur	4943	5009	9952	2465	2916	5381	49.87%	58.22%	54.07%
24	Meghalaya	Meghalaya Board of School Education	11912	17857	29769	1554	2436	3990	13.05%	13.64%	13.40%
25	Mizoram	Mizoram Board of School Education	5841	6341	12182	2299	2768	5067	39.36%	43.65%	41.59%
26	Nagaland	Nagaland Board of School Education	7741	9024	16765	2926	4262	7188	37.80%	47.23%	42.88%
27	New Delhi	Rashtriya Sanskrit Sansthan New delhi	9	6	15	3	3	6	33.33%	50.00%	40.00%
28	Odisha	Board of Secondary Education, Odisha	57026	63657	120683	28217	36506	64723	49.48%	57.35%	53.63%
29	Punjab	Punjab School Education Board	47	39	86	42	36	78	89.36%	92.31%	90.70%
30	Rajasthan	Board of Secondary Education, Rajasthan	55803	51858	107661	13898	14359	28257	24.91%	27.69%	26.25%
31		Banasthali Vidyapith , Rajasthan#	0	14	14	0	14	14		100.00%	100.00%
32	Tamil Nadu	State Board of School Educaiton Tamil Nadu	4239	4656	8895	930	1425	2355	21.94%	30.61%	26.48%
33	Telangana	Directorate of Government Examination, Telangana State	26731	25684	52415	24684	24655	49339	92.34%	95.99%	94.13%
34	Tripura	Tripura Board of Secondary Education	5541	6122	11663	1280	1486	2766	23.10%	24.27%	23.72%
35	Uttar Pradesh	Madhyamik Shiksha Parishad Uttar Pradesh	8211	7409	15620	5616	5454	11070	68.40%	73.61%	70.87%
36		U.P. Dayalbag Education Institute	14	6	20	4	1	5	28.57%	16.67%	25.00%
37		UP Board of Secondary Sanskrit Education	67	25	92	67	25	92	100.00%	100.00%	100.00%
38		Aligarh Muslim University Board of Secondary & Sr.Secondary Education									
39	Uttarakhand	Uttarakhand Board of School Education	1390	1600	2990	336	499	835	24.17%	31.19%	27.93%
40		Uttarakhand Sanskriti Shiksha Parishad	4	0	4	1	0	1	25.00%		25.00%
41	West Bengal	West Bengal Board of Secondary Education**									
42		West Bengal Board of Madrasah Education	91	132	223	2	1	3	2.20%	0.76%	1.35%
Total			455978	492115	948093	204309	246689	450998	44.81%	50.13%	47.57%

** Figures pertain to 'ALIM' and 'High Madarsa' as both are equivalent to High School Examination.

The Institute is mainly meant for Women, Boys enrolment pertains to wards of the staff.

Black cell indicates that either system does not exist or information is not available.

RESULTS OF SECONDARY EXAMINATION- 2022														
Table 23 - Examination Results -Government School -Scheduled Tribe														
Sl. No	State	Name of the Board	Number of Students											
			Registered (Regular +Private)			Appeared (Regular +Private)			Passed			Pass Percentage		
									Annual (including supplementary)					
			Boys	Girls	Total	Boys	Girls	Total	Boys	Girls	Total	Boys	Girls	Total
1	Central	Central Board of Secondary Education, New Delhi	12515	15765	28280	12229	15440	27669	8395	11416	19811	68.65%	73.94%	71.60%
2		Council for the Indian School Certificate Examinations,New Delhi	70	205	275	70	205	275	70	205	275	100.00%	100.00%	100.00%
3	Andhra Pradesh	Andhra Pradesh, Board of Secondary Education	13728	14601	28329	13348	14357	27705	11059	12459	23518	82.85%	86.78%	84.89%
4	Assam	Assam Board of Secondary Education	18115	20047	38162	17606	19538	37144	10749	12082	22831	61.05%	61.84%	61.47%
5		State Madrassa Education Board, Assam												
6	Bihar	Bihar School Examinaion Board, Patna	19688	20439	40127	18201	18804	37005	13918	14066	27984	76.47%	74.80%	75.62%
7		Bihar State Madrasa Education Board, Vidyapati Marg, Patna												
8		Bihar Sanskrit Shiksha Board Patna												
9	Chhattisgarh	Chhattisgarh Board of Secondary Education	41552	51536	93088	39039	50104	89143	27782	40373	68155	71.16%	80.58%	76.46%
10		Chhattisgarh Madarsa Board, Raipur												
11		Chhatisgarh Sanskriti Vidya Mandalam, Raipur												
12	Goa	Goa Board of Secondary & Higher Secondary Education	190	194	384	190	192	382	181	186	367	95.26%	96.88%	96.07%
13	Gujarat	Gujarat Secondary & Higher Secondary Education Board	7330	9065	16395	7081	8803	15884	4440	6707	11147	62.70%	76.19%	70.18%
14	Haryana	Board of School Education Haryana												
15	Himachal Pradesh	Himachal Pradesh Board of School Education	2125	2189	4314	2111	2173	4284	1696	1928	3624	80.34%	88.73%	84.59%
16	Jammu and Kashmir	Jammu and Kashmir State Board of School Education												
17	Jharkhand	Jharkhand Academic Council, Ranchi												
18	Karnataka	Karnataka, Secondary Education Examination Board	22887	21869	44756	21964	21047	43011	15752	17921	33673	71.72%	85.15%	78.29%
19	Kerala	Kerala Board of Public Examination	3135	2913	6048	3088	2895	5983	2996	2842	5838	97.02%	98.17%	97.58%
20	Madhya Pradesh	Board of Secondary Education Madhya Pradesh	91910	89464	181374	84996	85408	170404	46111	51583	97694	54.25%	60.40%	57.33%
21		Maharshi Patanjali Sanskrit Sansthan,Bhopal(Madhya Pradesh)	6	14	20	4	14	18	0	11	11	0.00%	78.57%	61.11%

RESULTS OF SECONDARY EXAMINATION - 2022														
Table 23 - Examination Results - Government School - Scheduled Tribe														
Sl. No	State	Name of the Board	Number of Students											
			Registered (Regular +Private)			Appeared (Regular +Private)			Passed			Pass Percentage		
									Annual (including supplementary)					
			Boys	Girls	Total	Boys	Girls	Total	Boys	Girls	Total	Boys	Girls	Total
22	Maharashtra	Maharashtra State Board of Secondary & Higher Secondary Education												
23	Manipur	Board of Secondary Education, Manipur	1708	1711	3419	1646	1655	3301	1002	938	1940	60.87%	56.68%	58.77%
24	Meghalaya	Meghalaya Board of School Education	2092	2523	4615	1991	2445	4436	731	904	1635	36.72%	36.97%	36.86%
25	Mizoram	Mizoram Board of School Education	2747	3047	5794	2566	2893	5459	1536	1642	3178	59.86%	56.76%	58.22%
26	Nagaland	Nagaland Board of School Education	3994	5408	9402	3691	5124	8815	1235	1806	3041	33.46%	35.25%	34.50%
27	New Delhi	Rashtriya Sanskrit Sansthan New delhi												
28	Odisha	Board of Secondary Education, Odisha												
29	Punjab	Punjab School Education Board	12	11	23	12	10	22	12	10	22	100.00%	100.00%	100.00%
30	Rajasthan	Board of Secondary Education, Rajasthan	60028	59484	119512	55500	56760	112260	40607	43629	84236	73.17%	76.87%	75.04%
31		Banasthali Vidyapith , Rajasthan#												
32	Tamil Nadu	State Board of School Educaiton Tamil Nadu	5123	4859	9982	3785	3934	7719	2715	3275	5990	71.73%	83.25%	77.60%
33	Telangana	Directorate of Government Examination, Telangana State	11420	7676	19096	11196	7492	18688	10595	7206	17801	94.63%	96.18%	95.25%
34	Tripura	Tripura Board of Secondary Education												
35	Uttar Pradesh	Madhyamik Shiksha Parishad Uttar Pradesh	682	815	1497	599	764	1363	506	679	1185	84.47%	88.87%	86.94%
36		U.P. Dayalbag Education Institute												
37		UP Board of Secondary Sanskrit Education												
38		Aligarh Muslim University Board of Secondary & Sr.Secondary Education												
39	Uttarakhand	Uttarakhand Board of School Education	956	1188	2144	931	1176	2107	585	922	1507	62.84%	78.40%	71.52%
40		Uttarakhand Sanskriti Shiksha Parishad												
41	West Bengal	West Bengal Board of Secondary Education**												
42		West Bengal Board of Madrasah Education												
Total			322013	335023	657036	301844	321233	623077	202673	232790	435463	67.14%	72.47%	69.89%

** Figures pertain to 'ALIM' and 'High Madarsa' as both are equivalent to High School Examination.

The Institute is mainly meant for Women, Boys enrolment pertains to wards of the staff.

Black cell indicates that either system does not exist or information is not available.

RESULTS OF SECONDARY EXAMINATION- 2022											
Sl. No	State	Name of the Board	Table 24- Examination Results - Government School - Scheduled Tribe								
			Total Number of Students Passed			Out of the Total, Number of Students passed with marks			Percentage of Students passed with marks		
			60% & above			60% & above			60% & above		
			Boys	Girls	Total	Boys	Girls	Total	Boys	Girls	Total
1	Central	Central Board of Secondary Education, New Delhi	8395	11416	19811	2646	3956	6602	31.52%	34.65%	33.32%
2		Council for the Indian School Certificate Examinations, New Delhi	70	205	275	55	188	243	78.57%	91.71%	88.36%
3	Andhra Pradesh	Andhra Pradesh, Board of Secondary Education	11059	12459	23518	4414	6015	10429	39.91%	48.28%	44.34%
4	Assam	Assam Board of Secondary Education	10749	12082	22831	1608	1989	3597	14.96%	16.46%	15.75%
5		State Madrasa Education Board, Assam									
6	Bihar	Bihar School Examination Board, Patna	13918	14066	27984	4138	3608	7746	29.73%	25.65%	27.68%
7		Bihar State Madrasa Education Board, Vidyapati Marg, Patna									
8		Bihar Sanskrit Shiksha Board Patna									
9	Chhattisgarh	Chhattisgarh Board of Secondary Education	27782	40373	68155	9905	18096	28001	35.65%	44.82%	41.08%
10		Chhattisgarh Madarsa Board, Raipur									
11		Chhattisgarh Sanskriti Vidya Mandalam, Raipur									
12	Goa	Goa Board of Secondary & Higher Secondary Education	181	186	367	96	142	238	53.04%	76.34%	64.85%
13	Gujarat	Gujarat Secondary & Higher Secondary Education Board	4440	6707	11147	1868	3569	5437	42.07%	53.21%	48.78%
14	Haryana	Board of School Education Haryana									
15	Himachal Pradesh	Himachal Pradesh Board of School Education	1696	1928	3624	1114	1503	2617	65.68%	77.96%	72.21%
16	Jammu and Kashmir	Jammu and Kashmir State Board of School Education									
17	Jharkhand	Jharkhand Academic Council, Ranchi									
18	Karnataka	Karnataka, Secondary Education Examination Board	15752	17921	33673	11188	14880	26068	71.03%	83.03%	77.42%
19	Kerala	Kerala Board of Public Examination	2996	2842	5838	1250	1616	2866	41.72%	56.86%	49.09%
20	Madhya Pradesh	Board of Secondary Education Madhya Pradesh	46111	51583	97694	15966	22448	38414	34.63%	43.52%	39.32%
21		Maharshi Patanjali Sanskrit Sansthan, Bhopal (Madhya Pradesh)	0	11	11	0	3	3		27.27%	27.27%

RESULTS OF SECONDARY EXAMINATION- 2022											
Sl. No	State	Name of the Board	Table 24- Examination Results - Government School - Scheduled Tribe								
			Total Number of Students Passed			Out of the Total, Number of Students passed with marks			Percentage of Students passed with marks		
			60% & above			60% & above			60% & above		
			Boys	Girls	Total	Boys	Girls	Total	Boys	Girls	Total
22	Maharashtra	Maharashtra State Board of Secondary & Higher Secondary Education									
23	Manipur	Board of Secondary Education, Manipur	1002	938	1940	480	476	956	47.90%	50.75%	49.28%
24	Meghalaya	Meghalaya Board of School Education	731	904	1635	42	41	83	5.75%	4.54%	5.08%
25	Mizoram	Mizoram Board of School Education	1536	1642	3178	320	412	732	20.83%	25.09%	23.03%
26	Nagaland	Nagaland Board of School Education	1235	1806	3041	168	317	485	13.60%	17.55%	15.95%
27	New Delhi	Rashtriya Sanskrit Sansthan New delhi									
28	Odisha	Board of Secondary Education, Odisha									
29	Punjab	Punjab School Education Board	12	10	22	10	9	19	83.33%	90.00%	86.36%
30	Rajasthan	Board of Secondary Education, Rajasthan	40607	43629	84236	7080	9683	16763	17.44%	22.19%	19.90%
31		Banasthali Vidyapith , Rajasthan#									
32	Tamil Nadu	State Board of School Educaiton Tamil Nadu	2715	3275	5990	470	792	1262	17.31%	24.18%	21.07%
33	Telangana	Directorate of Government Examination, Telangana State	10595	7206	17801	9126	6645	15771	86.13%	92.21%	88.60%
34	Tripura	Tripura Board of Secondary Education									
35	Uttar Pradesh	Madhyamik Shiksha Parishad Uttar Pradesh	506	679	1185	320	470	790	63.24%	69.22%	66.67%
36		U.P. Dayalbag Education Institute									
37		UP Board of Secondary Sanskrit Education									
38		Aligarh Muslim University Board of Secondary & Sr.Secondary Education									
39	Uttarakhand	Uttarakhand Board of School Education	585	922	1507	90	206	296	15.38%	22.34%	19.64%
40		Uttarakhand Sanskriti Shiksha Parishad									
41	West Bengal	West Bengal Board of Secondary Education**									
42		West Bengal Board of Madrasah Education									
Total			202673	232790	435463	72354	97064	169418	35.70%	41.70%	38.91%

** Figures pertain to 'ALIM' and 'High Madarsa' as both are equivalent to High School Examination.

The Institute is mainly meant for Women, Boys enrolment pertains to wards of the staff.

Black cell indicates that either system does not exist or information is not available.

RESULTS OF SECONDARY EXAMINATION- 2022														
Sl. No	State	Name of the Board	Table 25 - Examination Results -Government Aided School - Scheduled Tribe											
			Number of Students											
			Registered (Regular +Private)			Appeared (Regular +Private)			Passed					
									Annual (including supplementary)			Pass Percentage		
			Boys	Girls	Total	Boys	Girls	Total	Boys	Girls	Total	Boys	Girls	Total
1	Central	Central Board of Secondary Education, New Delhi	64	70	134	64	70	134	58	66	124	90.63%	94.29%	92.54%
2		Council for the Indian School Certificate Examinations,New Delhi	61	21	82	61	21	82	61	21	82	100.00%	100.00%	100.00%
3	Andhra Pradesh	Andhra Pradesh, Board of Secondary Education	291	307	598	277	293	570	203	217	420	73.29%	74.06%	73.68%
4	Assam	Assam Board of Secondary Education												
5		State Madrassa Education Board, Assam												
6	Bihar	Bihar School Examinaiton Board, Patna	2245	1407	3652	2068	1324	3392	1677	995	2672	81.09%	75.15%	78.77%
7		Bihar State Madrasa Education Board, Vidyapati Marg, Patna												
8		Bihar Sanskrit Shiksha Board Patna												
9	Chhattisgarh	Chhattisgarh Board of Secondary Education												
10		Chhattisgarh Madarsa Board, Raipur												
11		Chhatisgarh Sanskriti Vidya Mandalam, Raipur	46	45	91	36	35	71	36	35	71	100.00%	100.00%	100.00%
12	Goa	Goa Board of Secondary & Higher Secondary Education	860	864	1724	860	863	1723	820	840	1660	95.35%	97.33%	96.34%
13	Gujarat	Gujarat Secondary & Higher Secondary Education Board	47374	43559	90933	46073	42437	88510	23172	27443	50615	50.29%	64.67%	57.19%
14	Haryana	Board of School Education Haryana												
15	Himachal Pradesh	Himachal Pradesh Board of School Education												
16	Jammu and Kashmir	Jammu and Kashmir State Board of School Education												
17	Jharkhand	Jharkhand Academic Council, Ranchi												
18	Karnataka	Karnataka, Secondary Education Examination Board	10665	8988	19653	10327	8742	19069	7912	7513	15425	76.61%	85.94%	80.89%
19	Kerala	Kerala Board of Public Examination	1318	1312	2630	1288	1296	2584	1256	1270	2526	97.52%	97.99%	97.76%
20	Madhya Pradesh	Board of Secondary Education Madhya Pradesh												
21		Maharshi Patanjali Sanskrit Sansthan,Bhopal(Madhya Pradesh)												

RESULTS OF SECONDARY EXAMINATION- 2022														
Sl. No	State	Name of the Board	Table 25 - Examination Results -Government Aided School - Scheduled Tribe											
			Number of Students											
			Registered (Regular +Private)			Appeared (Regular +Private)			Passed					
									Annual (including supplementary)			Pass Percentage		
			Boys	Girls	Total	Boys	Girls	Total	Boys	Girls	Total	Boys	Girls	Total
22	Maharashtra	Maharashtra State Board of Secondary & Higher Secondary Education												
23	Manipur	Board of Secondary Education, Manipur	187	211	398	185	208	393	152	165	317	82.16%	79.33%	80.66%
24	Meghalaya	Meghalaya Board of School Education												
25	Mizoram	Mizoram Board of School Education	1800	2248	4048	1707	2160	3867	1253	1512	2765	73.40%	70.00%	71.50%
26	Nagaland	Nagaland Board of School Education												
27	New Delhi	Rashtriya Sanskrit Sansthan New delhi												
28	Odisha	Board of Secondary Education, Odisha												
29	Punjab	Punjab School Education Board	5	3	8	5	3	8	4	3	7	80.00%	100.00%	87.50%
30	Rajasthan	Board of Secondary Education, Rajasthan												
31		Banasthali Vidyapith , Rajasthan#												
32	Tamil Nadu	State Board of School Educaiton Tamil Nadu	924	881	1805	758	758	1516	569	658	1227	75.07%	86.81%	80.94%
33	Telangana	Directorate of Government Examination, Telangana State	233	269	502	229	261	490	220	248	468	96.07%	95.02%	95.51%
34	Tripura	Tripura Board of Secondary Education												
35	Uttar Pradesh	Madhyamik Shiksha Parishad Uttar Pradesh	2593	2018	4611	2456	1964	4420	2043	1669	3712	83.18%	84.98%	83.98%
36		U.P. Dayalbag Education Institute	14	6	20	14	6	20	14	6	20	100.00%	100.00%	100.00%
37		UP Board of Secondary Sanskrit Education	72	32	104	47	24	71	42	17	59	89.36%	70.83%	83.10%
38		Aligarh Muslim University Board of Secondary & Sr.Secondary Education												
39	Uttarakhand	Uttarakhand Board of School Education	313	268	581	305	266	571	195	228	423	63.93%	85.71%	74.08%
40		Uttarakhand Sanskriti Shiksha Parishad	6	0	6	6	0	6	4	0	4	66.67%		66.67%
41	West Bengal	West Bengal Board of Secondary Education**												
42		West Bengal Board of Madrasah Education	142	180	322	125	168	293	91	132	223	72.80%	78.57%	76.11%
Total			69213	62689	131902	66891	60899	127790	39782	43038	82820	59.47%	70.67%	64.81%

** Figures pertain to 'ALM' and 'High Madarsa' as both are equivalent to High School Examination.

The Institute is mainly meant for Women, Boys enrolment pertains to wards of the staff.

Black cell indicates that either system does not exist or information is not available.

RESULTS OF SECONDARY EXAMINATION- 2022											
Sl. No	State	Name of the Board	Table 26- Examination Results - Government Aided School								
			Total Number of Students Passed			Out of the Total, Number of Students passed with marks			Percentage of Students passed with marks		
						60% & above			60% & above		
			Boys	Girls	Total	Boys	Girls	Total	Boys	Girls	Total
1	Central	Central Board of Secondary Education, New Delhi	58	66	124	40	53	93	68.97%	80.30%	75.00%
2		Council for the Indian School Certificate Examinations, New Delhi	61	21	82	59	19	78	96.72%	90.48%	95.12%
3	Andhra Pradesh	Andhra Pradesh, Board of Secondary Education	203	217	420	60	85	145	29.56%	39.17%	34.52%
4	Assam	Assam Board of Secondary Education									
5		State Madrasa Education Board, Assam									
6	Bihar	Bihar School Examination Board, Patna	1677	995	2672	678	305	983	40.43%	30.65%	36.79%
7		Bihar State Madrasa Education Board, Vidyapati Marg, Patna									
8		Bihar Sanskrit Shiksha Board Patna									
9	Chhattisgarh	Chhattisgarh Board of Secondary Education									
10		Chhattisgarh Madrasa Board, Raipur									
11		Chhattisgarh Sanskriti Vidya Mandalam, Raipur	36	35	71	22	19	41	61.11%	54.29%	57.75%
12	Goa	Goa Board of Secondary & Higher Secondary Education	820	840	1660	502	628	1130	61.22%	74.76%	68.07%
13	Gujarat	Gujarat Secondary & Higher Secondary Education Board	23172	27443	50615	7176	11725	18901	30.97%	42.72%	37.34%
14	Haryana	Board of School Education Haryana									
15	Himachal Pradesh	Himachal Pradesh Board of School Education									
16	Jammu and Kashmir	Jammu and Kashmir State Board of School Education									
17	Jharkhand	Jharkhand Academic Council, Ranchi									
18	Karnataka	Karnataka, Secondary Education Examination Board	7912	7513	15425	5657	6206	11863	71.50%	82.60%	76.91%
19	Kerala	Kerala Board of Public Examination	1256	1270	2526	589	787	1376	46.89%	61.97%	54.47%
20	Madhya Pradesh	Board of Secondary Education Madhya Pradesh									
21		Maharshi Patanjali Sanskrit Sansthan, Bhopal (Madhya Pradesh)									

RESULTS OF SECONDARY EXAMINATION- 2022											
Sl. No	State	Name of the Board	Table 26- Examination Results - Government Aided School								
			Total Number of Students Passed			Out of the Total, Number of Students passed with marks			Percentage of Students passed with marks		
						60% & above			60% & above		
			Boys	Girls	Total	Boys	Girls	Total	Boys	Girls	Total
22	Maharashtra	Maharashtra State Board of Secondary & Higher Secondary Education									
23	Manipur	Board of Secondary Education, Manipur	152	165	317	77	119	196	50.66%	72.12%	61.83%
24	Meghalaya	Meghalaya Board of School Education									
25	Mizoram	Mizoram Board of School Education	1253	1512	2765	477	665	1142	38.07%	43.98%	41.30%
26	Nagaland	Nagaland Board of School Education									
27	New Delhi	Rashtriya Sanskrit Sansthan New delhi									
28	Odisha	Board of Secondary Education, Odisha									
29	Punjab	Punjab School Education Board	4	3	7	4	3	7	100.00%	100.00%	100.00%
30	Rajasthan	Board of Secondary Education, Rajasthan									
31		Banasthali Vidyapith , Rajasthan#									
32	Tamil Nadu	State Board of School Educaiton Tamil Nadu	569	658	1227	86	228	314	15.11%	34.65%	25.59%
33	Telangana	Directorate of Government Examination, Telangana State	220	248	468	204	234	438	92.73%	94.35%	0.935897436
34	Tripura	Tripura Board of Secondary Education									
35	Uttar Pradesh	Madhyamik Shiksha Parishad Uttar Pradesh	2043	1669	3712	1294	1130	2424	63.34%	67.71%	65.30%
36		U.P. Dayalbag Education Institute	14	6	20	4	1	5	28.57%	16.67%	25.00%
37		UP Board of Secondary Sanskrit Education	42	17	59	42	17	59	100.00%	100.00%	100.00%
38		Aligarh Muslim University Board of Secondary & Sr.Secondary Education									
39	Uttarakhand	Uttarakhand Board of School Education	195	228	423	30	74	104	15.38%	32.46%	24.59%
40		Uttarakhand Sanskriti Shiksha Parishad	4	0	4	1	0	1	25.00%		25.00%
41	West Bengal	West Bengal Board of Secondary Education**									
42		West Bengal Board of Madrasah Education	91	132	223	2	1	3	2.20%	0.76%	1.35%
Total			39782	43038	82820	17004	22299	39303	42.74%	51.81%	47.46%

** Figures pertains to 'ALIM' and 'High Madarsa' as both are equivalent to High School Examination.

The Institute is mainly meant for Women, Boys enrolment pertains to wards of the staff.

Black cell indicates that either system does not exist or information is not available.

RESULTS OF SECONDARY EXAMINATION- 2022														
Sl. No	State	Name of the Board	Table 27 - Examination Results -Private Un-Aided School -Scheduled Tribe											
			Number of Students											
			Registered (Regular +Private)			Appeared (Regular +Private)			Passed					
									Annual (including supplementary)			Pass Percentage		
			Boys	Girls	Total	Boys	Girls	Total	Boys	Girls	Total	Boys	Girls	Total
1	Central	Central Board of Secondary Education, New Delhi	22169	16390	38559	21866	16236	38102	20325	15470	35795	92.95%	95.28%	93.95%
2		Council for the Indian School Certificate Examinations,New Delhi	4084	3547	7631	4073	3545	7618	4072	3542	7614	99.98%	99.92%	99.95%
3	Andhra Pradesh	Andhra Pradesh, Board of Secondary Education	2863	1995	4858	2834	1980	4814	2710	1938	4648	95.62%	97.88%	96.55%
4	Assam	Assam Board of Secondary Education												
5		State Madrassa Education Board, Assam												
6	Bihar	Bihar School Examinaiton Board, Patna												
7		Bihar State Madrasa Education Board, Vidyapati Marg, Patna												
8		Bihar Sanskrit Shiksha Board Patna												
9	Chhattisgarh	Chhattisgarh Board of Secondary Education	5338	5450	10788	5204	5393	10597	4418	4851	9269	84.90%	89.95%	87.47%
10		Chhattisgarh Madarsa Board, Raipur												
11		Chhatisgarh Sanskriti Vidya Mandalam, Raipur	61	46	107	61	46	107	61	46	107	100.00%	100.00%	100.00%
12	Goa	Goa Board of Secondary & Higher Secondary Education	0	2	2	0	2	2	0	2	2		100.00%	100.00%
13	Gujarat	Gujarat Secondary & Higher Secondary Education Board	6392	5045	11437	6317	4970	11287	4325	3806	8131	68.47%	76.58%	72.04%
14	Haryana	Board of School Education Haryana												
15	Himachal Pradesh	Himachal Pradesh Board of School Education	676	522	1198	670	520	1190	626	512	1138	93.43%	98.46%	95.63%
16	Jammu and Kashmir	Jammu and Kashmir State Board of School Education												
17	Jharkhand	Jharkhand Academic Council, Ranchi												
18	Karnataka	Karnataka, Secondary Education Examination Board	7066	4900	11966	7066	4900	11966	5964	4468	10432	84.40%	91.18%	87.18%
19	Kerala	Kerala Board of Public Examination	78	57	135	77	57	134	77	57	134	100.00%	100.00%	100.00%
20	Madhya Pradesh	Board of Secondary Education Madhya Pradesh	9890	6122	16012	9306	5892	15198	5717	3918	9635	61.43%	66.50%	63.40%
21		Maharshi Patanjali Sanskrit Sansthan,Bhopal(Madhya Pradesh)	131	123	254	130	122	252	82	77	159	63.08%	63.11%	63.10%

RESULTS OF SECONDARY EXAMINATION- 2022														
Sl. No	State	Name of the Board	Table 27 - Examination Results -Private Un-Aided School -Scheduled Tribe											
			Number of Students											
			Registered (Regular +Private)			Appeared (Regular +Private)			Passed					
									Annual (including supplementary)			Pass Percentage		
			Boys	Girls	Total	Boys	Girls	Total	Boys	Girls	Total	Boys	Girls	Total
22	Maharashtra	Maharashtra State Board of Secondary & Higher Secondary Education												
23	Manipur	Board of Secondary Education, Manipur	5460	5416	10876	5403	5384	10787	3789	3906	7695	70.13%	72.55%	71.34%
24	Meghalaya	Meghalaya Board of School Education												
25	Mizoram	Mizoram Board of School Education	3777	3901	7678	3612	3772	7384	2871	3008	5879	79.49%	79.75%	79.62%
26	Nagaland	Nagaland Board of School Education	8917	8957	17874	8534	8741	17275	6506	7218	13724	76.24%	82.58%	79.44%
27	New Delhi	Rashtriya Sanskrit Sansthan New delhi												
28	Odisha	Board of Secondary Education, Odisha												
29	Punjab	Punjab School Education Board	31	24	55	31	23	54	30	23	53	96.77%	100.00%	98.15%
30	Rajasthan	Board of Secondary Education, Rajasthan	18142	9247	27389	17689	9102	26791	15187	8226	23413	85.86%	90.38%	87.39%
31		Banasthali Vidyapith , Rajasthan#	0	14	14	0	14	14	0	14	14		100.00%	100.00%
32	Tamil Nadu	State Board of School Educaiton Tamil Nadu	2221	1502	3723	2198	1492	3690	955	723	1678	43.45%	48.46%	45.47%
33	Telangana	Directorate of Government Examination, Telangana State	7081	3590	10671	7046	3551	10597	6954	3530	10484	98.69%	99.41%	98.93%
34	Tripura	Tripura Board of Secondary Education												
35	Uttar Pradesh	Madhyamik Shiksha Parishad Uttar Pradesh	8467	6394	14861	6656	5686	12342	5618	5047	10665	84.41%	88.76%	86.41%
36		U.P. Dayalbag Education Institute												
37		UP Board of Secondary Sanskrit Education	41	17	58	30	10	40	25	8	33	83.33%	80.00%	82.50%
38		Aligarh Muslim University Board of Secondary & Sr.Secondary Education												
39	Uttarakhand	Uttarakhand Board of School Education	825	510	1335	812	506	1318	610	450	1060	75.12%	88.93%	80.42%
40		Uttarakhand Sanskriti Shiksha Parishad												
41	West Bengal	West Bengal Board of Secondary Education**												
42		West Bengal Board of Madrasah Education												
Total			195029	153283	348312	187810	149361	337171	163844	135477	299321	87.24%	90.70%	88.77%

** Figures pertain to 'ALIM' and 'High Madarsa' as both are equivalent to High School Examination.

The Institute is mainly meant for Women, Boys enrolment pertains to wards of the staff.

Black cell indicates that either system does not exist or information is not available.

RESULTS OF SECONDARY EXAMINATION- 2022											
Sl. No	State	Name of the Board	Table 28- Examination Results - Private Un-Aided School -Scheduled Tribe								
			Total Number of Students Passed			Out of the Total, Number of Students passed with marks			Percentage of Students passed with marks		
			60% & above			60% & above			60% & above		
			Boys	Girls	Total	Boys	Girls	Total	Boys	Girls	Total
1	Central	Central Board of Secondary Education, New Delhi	20325	15470	35795	11644	10501	22145	57.29%	67.88%	61.87%
2		Council for the Indian School Certificate Examinations, New Delhi	4072	3542	7614	3405	3160	6565	83.62%	89.22%	86.22%
3	Andhra Pradesh	Andhra Pradesh, Board of Secondary Education	2710	1938	4648	2000	1637	3637	73.80%	84.47%	78.25%
4	Assam	Assam Board of Secondary Education									
5		State Madrasa Education Board, Assam									
6	Bihar	Bihar School Examination Board, Patna									
7		Bihar State Madrasa Education Board, Vidyapati Marg, Patna									
8		Bihar Sanskrit Shiksha Board Patna									
9	Chhattisgarh	Chhattisgarh Board of Secondary Education	4418	4851	9269	2477	3432	5909	56.07%	70.75%	63.75%
10		Chhattisgarh Madarsa Board, Raipur									
11		Chhattisgarh Sanskriti Vidya Mandalam, Raipur	61	46	107	54	33	87	88.52%	71.74%	81.31%
12	Goa	Goa Board of Secondary & Higher Secondary Education	0	2	2	0	2	2		100.00%	100.00%
13	Gujarat	Gujarat Secondary & Higher Secondary Education Board	4325	3806	8131	2514	2424	4938	58.13%	63.69%	60.73%
14	Haryana	Board of School Education Haryana									
15	Himachal Pradesh	Himachal Pradesh Board of School Education	626	512	1138	568	505	1073	90.73%	98.63%	94.29%
16	Jammu and Kashmir	Jammu and Kashmir State Board of School Education									
17	Jharkhand	Jharkhand Academic Council, Ranchi									
18	Karnataka	Karnataka, Secondary Education Examination Board	5964	4468	10432	5050	4075	9125	84.67%	91.20%	87.47%
19	Kerala	Kerala Board of Public Examination	77	57	134	60	52	112	77.92%	91.23%	83.58%
20	Madhya Pradesh	Board of Secondary Education Madhya Pradesh	5717	3918	9635	3127	2521	5648	54.70%	64.34%	58.62%
21		Maharshi Patanjali Sanskrit Sansthan, Bhopal (Madhya Pradesh)	82	77	159	49	29	78	59.76%	37.66%	49.06%

RESULTS OF SECONDARY EXAMINATION- 2022											
Sl. No	State	Name of the Board	Table 28- Examination Results - Private Un-Aided School -Scheduled Tribe								
			Total Number of Students Passed			Out of the Total, Number of Students passed with marks			Percentage of Students passed with marks		
			60% & above			60% & above			60% & above		
			Boys	Girls	Total	Boys	Girls	Total	Boys	Girls	Total
22	Maharashtra	Maharashtra State Board of Secondary & Higher Secondary Education									
23	Manipur	Board of Secondary Education, Manipur	3789	3906	7695	1908	2321	4229	50.36%	59.42%	54.96%
24	Meghalaya	Meghalaya Board of School Education									
25	Mizoram	Mizoram Board of School Education	2871	3008	5879	1464	1633	3097	50.99%	54.29%	52.68%
26	Nagaland	Nagaland Board of School Education	6506	7218	13724	2758	3945	6703	42.39%	54.66%	48.84%
27	New Delhi	Rashtriya Sanskrit Sansthan New delhi									
28	Odisha	Board of Secondary Education, Odisha									
29	Punjab	Punjab School Education Board	30	23	53	27	21	48	90.00%	91.30%	90.57%
30	Rajasthan	Board of Secondary Education, Rajasthan	15187	8226	23413	6818	4675	11493	44.89%	56.83%	49.09%
31		Banasthali Vidyapith , Rajasthan#	0	14	14	0	14	14		100.00%	100.00%
32	Tamil Nadu	State Board of School Educaiton Tamil Nadu	955	723	1678	374	405	779	39.16%	56.02%	46.42%
33	Telangana	Directorate of Government Examination, Telangana State	6954	3530	10484	6816	3492	10308	98.02%	98.92%	98.32%
34	Tripura	Tripura Board of Secondary Education									
35	Uttar Pradesh	Madhyamik Shiksha Parishad Uttar Pradesh	5618	5047	10665	3984	3852	7836	70.91%	76.32%	73.47%
36		U.P. Dayalbag Education Institute									
37		UP Board of Secondary Sanskrit Education	25	8	33	25	8	33	100.00%	100.00%	100.00%
38		Aligarh Muslim University Board of Secondary & Sr.Secondary Education									
39	Uttarakhand	Uttarakhand Board of School Education	610	450	1060	216	219	435	35.41%	48.67%	41.04%
40		Uttarakhand Sanskriti Shiksha Parishad									
41	West Bengal	West Bengal Board of Secondary Education**									
42		West Bengal Board of Madrasah Education									
Total			90931	70846	161777	55341	48959	104300	60.86%	69.11%	64.47%

** Figures pertains to 'ALIM' and 'High Madarsa' as both are equivalent to High School Examination.

The Institute is mainly meant for Women, Boys enrolment pertains to wards of the staff.

Black cell indicates that either system does not exist or information is not available.

RESULTS OF SECONDARY EXAMINATION- 2022														
Table 29 - Examination Results -Others - Scheduled Tribe														
Sl. No	State	Name of the Board	Number of Students											
			Registered (Regular +Private)			Appeared (Regular +Private)			Passed					
									Annual (including supplementary)			Pass Percentage		
			Boys	Girls	Total	Boys	Girls	Total	Boys	Girls	Total	Boys	Girls	Total
1	Central	Central Board of Secondary Education, New Delhi	9292	7506	16798	9170	7438	16608	8754	7232	15986	95.46%	97.23%	96.25%
2		Council for the Indian School Certificate Examinations, New Delhi												
3	Andhra Pradesh	Andhra Pradesh, Board of Secondary Education												
4	Assam	Assam Board of Secondary Education												
5		State Madrassa Education Board, Assam												
6	Bihar	Bihar School Examinaiton Board, Patna												
7		Bihar State Madrasa Education Board, Vidyapati Marg, Patna												
8		Bihar Sanskrit Shiksha Board Patna												
9	Chhattisgarh	Chhattisgarh Board of Secondary Education												
10		Chhattisgarh Madarsa Board, Raipur												
11		Chhattisgarh Sanskriti Vidya Mandalam, Raipur												
12	Goa	Goa Board of Secondary & Higher Secondary Education	3	0	3	3	0	3	3	0	3	100.00%		100.00%
13	Gujarat	Gujarat Secondary & Higher Secondary Education Board	826	1031	1857	809	1017	1826	652	863	1515	80.59%	84.86%	82.97%
14	Haryana	Board of School Education Haryana												
15	Himachal Pradesh	Himachal Pradesh Board of School Education												
16	Jammu and Kashmir	Jammu and Kashmir State Board of School Education												
17	Jharkhand	Jharkhand Academic Council, Ranchi												
18	Karnataka	Karnataka, Secondary Education Examination Board												
19	Kerala	Kerala Board of Public Examination												
20	Madhya Pradesh	Board of Secondary Education Madhya Pradesh												
21		Maharshi Patanjali Sanskrit Sansthan, Bhopal (Madhya Pradesh)												

RESULTS OF SECONDARY EXAMINATION- 2022														
Table 29 - Examination Results -Others - Scheduled Tribe														
Sl. No	State	Name of the Board	Number of Students											
			Registered (Regular +Private)			Appeared (Regular +Private)			Passed					
									Annual (including supplementary)			Pass Percentage		
			Boys	Girls	Total	Boys	Girls	Total	Boys	Girls	Total	Boys	Girls	Total
22	Maharashtra	Maharashtra State Board of Secondary & Higher Secondary Education												
23	Manipur	Board of Secondary Education, Manipur												
24	Meghalaya	Meghalaya Board of School Education												
25	Mizoram	Mizoram Board of School Education	292	323	615	271	301	572	181	179	360	66.79%	59.47%	62.94%
26	Nagaland	Nagaland Board of School Education												
27	New Delhi	Rashtriya Sanskrit Sansthan New delhi												
28	Odisha	Board of Secondary Education, Odisha												
29	Punjab	Punjab School Education Board	5	3	8	2	3	5	1	3	4	50.00%	100.00%	80.00%
30	Rajasthan	Board of Secondary Education, Rajasthan	40	34	74	33	27	60	9	3	12	27.27%	11.11%	20.00%
31		Banasthali Vidyapith , Rajasthan#												
32	Tamil Nadu	State Board of School Educaiton Tamil Nadu												
33	Telangana	Directorate of Government Examination, Telangana State	9387	15261	24648	9250	14998	24248	8962	14700	23662	96.89%	98.01%	97.58%
34	Tripura	Tripura Board of Secondary Education												
35		Madhyamik Shiksha Parishad Uttar Pradesh	76	29	105	60	23	83	44	14	58	73.33%	60.87%	69.88%
36		U.P. Dayalbag Education Institute												
37	Uttar Pradesh	UP Board of Secondary Sanskrit Education												
38		Aligarh Muslim University Board of Secondary & Sr.Secondary Education												
39	Uttarakhand	Uttarakhand Board of School Education												
40		Uttarakhand Sanskriti Shiksha Parishad												
41	West Bengal	West Bengal Board of Secondary Education**												
42		West Bengal Board of Madrasah Education												
Total			19921	24187	44108	19598	23807	43405	18606	22994	41600	94.94%	96.59%	95.84%

** Figures pertain to 'ALIM' and 'High Madarsa' as both are equivalent to High School Examination.

The Institute is mainly meant for Women, Boys enrolment pertains to wards of the staff.

Black cell indicates that either system does not exist or information is not available.

RESULTS OF SECONDARY EXAMINATION- 2022											
Sl. No	State	Name of the Board	Table 30- Examination Results - Others - Scheduled Tribe								
			Total Number of Students Passed			Out of the Total, Number of Students passed with marks			Percentage of Students passed with marks		
			60% & above			60% & above			60% & above		
			Boys	Girls	Total	Boys	Girls	Total	Boys	Girls	Total
1	Central	Central Board of Secondary Education, New Delhi	8754	7232	15986	6090	5583	11673	69.57%	77.20%	73.02%
2		Council for the Indian School Certificate Examinations, New Delhi									
3	Andhra Pradesh	Andhra Pradesh, Board of Secondary Education									
4	Assam	Assam Board of Secondary Education									
5		State Madrassa Education Board, Assam									
6	Bihar	Bihar School Examinaiton Board, Patna									
7		Bihar State Madrasa Education Board, Vidyapati Marg, Patna									
8		Bihar Sanskrit Shiksha Board Patna									
9	Chhattisgarh	Chhattisgarh Board of Secondary Education									
10		Chhattisgarh Madarsa Board, Raipur									
11		Chhatisgarh Sanskriti Vidya Mandalam, Raipur									
12	Goa	Goa Board of Secondary & Higher Secondary Education	3	0	3	1	0	1	33.33%		33.33%
13	Gujarat	Gujarat Secondary & Higher Secondary Education Board	652	863	1515	431	571	1002	66.10%	66.16%	66.14%
14	Haryana	Board of School Education Haryana									
15	Himachal Pradesh	Himachal Pradesh Board of School Education									
16	Jammu and Kashmir	Jammu and Kashmir State Board of School Education									
17	Jharkhand	Jharkhand Academic Council, Ranchi									
18	Karnataka	Karnataka, Secondary Education Examination Board									
19	Kerala	Kerala Board of Public Examination									
20	Madhya Pradesh	Board of Secondary Education Madhya Pradesh									
21		Maharshi Patanjali Sanskrit Sansthan, Bhopal (Madhya Pradesh)									

RESULTS OF SECONDARY EXAMINATION- 2022																				
Sl. No	State	Name of the Board	Table 30- Examination Results - Others - Scheduled Tribe																	
			Total Number of Students Passed			Out of the Total, Number of Students passed with marks			Percentage of Students passed with marks											
						60% & above			60% & above											
			Boys	Girls	Total	Boys	Girls	Total	Boys	Girls	Total									
22	Maharashtra	Maharashtra State Board of Secondary & Higher Secondary Education																		
23	Manipur	Board of Secondary Education, Manipur																		
24	Meghalaya	Meghalaya Board of School Education																		
25	Mizoram	Mizoram Board of School Education	181	179	360	38	58	96	20.99%	32.40%	26.67%									
26	Nagaland	Nagaland Board of School Education																		
27	New Delhi	Rashtriya Sanskrit Sansthan New delhi																		
28	Odisha	Board of Secondary Education, Odisha																		
29	Punjab	Punjab School Education Board	1	3	4	1	3	4	100.00%	100.00%	100.00%									
30	Rajasthan	Board of Secondary Education, Rajasthan	9	3	12	0	1	1	0.00%	33.33%	8.33%									
31		Banasthali Vidyapith , Rajasthan#																		
32	Tamil Nadu	State Board of School Educaiton Tamil Nadu																		
33	Telangana	Directorate of Government Examination, Telangana State	8962	14700	23662	8538	14284	22822	95.27%	97.17%	96.45%									
34	Tripura	Tripura Board of Secondary Education																		
35		Madhyamik Shiksha Parishad Uttar Pradesh	44	14	58	18	2	20	40.91%	14.29%	34.48%									
36		U.P. Dayalbag Education Institute																		
37	Uttar Pradesh	UP Board of Secondary Sanskrit Education																		
38		Aligarh Muslim University Board of Secondary & Sr.Secondary Education																		
39	Uttarakhand	Uttarakhand Board of School Education																		
40		Uttarakhand Sanskriti Shiksha Parishad																		
41	West Bengal	West Bengal Board of Secondary Education**																		
42		West Bengal Board of Madrasah Education																		
Total			18606	22994	41600	15117	20502	35619	81.25%	89.16%	85.62%									

** Figures pertain to 'ALIM' and 'High Madarsa' as both are equivalent to High School Examination.

The Institute is mainly meant for Women, Boys enrolment pertains to wards of the staff.

Black cell indicates that either system does not exist or information is not available.

Sl. No.	State	Name of the Board	All Categories											
			RESULTS OF SECONDARY EXAMINATION- 2022											
			Table 31 - Open School Board											
			Number of Students											
			Registered			Appeared			Passed					
						Annual			Pass Percentage					
Boys	Girls	Total	Boys	Girls	Total	Boys	Girls	Total	Boys	Girls	Total	Boys	Girls	Total
1	2	3	4	5	6	7	8	9	10	11	12	13	14	15
1	Central	National Institute of Open Schooling	76083	41885	117968	75341	41666	117007	39360	22282	61642	52.24%	53.48%	52.68%
2	Andhra Pradesh	Andhra Pradesh Open School Society	16141	19460	35601	14480	17560	32040	7132	9734	16866	49.25%	55.43%	52.64%
3	Chhattisgarh	Chhattisgarh State Open School	25253	16903	42156	21428	14968	36396	10852	8487	19339	50.64%	56.70%	53.13%
4	Madhya Pradesh	MP State Open School Education board, Bhopal	62057	48555	110612	62057	48555	110612	15853	14167	30020	25.55%	29.18%	27.14%
5	Punjab	Open School Board, Punjab	9731	3767	13498	9415	3687	13102	6228	2787	9015	66.15%	75.59%	68.81%
6	Rajasthan	Rajasthan State Open School	24887	48048	72935	22978	41033	64011	11617	20680	32297	50.56%	50.40%	50.46%
7	Telangana	Telangana Open School Society, Hyderabad				3317	2208	5525	1773	1358	3131	53.45%	61.50%	56.67%
8	West Bengal	West Bengal Council of Rabindra Open Schooling	29543	28387	57930	7875	7577	15452	6639	6747	13386	84.30%	89.05%	86.63%
Total			243695	207005	450700	216891	177254	394145	99454	86242	185696	45.85%	48.65%	47.11%

Black cell indicates that either system does not exist or information is not available.

Sl. No.	State	Name of the Board	All Categories								
			RESULTS OF SECONDARY EXAMINATION- 2022								
			Table 32 - Open School Board								
			Number of Students								
			Total Number of Students Passed			Out of the Total, Number of Students passed with marks			Percentage of Students passed with marks		
			60% & above			60% & above					
Boys	Girls	Total	Boys	Girls	Total	Boys	Girls	Total	Boys	Girls	Total
1	2	3	4	5	6	7	8	9	10	11	12
1	Central	National Institute of Open Schooling	39360	22282	61642	22526	13260	35786	57.23%	59.51%	58.05%
2	Andhra Pradesh	Andhra Pradesh Open School Society	7132	9734	16866	2488	4148	6636	34.89%	42.61%	39.35%
3	Chhattisgarh	Chhattisgarh State Open School	10852	8487	19339	2859	2188	5047	26.35%	25.78%	26.10%
4	Madhya Pradesh	MP State Open School Education board, Bhopal	15853	14167	30020	615	789	1404	3.88%	5.57%	4.68%
5	Punjab	Open School Board, Punjab	6228	2787	9015						
6	Rajasthan	Rajasthan State Open School	11617	20680	32297	11617	20680	32297	100.00%	100.00%	100.00%
7	Telangana	Telangana Open School Society, Hyderabad	1773	1358	3131						
8	West Bengal	West Bengal Council of Rabindra Open Schooling	6639	6747	13386	5415	5160	10575	81.56%	76.48%	79.00%
Total			99454	86242	185696	45520	46225	91745	45.77%	53.60%	49.41%

Black cell indicates that either system does not exist or information is not available.

Sl. No.	State	Name of the Board	Scheduled Caste											
			RESULTS OF SECONDARY EXAMINATION- 2022											
			Table 33 - Open School Board											
			Number of Students											
			Registered			Appeared			Passed					
						Annual			Out of the Total, Number of Students passed with 60					
Boys	Girls	Total	Boys	Girls	Total	Boys	Girls	Total	Boys	Girls	Total	Boys	Girls	Total
17	18	19	20	21	22	23	24	25	26	27	28			
1	Central	National Institute of Open Schooling	6782	3687	10469	6725	3674	10399	3179	1849	5028	47.27%	50.33%	48.35%
2	Andhra Pradesh	Andhra Pradesh Open School Society	3631	4458	8089	3289	4094	7383	1630	2323	3953	49.56%	56.74%	53.54%
3	Chhattisgarh	Chhattisgarh State Open School	3626	2569	6195	3154	2319	5473	1535	1320	2855	48.67%	56.92%	52.17%
4	Madhya Pradesh	MP State Open School Education board, Bhopal	14291	11327	25618	14291	11327	25618	3254	3038	6292	22.77%	26.82%	24.56%
5	Punjab	Open School Board, Punjab	3111	1200	4311	3001	1179	4180	2016	899	2915	67.18%	76.25%	69.74%
6	Rajasthan	Rajasthan State Open School	3687	3702	7389	3538	3599	7137	1858	1877	3735	52.52%	52.15%	52.33%
7	Telangana	Telangana Open School Society, Hyderabad				3317	2208	5525	1773	1358	3131	53.45%	61.50%	56.67%
8	West Bengal	West Bengal Council of Rabindra Open Schooling				574	342	916	499	311	810	86.93%	90.94%	88.43%
Total			35128	26943	62071	37889	28742	66631	15744	12975	28719	41.55%	45.14%	43.10%

Black cell indicates that either system does not exist or information is not available.

Sl. No.	State	Name of the Board	Scheduled Caste								
			RESULTS OF SECONDARY EXAMINATION- 2022								
			Table 34 - Open School Board								
			Number of Students								
			Total Number of Students Passed			Out of the Total, Number of Students passed with marks			Percentage of Students passed with marks		
			60% & above			60% & above					
			Boys	Girls	Total	Boys	Girls	Total	Boys	Girls	Total
1	2	3	4	5	6	7	8	9	10	11	12
1	Central	National Institute of Open Schooling	3179	1849	5028	1751	1039	2790	55.08%	56.19%	55.49%
2	Andhra Pradesh	Andhra Pradesh Open School Society	1630	2323	3953	596	948	1544	36.56%	40.81%	39.06%
3	Chhattisgarh	Chhattisgarh State Open School	1535	1320	2855	325	292	617	21.17%	22.12%	21.61%
4	Madhya Pradesh	MP State Open School Education board, Bhopal	3254	3038	6292	123	165	288	3.78%	5.43%	4.58%
5	Punjab	Open School Board, Punjab	2016	899	2915						
6	Rajasthan	Rajasthan State Open School	1858	1877	3735	1858	1877	3735	100.00%	100.00%	100.00%
7	Telangana	Telangana Open School Society, Hyderabad	1773	1358	3131						
8	West Bengal	West Bengal Council of Rabindra Open Schooling	499	311	810	365	236	601	73.15%	75.88%	74.20%
Total			15744	12975	28719	5018	4557	9575	31.87%	35.12%	33.34%

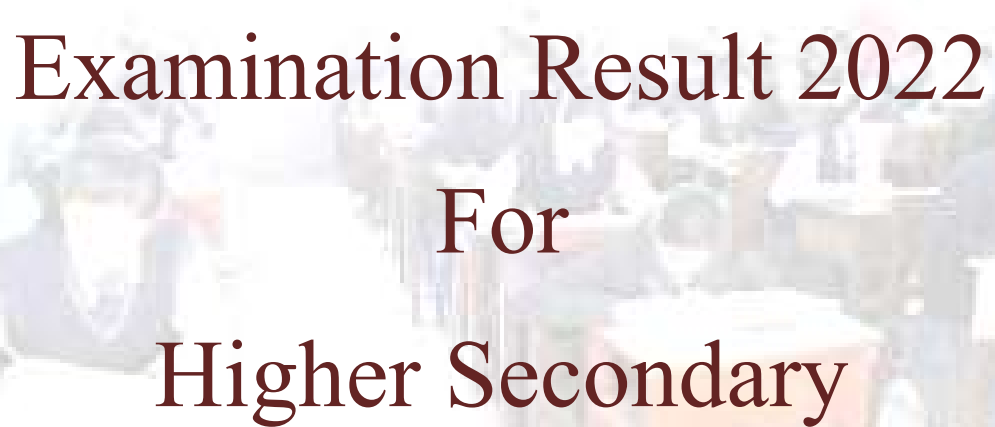
Black cell indicates that either system does not exist or information is not available.

Sl. No.	State	Name of the Board	Scheduled Tribe											
			RESULTS OF SECONDARY EXAMINATION- 2022											
			Table 35 - Open School Board											
			Number of Students											
			Registered			Appeared			Passed					
						Annual			Out of the Total, Number of Students passed with 60					
Boys	Girls	Total	Boys	Girls	Total	Boys	Girls	Total	Boys	Girls	Total	Boys	Girls	Total
29	30	31	32	33	34	35	36	37	38	39	40			
1	Central	National Institute of Open Schooling	4520	3949	8469	4500	3939	8439	2534	2404	4938	56.31%	61.03%	58.51%
2	Andhra Pradesh	Andhra Pradesh Open School Society	1420	1863	3283	1292	1626	2918	631	873	1504	48.84%	53.69%	51.54%
3	Chhattisgarh	Chhattisgarh State Open School	5996	4621	10617	4959	4012	8971	2708	2342	5050	54.61%	58.37%	56.29%
4	Madhya Pradesh	MP State Open School Education board, Bhopal	8082	7998	16080	8082	7998	16080	1617	1755	3372	20.01%	21.94%	20.97%
5	Punjab	Open School Board, Punjab	3	0	0	3	0	3	1	0	1	33.33%		33.33%
6	Rajasthan	Rajasthan State Open School	2601	2708	5309	2400	2529	4929	1111	1108	2219	46.29%	43.81%	45.02%
7	Telangana	Telangana Open School Society, Hyderabad				2226	1121	3347	1120	662	1782	50.31%	59.05%	53.24%
8	West Bengal	West Bengal Council of Rabindra Open Schooling				178	115	293	148	99	247	83.15%	86.09%	84.30%
Total			22622	21139	43758	23640	21340	44980	9870	9243	19113	41.75%	43.31%	42.49%

Black cell indicates that either system does not exist or information is not available.

Sl. No.	State	Name of the Board	Scheduled Tribe								
			RESULTS OF SECONDARY EXAMINATION- 2022								
			Table 36 - Open School Board								
			Number of Students								
			Total Number of Students Passed			Out of the Total, Number of Students passed with marks			Percentage of Students passed with marks		
			60% & above			60% & above					
Boys	Girls	Total	Boys	Girls	Total	Boys	Girls	Total			
4	5	6	7	8	9	10	11	12			
1	Central	National Institute of Open Schooling	2534	2404	4938	1284	1272	2556	50.67%	52.91%	51.76%
2	Andhra Pradesh	Andhra Pradesh Open School Society	631	873	1504	149	341	490	23.61%	39.06%	32.58%
3	Chhattisgarh	Chhattisgarh State Open School	2708	2342	5050	938	740	1678	34.64%	31.60%	33.23%
4	Madhya Pradesh	MP State Open School Education board, Bhopal	1617	1755	3372	43	60	103	2.66%	3.42%	3.05%
5	Punjab	Open School Board, Punjab	1	0	1						
6	Rajasthan	Rajasthan State Open School	1111	1108	2219	1111	1108	2219	100.00%	100.00%	100.00%
7	Telangana	Telangana Open School Society, Hyderabad	1120	662	1782						
8	West Bengal	West Bengal Council of Rabindra Open Schooling	148	99	247	108	76	184	72.97%	76.77%	74.49%
Total			9870	9243	19113	3633	3597	7230	36.81%	38.92%	37.83%

Black cell indicates that either system does not exist or information is not available.



Section B
Examination Result 2022
For
Higher Secondary

RESULTS OF HIGHER SECONDARY EXAMINATION- 2022														
Sl. No.	State	Name of the Board	Table 1- Examination Results - Over ALL Management wise - All Categories											
			Registered			Appeared			Number of Students					
			+Private)			+Private)			Passed			Pass Percentage		
			Boys	Girls	Total	Boys	Girls	Total	Annual (including supplementary)			Pass Percentage		
Boys	Girls	Total	Boys	Girls	Total	Boys	Girls	Total	Boys	Girls	Total			
1	Central	Central Board of Secondary Education, New Delhi	807711	636630	1444341	801514	633852	1435366	731395	599267	1330662	91.25%	94.54%	92.71%
2		Council for the Indian School Certificate Examinations, New Delhi	51224	45839	97063	51142	45798	96940	50761	45579	96340	99.26%	99.52%	99.38%
3	Andhra Pradesh	Andhra Pradesh, Board of Intermediate Education	246728	242848	489576	246728	242848	489576	157523	181212	338735	63.84%	74.62%	69.19%
4	Assam	Assam Higher Secondary Education Council	115679	119809	235488	101009	104616	205625	84723	90525	175248	83.88%	86.53%	85.23%
5	Bihar	Bihar School Examination Board, Patna	689460	649907	1339367	630048	605425	1235473	502853	507028	1009881	79.81%	83.75%	81.74%
6		Bihar State Madrasa Education Board, Patna	13063	25687	38750	12659	25331	37990	12460	25044	37504	98.43%	98.87%	98.72%
7	Chhattisgarh	Chhattisgarh Board of Secondary Education	132271	160340	292611	129099	158396	287495	106823	137645	244468	82.75%	86.90%	85.03%
8		Chhattisgarh Madarsa Board, Raipur	80	41	121	68	34	102	62	34	96	91.18%	100.00%	94.12%
9		Chhattisgarh Sanskriti Vidya Mandalam, Raipur	434	267	701	434	267	701	434	267	701	100.00%	100.00%	100.00%
10	Goa	Goa Board of Secondary & Higher Secondary Education	8957	9313	18270	8935	9286	18221	8356	8943	17299	93.52%	96.31%	94.94%
11	Gujarat	Gujarat Secondary & Higher Secondary Education Board	240019	217828	457847	237596	215507	453103	200594	192154	392748	84.43%	89.16%	86.68%
12	Haryana	Board of School Education Haryana	132820	118627	251447	131170	117928	249098	110028	106887	216915	83.88%	90.64%	87.08%
13	Himachal Pradesh	H.P. Board of School Education	44722	43149	87871	44535	43027	87562	41304	41042	82346	92.75%	95.39%	94.04%
14	Jammu and Kashmir	The Jammu & Kashmir State Board of School Education	97444	81566	179010	97444	81566	179010	67073	60591	127664	68.83%	74.28%	71.32%
15	Jharkhand	Jharkhand Academic Council, Ranchi	135308	146127	281435	130919	142142	273061	124766	137955	262721	95.30%	97.05%	96.21%
16	Karnataka	Department of Pre-University Education, Karnataka	307993	314518	622511	307574	314160	621734	215184	250804	465988	69.96%	79.83%	74.95%
17	Kerala	Kerala Higher Secondary Board	203522	207979	411501	200740	206755	407495	154652	186328	340980	77.04%	90.12%	83.68%
18		State Board of Vocational Higher Secondary, Kerala	18492	11655	30147	18332	11574	29906	14241	10076	24317	77.68%	87.06%	81.31%
19	Madhya Pradesh	Board of Secondary Education, Madhya Pradesh	372221	340957	713178	362449	335297	697746	272657	274350	547007	75.23%	81.82%	78.40%
20		Maharshi Patanjali Sanskrit Sansthan, Bhopal (Madhya Pradesh)	2262	1015	3277	2041	880	2921	1670	738	2408	81.82%	83.86%	82.44%

RESULTS OF HIGHER SECONDARY EXAMINATION- 2022														
Sl. No.	State	Name of the Board	Table 1- Examination Results - Over ALL Management wise - All Categories											
			Registered			Appeared			Number of Students					
			+Private)			+Private)			Passed			Pass Percentage		
			(Regular			(Regular			Annual (including supplementary)			Pass Percentage		
Boys	Girls	Total	Boys	Girls	Total	Boys	Girls	Total	Boys	Girls	Total			
21	Maharashtra	Maharashtra State Board of Secondary & Higher Secondary Education	813232	666456	1479688	807927	661677	1469604	754662	633665	1388327	93.41%	95.77%	94.47%
22	Manipur	Council of Higher Secondary Education, Manipur	14738	14255	28993	14276	13877	28153	13489	13398	26887	94.49%	96.55%	95.50%
23	Meghalaya	Meghalaya Board of School Education	12406	15258	27664	12186	15099	27285	9446	12636	22082	77.52%	83.69%	80.93%
24	Mizoram	Mizoram Board of School Education	5803	6498	12301	5616	6334	11950	4622	5221	9843	82.30%	82.43%	82.37%
25	Nagaland	Nagaland Board of School Education	8258	9074	17332	8133	8987	17120	6196	7793	13989	76.18%	86.71%	81.71%
26	New Delhi	Rashtriya Sanskrit Sansthan New Delhi	969	537	1506	877	501	1378	817	473	1290	93.16%	94.41%	93.61%
27	Odisha	Council of Higher Secondary Education, Odisha	142948	158699	301647	140897	156848	297745	119579	143618	263197	84.87%	91.57%	88.40%
28	Punjab	Punjab School Education Board	176559	143083	319642	174191	142101	316292	168290	139418	307708	96.61%	98.11%	97.29%
29	Rajasthan	Board of Secondary Education, Rajasthan	494607	417118	911725	485080	412434	897514	464948	401983	866931	95.85%	97.47%	96.59%
30		Banasthali Vidyapith , Rajasthan#	12	934	946	12	934	946	12	933	945	100.00%	99.89%	99.89%
31	Tamil Nadu	State Board of School Educaiton Tamil Nadu	452564	465619	918183	436112	446950	883062	365330	414469	779799	83.77%	92.73%	88.31%
32	Telangana	Telangana State Board of Intermediate Education	236166	231643	467809	224101	219810	443911	167033	187163	354196	74.53%	85.15%	79.79%
33	Tripura	Tripura Board of Secondary Education	17560	18248	35808	13954	14703	28657	13617	14348	27965	97.58%	97.59%	97.59%
34		Madhyamik Shiksha Parishad Uttar Pradesh	1323956	1087015	2410971	1207451	1030127	2237578	987185	936978	1924163	81.76%	90.96%	85.99%
35	Uttar Pradesh	Aligarh Muslim University Board of Secondary & Sr.Secondary Education	1564	1183	2747	1564	1183	2747	1547	1180	2727	98.91%	99.75%	99.27%
36		U.P. Dayalbag Education Institute	139	199	338	139	199	338	139	199	338	100.00%	100.00%	100.00%
37		UP Board of Secondary Sanskrit Education	13211	4358	17569	12641	4195	16836	9618	3245	12863	76.09%	77.35%	76.40%
38	Uttarakhand	Uttarakhand Board of School Education	55286	57878	113164	54388	57300	111688	43374	48925	92299	79.75%	85.38%	82.64%
39		Uttarakhand Sanskriti Shiksha Parishad	779	65	844	768	61	829	733	60	793	95.44%	98.36%	95.66%
40	West Bengal	West Bengal council of Higher Secondary Education	337447	408269	745716	327992	393523	721515	300284	350413	650697	91.55%	89.05%	90.18%
41		West Bengal Board of Madrasah Education	2761	2819	5580	2614	2420	5034	2476	2092	4568	94.72%	86.45%	90.74%
Total			7731374.08	7083311	14814685	7445355	6883952	14329307	6290956	6174679	12465635	84.50%	89.70%	86.99%

The Institute is mainly meant for Women, Boys enrolment pertains to wards of the staff.
Black cell indicates that either system does not exist or information is not available.

RESULTS OF HIGHER SECONDARY EXAMINATION- 2022											
Table 2- Examination Results - Over ALL Management wise - All Categories											
Sl. No.	State	Name of the Board	Total Number of Students Passed			Out of the Total, Number of Students passed with marks			Percentage of Students passed with marks		
			60% & above			60% & above					
			Boys	Girls	Total	Boys	Girls	Total	Boys	Girls	Total
1	Central	Central Board of Secondary Education, New Delhi	731395	599267	1330662	607168	531919	1139087	83.02%	88.76%	85.60%
2		Council for the Indian School Certificate Examinations, New Delhi	50761	45579	96340	44698	42499	87197	88.06%	93.24%	90.51%
3	Andhra Pradesh	Andhra Pradesh, Board of Intermediate Education	157523	181212	338735	95436	129196	224632	60.59%	71.30%	66.31%
4	Assam	Assam Higher Secondary Education Council	84723	90525	175248	25210	29749	54959	29.76%	32.86%	31.36%
5	Bihar	Bihar School Examination Board, Patna	502853	507028	1009881	223861	217009	440870	44.52%	42.80%	43.66%
6		Bihar State Madrasa Education Board, Patna	12460	25044	37504	4009	5613	9622	32.17%	22.41%	25.66%
7	Chhattisgarh	Chhattisgarh Board of Secondary Education	106823	137645	244468	33126	53726	86852	31.01%	39.03%	35.53%
8		Chhattisgarh Madarsa Board, Raipur	62	34	96	39	22	61	62.90%	64.71%	63.54%
9		Chhattisgarh Sanskriti Vidya Mandalam, Raipur	434	267	701	342	228	570	78.80%	85.39%	81.31%
10	Goa	Goa Board of Secondary & Higher Secondary Education	8356	8943	17299	4943	6559	11502	59.16%	73.34%	66.49%
11	Gujarat	Gujarat Secondary & Higher Secondary Education Board	200594	192154	392748	92941	113933	206874	46.33%	59.29%	52.67%
12	Haryana	Board of School Education Haryana	110028	106887	216915	95786	100706	196492	87.06%	94.22%	90.58%
13	Himachal Pradesh	H.P. Board of School Education	41304	41042	82346	33634	37570	71204	81.43%	91.54%	86.47%
14	Jammu and Kashmir	The Jammu & Kashmir State Board of School Education	67073	60591	127664	47064	45255	92319	70.17%	74.69%	72.31%
15	Jharkhand	Jharkhand Academic Council, Ranchi	124766	137955	262721	79853	88405	168258	64.00%	64.08%	64.04%
16	Karnataka	Department of Pre-University Education, Karnataka	215184	250804	465988	130264	184576	314840	60.54%	73.59%	67.56%
17	Kerala	Kerala Higher Secondary Board	154652	186328	340980	127359	177777	305136	82.35%	95.41%	89.49%
18		State Board of Vocational Higher Secondary, Kerala	14241	10076	24317	10916	9445	20361	76.65%	93.74%	83.73%
19	Madhya Pradesh	Board of Secondary Education, Madhya Pradesh	272657	274350	547007	162279	187055	349334	59.52%	68.18%	63.86%
20		Maharshi Patanjali Sanskrit Sansthan, Bhopal (Madhya Pradesh)	1670	738	2408	841	437	1278	50.36%	59.21%	53.07%

RESULTS OF HIGHER SECONDARY EXAMINATION- 2022											
Table 2- Examination Results - Over ALL Management wise - All Categories											
Sl. No.	State	Name of the Board	Total Number of Students Passed			Out of the Total, Number of Students passed with marks			Percentage of Students passed with marks		
			60% & above			60% & above					
			Boys	Girls	Total	Boys	Girls	Total	Boys	Girls	Total
21	Maharashtra	Maharashtra State Board of Secondary & Higher Secondary Education	754662	633665	1388327	384483	405447	789930	50.95%	63.98%	56.90%
22	Manipur	Council of Higher Secondary Education, Manipur	13489	13398	26887	4319	6540	10859	32.02%	48.81%	40.39%
23	Meghalaya	Meghalaya Board of School Education	9446	12636	22082	1429	2630	4059	15.13%	20.81%	18.38%
24	Mizoram	Mizoram Board of School Education	4622	5221	9843	2062	2841	4903	44.61%	54.41%	49.81%
25	Nagaland	Nagaland Board of School Education	6196	7793	13989	2620	4454	7074	42.29%	57.15%	50.57%
26	New Delhi	Rashtriya Sanskrit Sansthan New Delhi	817	473	1290	598	363	961	73.19%	76.74%	74.50%
27	Odisha	Council of Higher Secondary Education, Odisha	119579	143618	263197	52344	72589	124933	43.77%	50.54%	47.47%
28	Punjab	Punjab School Education Board	168290	139418	307708	125986	122230	248216	74.86%	87.67%	80.67%
29	Rajasthan	Board of Secondary Education, Rajasthan	464948	401983	866931	270422	272439	542861	58.16%	67.77%	62.62%
30		Banasthali Vidyapith , Rajasthan#	12	933	945	12	928	940	100.00%	99.46%	99.47%
31	Tamil Nadu	State Board of School Educaiton Tamil Nadu	365330	414469	779799	179264	276868	456132	49.07%	66.80%	58.49%
32	Telangana	Telangana State Board of Intermediate Education	167033	187163	354196	110536	147716	258252	66.18%	78.92%	72.91%
33	Tripura	Tripura Board of Secondary Education	13617	14348	27965	7678	9776	17454	56.39%	68.13%	62.41%
34		Madhyamik Shiksha Parishad Uttar Pradesh	987185	936978	1924163	404635	496825	901460	40.99%	53.02%	46.85%
35	Uttar Pradesh	Aligarh Muslim University Board of Secondary & Sr.Secondary Education	1547	1180	2727	18	7	25	1.16%	0.59%	0.92%
36		U.P. Dayalbag Education Institute	139	199	338	131	193	324	94.24%	96.98%	95.86%
37		UP Board of Secondary Sanskrit Education	9618	3245	12863	6863	2636	9499	71.36%	81.23%	73.85%
38	Uttarakhand	Uttarakhand Board of School Education	43374	48925	92299	11623	18507	30130	26.80%	37.83%	32.64%
39		Uttarakhand Sanskriti Shiksha Parishad	733	60	793	197	20	217	26.88%	33.33%	27.36%
40	West Bengal	West Bengal council of Higher Secondary Education	300284	350413	650697	227187	273792	500979	75.66%	78.13%	76.99%
41		West Bengal Board of Madrasah Education	2476	2092	4568	1219	737	1956	49.23%	35.23%	42.82%
Total			6290956	6174679	12465635	3613395	4079217	7692612	57.44%	66.06%	61.71%

The Institute is mainly meant for Women, Boys enrolment pertains to wards of the staff.
Black cell indicates that either system does not exist or information is not available.

RESULTS OF HIGHER SECONDARY EXAMINATION- 2022														
Table 3 - Examination Results -Government School - All Categories														
Sl. No.	State	Name of the Board	Number of Students									Pass Percentage		
			Registered			Appeared			Passed					
			+Private)			+Private)			Annual (including supplementary)			Boys	Girls	Total
			Boys	Girls	Total	Boys	Girls	Total	Boys	Girls	Total			
1	Central	Central Board of Secondary Education, New Delhi	109347	118426	227773	108629	117713	226342	100487	110872	211359	92.50%	94.19%	93.38%
2		Council for the Indian School Certificate Examinations, New Delhi	35	73	108	35	73	108	33	73	106	94.29%	100.00%	98.15%
3	Andhra Pradesh	Andhra Pradesh, Board of Intermediate Education	55930	68543	124473	55930	68543	124473	29702	46424	76126	53.11%	67.73%	61.16%
4	Assam	Assam Higher Secondary Education Council												
5	Bihar	Bihar School Examination Board, Patna	448781	434677	883458	409887	406485	816372	330485	343433	673918	80.63%	84.49%	82.55%
6		Bihar State Madrasa Education Board, Patna	18	1	19	17	1	18	16	1	17	94.12%	100.00%	94.44%
7		Chhattisgarh Board of Secondary Education	101004	132132	233136	98207	130401	228608	82406	113957	196363	83.91%	87.39%	85.90%
8	Chhattisgarh	Chhattisgarh Madarsa Board, Raipur												
9		Chhattisgarh Sanskriti Vidya Mandalam, Raipur	5		5	5		5	5		5	100.00%		100.00%
10	Goa	Goa Board of Secondary & Higher Secondary Education	905	845	1750	901	830	1731	784	761	1545	87.01%	91.69%	89.25%
11	Gujarat	Gujarat Secondary & Higher Secondary Education Board	9838	12533	22371	9675	12380	22055	7978	11205	19183	82.46%	90.51%	86.98%
12	Haryana	Board of School Education Haryana	74510	77861	152371	74021	77546	151567	61147	68728	129875	82.61%	88.63%	85.69%
13	Himachal Pradesh	H.P. Board of School Education	37501	37732	75233	37365	37622	74987	34312	35714	70026	91.83%	94.93%	93.38%
14	Jammu and Kashmir	The Jammu & Kashmir State Board of School Education	65018	59004	124022	65018	59004	124022	44610	44429	89039	68.61%	75.30%	71.79%
15	Jharkhand	Jharkhand Academic Council, Ranchi												
16	Karnataka	Department of Pre-University Education, Karnataka	86906	98815	185721	86892	98803	185695	44868	66810	111678	51.64%	67.62%	60.14%
17	Kerala	Kerala Higher Secondary Board	74576	82706	157282	73250	82148	155398	57992	74828	132820	79.17%	91.09%	85.47%
18		State Board of Vocational Higher Secondary, Kerala	11885	7862	19747	11789	7817	19606	8973	6747	15720	76.11%	86.31%	80.18%
19	Madhya Pradesh	Board of Secondary Education, Madhya Pradesh	231113	243565	474678	224774	239572	464346	166251	193108	359359	73.96%	80.61%	77.39%
20		Maharshi Patanjali Sanskrit Sansthan, Bhopal (Madhya Pradesh)	252	116	368	228	105	333	157	80	237	68.86%	76.19%	71.17%

RESULTS OF HIGHER SECONDARY EXAMINATION- 2022														
Table 3 - Examination Results -Government School - All Categories														
Sl. No.	State	Name of the Board	Number of Students									Pass Percentage		
			Registered			Appeared			Passed					
			+Private)			+Private)			Annual (including supplementary)					
			Boys	Girls	Total	Boys	Girls	Total	Boys	Girls	Total	Boys	Girls	Total
21	Maharashtra	Maharashtra State Board of Secondary & Higher Secondary Education												
22	Manipur	Council of Higher Secondary Education, Manipur	3674	3772	7446	3547	3651	7198	3337	3528	6865	94.08%	96.63%	95.37%
23	Meghalaya	Meghalaya Board of School Education	2075	2125	4200	2020	2084	4104	1260	1422	2682	62.38%	68.23%	65.35%
24	Mizoram	Mizoram Board of School Education	1687	2057	3744	1636	2020	3656	1155	1480	2635	70.60%	73.27%	72.07%
25	Nagaland	Nagaland Board of School Education	1991	2572	4563	1974	2546	4520	1403	2040	3443	71.07%	80.13%	76.17%
26	New Delhi	Rashtriya Sanskrit Sansthan New Delhi	230	137	367	222	137	359	195	131	326	87.84%	95.62%	90.81%
27	Odisha	Council of Higher Secondary Education, Odisha	15782	20031	35813	15534	19851	35385	13467	18338	31805	86.69%	92.38%	89.88%
28	Punjab	Punjab School Education Board	105355	96089	201444	104737	95573	200310	102793	94359	197152	98.14%	98.73%	98.42%
29	Rajasthan	Board of Secondary Education, Rajasthan	277471	283048	560519	271214	279481	550695	261279	272406	533685	96.34%	97.47%	96.91%
30		Banasthali Vidyapith , Rajasthan#												
31	Tamil Nadu	State Board of School Educaiton Tamil Nadu	171484	207313	378797	161780	193868	355648	135563	181102	316665	83.79%	93.42%	89.04%
32	Telangana	Telangana State Board of Intermediate Education				41683	35181	76864	28719	27620	56339	68.90%	78.51%	73.30%
33	Tripura	Tripura Board of Secondary Education												
34		Madhyamik Shiksha Parishad Uttar Pradesh	35516	57095	92611	34525	56031	90556	29565	51397	80962	85.63%	91.73%	89.41%
35	Uttar Pradesh	Aligarh Muslim University Board of Secondary & Sr.Secondary Education												
36		U.P. Dayalbag Education Institute												
37		UP Board of Secondary Sanskrit Education	4		4	3		3	3		3	100.00%		100.00%
38	Uttarakhand	Uttarakhand Board of School Education	30006	36794	66800	29680	36490	66170	24509	31379	55888	82.58%	85.99%	84.46%
39		Uttarakhand Sanskriti Shiksha Parishad	12	0	12	9	0	9	6	0	6	66.67%		66.67%
40	West Bengal	West Bengal council of Higher Secondary Education	2416	863	3279	2402	861	3263	2346	813	3159	97.67%	94.43%	96.81%
41		West Bengal Board of Madrasah Education												
Total			1955327	2086787	4042114	1927589	2066817	3994406	1575806	1803185	3378991	81.75%	87.24%	84.59%

The Institute is mainly meant for Women, Boys enrolment pertains to wards of the staff.
Black cell indicates that either system does not exist or information is not available.

RESULTS OF HIGHER SECONDARY EXAMINATION- 2022											
Table 4- Examination Results - Government School -All Categories-All Categories											
Sl. No.	State	Name of the Board	Total Number of Students Passed			Out of the Total, Number of Students passed with marks			Percentage of Students passed with marks		
						60% & above			60% & above		
			Boys	Girls	Total	Boys	Girls	Total	Boys	Girls	Total
1	Central	Central Board of Secondary Education, New Delhi	100487	110872	211359	56494	74477	130971	56.22%	67.17%	61.97%
2		Council for the Indian School Certificate Examinations, New Delhi	33	73	106	28	71	99	84.85%	97.26%	93.40%
3	Andhra Pradesh	Andhra Pradesh, Board of Intermediate Education	29702	46424	76126	13194	27810	41004	44.42%	59.90%	53.86%
4	Assam	Assam Higher Secondary Education Council									
5	Bihar	Bihar School Examination Board, Patna	330485	343433	673918	150594	151009	301603	45.57%	43.97%	44.75%
6		Bihar State Madrasa Education Board, Patna	16	1	17	4	0	4	25.00%	0.00%	23.53%
7	Chhattisgarh	Chhattisgarh Board of Secondary Education	82406	113957	196363	21902	39266	61168	26.58%	34.46%	31.15%
8		Chhattisgarh Madarsa Board, Raipur									
9		Chhattisgarh Sanskriti Vidya Mandalam, Raipur	5		5	5		5	100.00%		100.00%
10	Goa	Goa Board of Secondary & Higher Secondary Education	784	761	1545	310	450	760	39.54%	59.13%	49.19%
11	Gujarat	Gujarat Secondary & Higher Secondary Education Board	7978	11205	19183	3462	7038	10500	43.39%	62.81%	54.74%
12	Haryana	Board of School Education Haryana	61147	68728	129875	50759	63405	114164	83.01%	92.25%	87.90%
13	Himachal Pradesh	H.P. Board of School Education	34312	35714	70026	26981	32320	59301	78.63%	90.50%	84.68%
14	Jammu and Kashmir	The Jammu & Kashmir State Board of School Education	44610	44429	89039	32981	34571	67552	73.93%	77.81%	75.87%
15	Jharkhand	Jharkhand Academic Council, Ranchi									
16	Karnataka	Department of Pre-University Education, Karnataka	44868	66810	111678	17676	37410	55086	39.40%	55.99%	49.33%
17	Kerala	Kerala Higher Secondary Board	57992	74828	132820	47697	72318	120015	82.25%	96.65%	90.36%
18		State Board of Vocational Higher Secondary, Kerala	8973	6747	15720	6942	6341	13283	77.37%	93.98%	84.50%
19	Madhya Pradesh	Board of Secondary Education, Madhya Pradesh	166251	193108	359359	89721	122608	212329	53.97%	63.49%	59.09%
20		Maharshi Patanjali Sanskrit Sansthan, Bhopal (Madhya Pradesh)	157	80	237	18	25	43	11.46%	31.25%	18.14%

RESULTS OF HIGHER SECONDARY EXAMINATION- 2022											
Table 4- Examination Results - Government School -All Categories-All Categories											
Sl. No.	State	Name of the Board	Total Number of Students Passed			Out of the Total, Number of Students passed with marks			Percentage of Students passed with marks		
						60% & above			60% & above		
			Boys	Girls	Total	Boys	Girls	Total	Boys	Girls	Total
21	Maharashtra	Maharashtra State Board of Secondary & Higher Secondary Education									
22	Manipur	Council of Higher Secondary Education, Manipur	3337	3528	6865	415	1041	1456	12.44%	29.51%	21.21%
23	Meghalaya	Meghalaya Board of School Education	1260	1422	2682	90	171	261	7.14%	12.03%	9.73%
24	Mizoram	Mizoram Board of School Education	1155	1480	2635	308	625	933	26.67%	42.23%	35.41%
25	Nagaland	Nagaland Board of School Education	1403	2040	3443	405	830	1235	28.87%	40.69%	35.87%
26	New Delhi	Rashtriya Sanskrit Sansthan New Delhi	195	131	326	98	78	176	50.26%	59.54%	53.99%
27	Odisha	Council of Higher Secondary Education, Odisha	13467	18338	31805	7627	11700	19327	56.63%	63.80%	60.77%
28	Punjab	Punjab School Education Board	102793	94359	197152	78386	84445	162831	76.26%	89.49%	82.59%
29	Rajasthan	Board of Secondary Education, Rajasthan	261279	272406	533685	122365	160771	283136	46.83%	59.02%	53.05%
30		Banasthali Vidyapith , Rajasthan#									
31	Tamil Nadu	State Board of School Educaiton Tamil Nadu	135563	181102	316665	38924	90593	129517	28.71%	50.02%	40.90%
32	Telangana	Telangana State Board of Intermediate Education	28719	27620	56339	13945	17624	31569	48.56%	63.81%	56.03%
33	Tripura	Tripura Board of Secondary Education									
34		Madhyamik Shiksha Parishad Uttar Pradesh	29565	51397	80962	14267	25956	40223	48.26%	50.50%	49.68%
35	Uttar Pradesh	Aligarh Muslim University Board of Secondary & Sr.Secondary Education									
36		U.P. Dayalbag Education Institute									
37		UP Board of Secondary Sanskrit Education	3		3	3		3	100.00%		100.00%
38	Uttarakhand	Uttarakhand Board of School Education	24509	31379	55888	5838	9978	15816	23.82%	31.80%	28.30%
39		Uttarakhand Sanskriti Shiksha Parishad	6	0	6	0	0	0	0.00%		0.00%
40	West Bengal	West Bengal council of Higher Secondary Education	2346	813	3159	2225	760	2985	94.84%	93.48%	94.49%
41		West Bengal Board of Madrasah Education									
Total			1575806	1803185	3378991	803664	1073691	1877355	51.00%	59.54%	55.56%

The Institute is mainly meant for Women, Boys enrolment pertains to wards of the staff.
Black cell indicates that either system does not exist or information is not available.

RESULTS OF HIGHER SECONDARY EXAMINATION- 2022														
Table 5 - Examination Results -Government Aided School -All Categories														
Sl. No.	State	Name of the Board	Number of Students											
			Registered +Private)			Appeared +Private)			Annual (including supplementary)			Passed		
			(Regular			(Regular						Pass Percentage		
			Boys	Girls	Total	Boys	Girls	Total	Boys	Girls	Total	Boys	Girls	Total
1	Central	Central Board of Secondary Education, New Delhi	8202	7093	15295	8158	7076	15234	7634	6809	14443	93.58%	96.23%	94.81%
2		Council for the Indian School Certificate Examinations,New Delhi	328	321	649	328	321	649	305	314	619	92.99%	97.82%	95.38%
3	Andhra Pradesh	Andhra Pradesh, Board of Intermediate Education	16851	16983	33834	16851	16983	33834	6728	10532	17260	39.93%	62.01%	51.01%
4	Assam	Assam Higher Secondary Education Council												
5	Bihar	Bihar School Examination Board, Patna	208661	192348	401009	190325	177543	367868	150846	147480	298326	79.26%	83.07%	81.10%
6		Bihar State Madrasa Education Board, Patna	11888	23127	35015	11521	22815	34336	11340	22554	33894	98.43%	98.86%	98.71%
7		Chhattisgarh Board of Secondary Education												
8	Chhattisgarh	Chhattisgarh Madarsa Board, Raipur												
9		Chhattisgarh Sanskriti Vidya Mandalam, Raipur	58	55	113	58	55	113	58	55	113	100.00%	100.00%	100.00%
10	Goa	Goa Board of Secondary & Higher Secondary Education	7844	8326	16170	7832	8316	16148	7390	8048	15438	94.36%	96.78%	95.60%
11	Gujarat	Gujarat Secondary & Higher Secondary Education Board	127113	130775	257888	125417	129022	254439	104205	115104	219309	83.09%	89.21%	86.19%
12	Haryana	Board of School Education Haryana												
13	Himachal Pradesh	H.P. Board of School Education												
14	Jammu and Kashmir	The Jammu & Kashmir State Board of School Education												
15	Jharkhand	Jharkhand Academic Council, Ranchi												
16	Karnataka	Department of Pre-University Education, Karnataka	53037	51231	104268	52945	51155	104100	35034	40157	75191	66.17%	78.50%	72.23%
17	Kerala	Kerala Higher Secondary Board	87717	96753	184470	86954	96376	183330	74126	89602	163728	85.25%	92.97%	89.31%
18		State Board of Vocational Higher Secondary, Kerala	6607	3793	10400	6543	3757	10300	5268	3329	8597	80.51%	88.61%	83.47%
19	Madhya Pradesh	Board of Secondary Education, Madhya Pradesh												
20		Maharshi Patanjali Sanskrit Sansthan,Bhopal(Madhya Pradesh)												

RESULTS OF HIGHER SECONDARY EXAMINATION- 2022														
Table 5 - Examination Results -Government Aided School -All Categories														
Sl. No.	State	Name of the Board	Number of Students											
			Registered			Appeared			Annual (including supplementary)			Pass Percentage		
			+Private)		(Regular	+Private)		(Regular						
			Boys	Girls	Total	Boys	Girls	Total	Boys	Girls	Total	Boys	Girls	Total
21	Maharashtra	Maharashtra State Board of Secondary & Higher Secondary Education												
22	Manipur	Council of Higher Secondary Education, Manipur												
23	Meghalaya	Meghalaya Board of School Education												
24	Mizoram	Mizoram Board of School Education	1052	1323	2375	1031	1295	2326	882	1118	2000	85.55%	86.33%	85.98%
25	Nagaland	Nagaland Board of School Education												
26	New Delhi	Rashtriya Sanskrit Sansthan New Delhi	258	178	436	238	175	413	228	170	398	95.80%	97.14%	96.37%
27	Odisha	Council of Higher Secondary Education, Odisha												
28	Punjab	Punjab School Education Board	17696	11375	29071	17276	11290	28566	16555	10939	27494	95.83%	96.89%	96.25%
29	Rajasthan	Board of Secondary Education, Rajasthan												
30		Banasthali Vidyapith , Rajasthan#												
31	Tamil Nadu	State Board of School Educaiton Tamil Nadu	89627	112131	201758	86327	108771	195098	79501	106561	186062	92.09%	97.97%	95.37%
32	Telangana	Telangana State Board of Intermediate Education				3216	2957	6173	1773	2279	4052	55.13%	77.07%	65.64%
33	Tripura	Tripura Board of Secondary Education												
34		Madhyamik Shiksha Parishad Uttar Pradesh	417748	305493	723241	405889	300105	705994	335088	270909	605997	82.56%	90.27%	85.84%
35	Uttar Pradesh	Aligarh Muslim University Board of Secondary & Sr.Secondary Education												
36		U.P. Dayalbag Education Institute												
37		UP Board of Secondary Sanskrit Education	10528	3426	13954	10087	3315	13402	7690	2557	10247	76.24%	77.13%	76.46%
38	Uttarakhand	Uttarakhand Board of School Education	13117	12533	25650	12816	12375	25191	9838	10370	20208	76.76%	83.80%	80.22%
39		Uttarakhand Sanskriti Shiksha Parishad	729	62	791	721	58	779	691	58	749	95.84%	100.00%	96.15%
40	West Bengal	West Bengal council of Higher Secondary Education	331775	404147	735922	322408	389487	711895	294923	346655	641578	91.48%	89.00%	90.12%
41		West Bengal Board of Madrasah Education	2761	2819	5580	2614	2420	5034	2476	2092	4568	94.72%	86.45%	90.74%
Total			1413597	1384292	2797889	1369555	1345667	2715222	1152579	1197692	2350271	84.16%	89.00%	86.56%

The Institute is mainly meant for Women, Boys enrolment pertains to wards of the staff.
Black cell indicates that either system does not exist or information is not available.

RESULTS OF HIGHER SECONDARY EXAMINATION- 2022											
Table 6- Examination Results - Government Aided School -All Categories											
Sl. No.	State	Name of the Board	Total Number of Students Passed			Out of the Total, Number of Students passed with marks			Percentage of Students passed with marks		
			60% & above			60% & above					
			Boys	Girls	Total	Boys	Girls	Total	Boys	Girls	Total
1	Central	Central Board of Secondary Education, New Delhi	7634	6809	14443	4877	5412	10289	63.89%	79.48%	71.24%
2		Council for the Indian School Certificate Examinations, New Delhi	305	314	619	244	293	537	80.00%	93.31%	86.75%
3	Andhra Pradesh	Andhra Pradesh, Board of Intermediate Education	6728	10532	17260	2223	5480	7703	33.04%	52.03%	44.63%
4	Assam	Assam Higher Secondary Education Council									
5	Bihar	Bihar School Examination Board, Patna	150846	147480	298326	64675	60074	124749	42.87%	40.73%	41.82%
6		Bihar State Madrasa Education Board, Patna	11340	22554	33894	3716	5139	8855	32.77%	22.79%	26.13%
7	Chhattisgarh	Chhattisgarh Board of Secondary Education									
8		Chhattisgarh Madarsa Board, Raipur									
9		Chhattisgarh Sanskriti Vidya Mandalam, Raipur	58	55	113	53	39	92	91.38%	70.91%	81.42%
10	Goa	Goa Board of Secondary & Higher Secondary Education	7390	8048	15438	4490	5993	10483	60.76%	74.47%	67.90%
11	Gujarat	Gujarat Secondary & Higher Secondary Education Board	104205	115104	219309	44004	67449	111453	42.23%	58.60%	50.82%
12	Haryana	Board of School Education Haryana									
13	Himachal Pradesh	H.P. Board of School Education									
14	Jammu and Kashmir	The Jammu & Kashmir State Board of School Education									
15	Jharkhand	Jharkhand Academic Council, Ranchi									
16	Karnataka	Department of Pre-University Education, Karnataka	35034	40157	75191	17142	27219	44361	48.93%	67.78%	59.00%
17	Kerala	Kerala Higher Secondary Board	74126	89602	163728	64860	87065	151925	87.50%	97.17%	92.79%
18		State Board of Vocational Higher Secondary, Kerala	5268	3329	8597	3974	3104	7078	75.44%	93.24%	82.33%
19	Madhya Pradesh	Board of Secondary Education, Madhya Pradesh									
20		Maharshi Patanjali Sanskrit Sansthan, Bhopal (Madhya Pradesh)									

RESULTS OF HIGHER SECONDARY EXAMINATION- 2022											
Table 6- Examination Results - Government Aided School -All Categories											
Sl. No.	State	Name of the Board	Total Number of Students Passed			Out of the Total, Number of Students passed with marks			Percentage of Students passed with marks		
						60% & above			60% & above		
			Boys	Girls	Total	Boys	Girls	Total	Boys	Girls	Total
21	Maharashtra	Maharashtra State Board of Secondary & Higher Secondary Education									
22	Manipur	Council of Higher Secondary Education, Manipur									
23	Meghalaya	Meghalaya Board of School Education									
24	Mizoram	Mizoram Board of School Education	882	1118	2000	460	693	1153	52.15%	61.99%	57.65%
25	Nagaland	Nagaland Board of School Education									
26	New Delhi	Rashtriya Sanskrit Sansthan New Delhi	228	170	398	197	153	350	86.40%	90.00%	87.94%
27	Odisha	Council of Higher Secondary Education, Odisha									
28	Punjab	Punjab School Education Board	16555	10939	27494	10607	8500	19107	64.07%	77.70%	69.50%
29	Rajasthan	Board of Secondary Education, Rajasthan									
30		Banasthali Vidyapith , Rajasthan#									
31	Tamil Nadu	State Board of School Educaiton Tamil Nadu	79501	106561	186062	36406	78162	114568	45.79%	73.35%	61.58%
32	Telangana	Telangana State Board of Intermediate Education	1773	2279	4052	724	1482	2206	40.83%	65.03%	54.44%
33	Tripura	Tripura Board of Secondary Education									
34		Madhyamik Shiksha Parishad Uttar Pradesh	335088	270909	605997	148114	137576	285690	44.20%	50.78%	47.14%
35	Uttar Pradesh	Aligarh Muslim University Board of Secondary & Sr.Secondary Education									
36		U.P. Dayalbag Education Institute									
37		UP Board of Secondary Sanskrit Education	7690	2557	10247	5284	2039	7323	68.71%	79.74%	71.46%
38	Uttarakhand	Uttarakhand Board of School Education	9838	10370	20208	2558	4486	7044	26.00%	43.26%	34.86%
39		Uttarakhand Sanskriti Shiksha Parishad	691	58	749	183	20	203	26.48%	34.48%	27.10%
40	West Bengal	West Bengal council of Higher Secondary Education	294923	346655	641578	222337	270551	492888	75.39%	78.05%	76.82%
41		West Bengal Board of Madrasah Education	2476	2092	4568	1219	737	1956	49.23%	35.23%	42.82%
Total			1152579	1197692	2350271	638347	771666	1410013	55.38%	64.43%	59.99%

The Institute is mainly meant for Women, Boys enrolment pertains to wards of the staff.
Black cell indicates that either system does not exist or information is not available.

RESULTS OF HIGHER SECONDARY EXAMINATION- 2022														
Sl. No.	State	Name of the Board	Table 7 - Examination Results -Private Un-Aided School-All Categories											
			Registered			Appeared			Number of Students					
			+Private)			+Private)			Annual (including supplementary)			Pass Percentage		
			Boys	Girls	Total	Boys	Girls	Total	Boys	Girls	Total	Boys	Girls	Total
1	Central	Central Board of Secondary Education, New Delhi	615391	451436	1066827	610941	449752	1060693	553655	424354	978009	90.62%	94.35%	92.20%
2		Council for the Indian School Certificate Examinations, New Delhi	50861	45445	96306	50779	45404	96183	50423	45192	95615	99.30%	99.53%	99.41%
3	Andhra Pradesh	Andhra Pradesh, Board of Intermediate Education	173947	157322	331269	173947	157322	331269	121093	124256	245349	69.61%	78.98%	74.06%
4	Assam	Assam Higher Secondary Education Council												
5	Bihar	Bihar School Examination Board, Patna	32018	22882	54900	29836	21397	51233	21522	16115	37637	72.13%	75.31%	73.46%
6		Bihar State Madrasa Education Board, Patna	1157	2559	3716	1121	2515	3636	1104	2489	3593	98.48%	98.97%	98.82%
7		Chhattisgarh Board of Secondary Education	31267	28208	59475	30892	27995	58887	24417	23688	48105	79.04%	84.62%	81.69%
8	Chhattisgarh	Chhattisgarh Madarsa Board, Raipur												
9		Chhattisgarh Sanskriti Vidya Mandalam, Raipur	371	212	583	371	212	583	371	212	583	100.00%	100.00%	100.00%
10	Goa	Goa Board of Secondary & Higher Secondary Education	163	131	294	160	131	291	160	131	291	100.00%	100.00%	100.00%
11	Gujarat	Gujarat Secondary & Higher Secondary Education Board	102184	73120	175304	101629	72709	174338	87692	64558	152250	86.29%	88.79%	87.33%
12	Haryana	Board of School Education Haryana	58310	40766	99076	57149	40382	97531	48881	38159	87040	85.53%	94.50%	89.24%
13	Himachal Pradesh	H.P. Board of School Education	7221	5417	12638	7170	5405	12575	6992	5328	12320	97.52%	98.58%	97.97%
14	Jammu and Kashmir	The Jammu & Kashmir State Board of School Education	32426	22562	54988	32426	22562	54988	22463	16162	38625	69.27%	71.63%	70.24%
15	Jharkhand	Jharkhand Academic Council, Ranchi												
16	Karnataka	Department of Pre-University Education, Karnataka	168050	164472	332522	167737	164202	331939	135282	143837	279119	80.65%	87.60%	84.09%
17	Kerala	Kerala Higher Secondary Board	13141	10861	24002	13063	10820	23883	10454	9911	20365	80.03%	91.60%	85.27%
18		State Board of Vocational Higher Secondary, Kerala												
19	Madhya Pradesh	Board of Secondary Education, Madhya Pradesh	141108	97392	238500	137675	95725	233400	106406	81242	187648	77.29%	84.87%	80.40%
20		Maharshi Patanjali Sanskrit Sansthan, Bhopal (Madhya Pradesh)	2010	899	2909	1813	775	2588	1513	658	2171	83.45%	84.90%	83.89%

RESULTS OF HIGHER SECONDARY EXAMINATION- 2022														
Table 7 - Examination Results -Private Un-Aided School-All Categories														
Sl. No.	State	Name of the Board	Number of Students											
			Registered			Appeared			Annual (including supplementary)			Passed		
			+Private)			+Private)						Pass Percentage		
			Boys	Girls	Total	Boys	Girls	Total	Boys	Girls	Total	Boys	Girls	Total
21	Maharashtra	Maharashtra State Board of Secondary & Higher Secondary Education												
22	Manipur	Council of Higher Secondary Education, Manipur	11064	10483	21547	10729	10226	20955	10152	9870	20022	94.62%	96.52%	95.55%
23	Meghalaya	Meghalaya Board of School Education												
24	Mizoram	Mizoram Board of School Education	2212	2270	4482	2138	2201	4339	1904	1918	3822	89.06%	87.14%	88.08%
25	Nagaland	Nagaland Board of School Education	6267	6502	12769	6159	6441	12600	4793	5753	10546	77.82%	89.32%	83.70%
26	New Delhi	Rashtriya Sanskrit Sansthan New Delhi	481	222	703	417	189	606	394	172	566	94.48%	91.01%	93.40%
27	Odisha	Council of Higher Secondary Education, Odisha												
28	Punjab	Punjab School Education Board	43641	29751	73392	42458	29419	71877	39845	28468	68313	93.85%	96.77%	95.04%
29	Rajasthan	Board of Secondary Education, Rajasthan	212012	132227	344239	209291	131296	340587	201597	128764	330361	96.32%	98.07%	97.00%
30		Banasthali Vidyapith , Rajasthan#	12	934	946	12	934	946	12	933	945	100.00%	99.89%	99.89%
31	Tamil Nadu	State Board of School Educaiton Tamil Nadu	191453	146175	337628	188005	144311	332316	150266	126806	277072	79.93%	87.87%	83.38%
32	Telangana	Telangana State Board of Intermediate Education				152630	133604	286234	114392	114971	229363	74.95%	86.05%	80.13%
33	Tripura	Tripura Board of Secondary Education												
34		Madhyamik Shiksha Parishad Uttar Pradesh	775766	670521	1446287	684055	626512	1310567	548236	569763	1117999	80.15%	90.94%	85.31%
35	Uttar Pradesh	Aligarh Muslim University Board of Secondary & Sr.Secondary Education	1564	1183	2747	1564	1183	2747	1547	1180	2727	98.91%	99.75%	99.27%
36		U.P. Dayalbag Education Institute	139	199	338	139	199	338	139	199	338	100.00%	100.00%	100.00%
37		UP Board of Secondary Sanskrit Education	2679	932	3611	2551	880	3431	1925	688	2613	75.46%	78.18%	76.16%
38	Uttarakhand	Uttarakhand Board of School Education	12163	8551	20714	11892	8435	20327	9027	7176	16203	75.91%	85.07%	79.71%
39		Uttarakhand Sanskriti Shiksha Parishad	38	3	41	38	3	41	36	2	38	94.74%	66.67%	92.68%
40	West Bengal	West Bengal council of Higher Secondary Education	3256	3259	6515	3182	3175	6357	3015	2945	5960	94.75%	92.76%	93.75%
41		West Bengal Board of Madrasah Education												
Total			2692372	2136896	4829268	2731969	2216316	4948285	2279708	1995900	4275608	83.45%	90.05%	86.41%

The Institute is mainly meant for Women, Boys enrolment pertains to wards of the staff.
Black cell indicates that either system does not exist or information is not available.

RESULTS OF HIGHER SECONDARY EXAMINATION- 2022											
Sl. No.	State	Name of the Board	Table 8- Examination Results - Private Un-Aided School -All Categories								
			Total Number of Students Passed			Out of the Total, Number of Students passed with marks			Percentage of Students passed with marks		
						60% & above			60% & above		
			Boys	Girls	Total	Boys	Girls	Total	Boys	Girls	Total
1	Central	Central Board of Secondary Education, New Delhi	553655	424354	978009	482692	398219	880911	87.18%	93.84%	90.07%
2		Council for the Indian School Certificate Examinations, New Delhi	50423	45192	95615	44426	42135	86561	88.11%	93.24%	90.53%
3	Andhra Pradesh	Andhra Pradesh, Board of Intermediate Education	121093	124256	245349	80019	95906	175925	66.08%	77.18%	71.70%
4	Assam	Assam Higher Secondary Education Council									
5	Bihar	Bihar School Examination Board, Patna	21522	16115	37637	8592	5926	14518	39.92%	36.77%	38.57%
6		Bihar State Madrasa Education Board, Patna	1104	2489	3593	289	474	763	26.18%	19.04%	21.24%
7	Chhattisgarh	Chhattisgarh Board of Secondary Education	24417	23688	48105	11224	14460	25684	45.97%	61.04%	53.39%
8		Chhattisgarh Madrasa Board, Raipur									
9		Chhattisgarh Sanskriti Vidya Mandalam, Raipur	371	212	583	284	189	473	76.55%	89.15%	81.13%
10	Goa	Goa Board of Secondary & Higher Secondary Education	160	131	291	141	115	256	88.13%	87.79%	87.97%
11	Gujarat	Gujarat Secondary & Higher Secondary Education Board	87692	64558	152250	45212	38622	83834	51.56%	59.83%	55.06%
12	Haryana	Board of School Education Haryana	48881	38159	87040	45027	37301	82328	92.12%	97.75%	94.59%
13	Himachal Pradesh	H.P. Board of School Education	6992	5328	12320	6653	5250	11903	95.15%	98.54%	96.62%
14	Jammu and Kashmir	The Jammu & Kashmir State Board of School Education	22463	16162	38625	14083	10684	24767	62.69%	66.11%	64.12%
15	Jharkhand	Jharkhand Academic Council, Ranchi									
16	Karnataka	Department of Pre-University Education, Karnataka	135282	143837	279119	95446	119947	215393	70.55%	83.39%	77.17%
17	Kerala	Kerala Higher Secondary Board	10454	9911	20365	8452	9470	17922	80.85%	95.55%	88.00%
18		State Board of Vocational Higher Secondary, Kerala									
19	Madhya Pradesh	Board of Secondary Education, Madhya Pradesh	106406	81242	187648	72558	64447	137005	68.19%	79.33%	73.01%
20		Maharshi Patanjali Sanskrit Sansthan, Bhopal (Madhya Pradesh)	1513	658	2171	823	412	1235	54.40%	62.61%	56.89%

RESULTS OF HIGHER SECONDARY EXAMINATION- 2022											
Table 8- Examination Results - Private Un-Aided School -All Categories											
Sl. No.	State	Name of the Board	Total Number of Students Passed			Out of the Total, Number of Students passed with marks			Percentage of Students passed with marks		
						60% & above			60% & above		
			Boys	Girls	Total	Boys	Girls	Total	Boys	Girls	Total
21	Maharashtra	Maharashtra State Board of Secondary & Higher Secondary Education									
22	Manipur	Council of Higher Secondary Education, Manipur	10152	9870	20022	3904	5499	9403	38.46%	55.71%	46.96%
23	Meghalaya	Meghalaya Board of School Education									
24	Mizoram	Mizoram Board of School Education	1904	1918	3822	1084	1226	2310	56.93%	63.92%	60.44%
25	Nagaland	Nagaland Board of School Education	4793	5753	10546	2215	3624	5839	46.21%	62.99%	55.37%
26	New Delhi	Rashtriya Sanskrit Sansthan New Delhi	394	172	566	303	132	435	76.90%	76.74%	76.86%
27	Odisha	Council of Higher Secondary Education, Odisha									
28	Punjab	Punjab School Education Board	39845	28468	68313	30982	24647	55629	77.76%	86.58%	81.43%
29	Rajasthan	Board of Secondary Education, Rajasthan	201597	128764	330361	147930	111444	259374	73.38%	86.55%	78.51%
30		Banasthali Vidyapith , Rajasthan#	12	933	945	12	928	940	100.00%	99.46%	99.47%
31	Tamil Nadu	State Board of School Educaiton Tamil Nadu	150266	126806	277072	103934	108113	212047	69.17%	85.26%	76.53%
32	Telangana	Telangana State Board of Intermediate Education	114392	114971	229363	79959	94575	174534	69.90%	82.26%	76.10%
33	Tripura	Tripura Board of Secondary Education									
34		Madhyamik Shiksha Parishad Uttar Pradesh	548236	569763	1117999	240077	332519	572596	43.79%	58.36%	51.22%
35	Uttar Pradesh	Aligarh Muslim University Board of Secondary & Sr.Secondary Education	1547	1180	2727	18	7	25	1.16%	0.59%	0.92%
36		U.P. Dayalbag Education Institute	139	199	338	131	193	324	94.24%	96.98%	95.86%
37		UP Board of Secondary Sanskrit Education	1925	688	2613	1576	597	2173	81.87%	86.77%	83.16%
38	Uttarakhand	Uttarakhand Board of School Education	9027	7176	16203	3227	4043	7270	35.75%	56.34%	44.87%
39		Uttarakhand Sanskriti Shiksha Parishad	36	2	38	14	0	14	38.89%	0.00%	36.84%
40	West Bengal	West Bengal council of Higher Secondary Education	3015	2945	5960	2625	2481	5106	87.06%	84.24%	85.67%
41		West Bengal Board of Madrasah Education									
Total			2279708	1995900	4275608	1533912	1533585	3067497	67.29%	76.84%	71.74%

The Institute is mainly meant for Women, Boys enrolment pertains to wards of the staff.
Black cell indicates that either system does not exist or information is not available.

RESULTS OF HIGHER SECONDARY EXAMINATION- 2022														
Table 9 - Examination Results -Others -All Categories														
Sl. No.	State	Name of the Board	Number of Students											
			Registered			Appeared			Passed					
			+Private)			+Private)			Annual (including supplementary)			Pass Percentage		
			Boys	Girls	Total	Boys	Girls	Total	Boys	Girls	Total	Boys	Girls	Total
1	Central	Central Board of Secondary Education, New Delhi	74771	59675	134446	73786	59311	133097	69619	57232	126851	94.35%	96.49%	95.31%
2		Council for the Indian School Certificate Examinations, New Delhi												
3	Andhra Pradesh	Andhra Pradesh, Board of Intermediate Education												
4	Assam	Assam Higher Secondary Education Council												
5	Bihar	Bihar School Examination Board, Patna												
6		Bihar State Madrasa Education Board, Patna												
7		Chhattisgarh Board of Secondary Education												
8	Chhattisgarh	Chhattisgarh Madarsa Board, Raipur	80	41	121	68	34	102	62	34	96	91.18%	100.00%	94.12%
9		Chhattisgarh Sanskriti Vidya Mandalam, Raipur												
10	Goa	Goa Board of Secondary & Higher Secondary Education	45	11	56	42	9	51	22	3	25	52.38%	33.33%	49.02%
11	Gujarat	Gujarat Secondary & Higher Secondary Education Board	884	1400	2284	875	1396	2271	719	1287	2006	82.17%	92.19%	88.33%
12	Haryana	Board of School Education Haryana												
13	Himachal Pradesh	H.P. Board of School Education												
14	Jammu and Kashmir	The Jammu & Kashmir State Board of School Education												
15	Jharkhand	Jharkhand Academic Council, Ranchi												
16	Karnataka	Department of Pre-University Education, Karnataka												
17	Kerala	Kerala Higher Secondary Board	28088	17659	45747	27473	17411	44884	12080	11987	24067	43.97%	68.85%	53.62%
18		State Board of Vocational Higher Secondary, Kerala												
19	Madhya Pradesh	Board of Secondary Education, Madhya Pradesh												
20		Maharshi Patanjali Sanskrit Sansthan, Bhopal (Madhya Pradesh)												

RESULTS OF HIGHER SECONDARY EXAMINATION- 2022														
Table 9 - Examination Results -Others -All Categories														
Sl. No.	State	Name of the Board	Number of Students											
			Registered			Appeared			Annual (including supplementary)			Passed		
			+Private)			+Private)						Pass Percentage		
			Boys	Girls	Total	Boys	Girls	Total	Boys	Girls	Total	Boys	Girls	Total
21	Maharashtra	Maharashtra State Board of Secondary & Higher Secondary Education												
22	Manipur	Council of Higher Secondary Education, Manipur												
23	Meghalaya	Meghalaya Board of School Education												
24	Mizoram	Mizoram Board of School Education	852	848	1700	811	818	1629	681	705	1386	83.97%	86.19%	85.08%
25	Nagaland	Nagaland Board of School Education												
26	New Delhi	Rashtriya Sanskrit Sansthan New Delhi												
27	Odisha	Council of Higher Secondary Education, Odisha	127166	138668	265834	125363	136997	262360	106112	125280	231392	84.64%	91.45%	88.20%
28	Punjab	Punjab School Education Board	9867	5868	15735	9720	5819	15539	9097	5652	14749	93.59%	97.13%	94.92%
29	Rajasthan	Board of Secondary Education, Rajasthan	5124	1843	6967	4575	1657	6232	2072	813	2885	45.29%	49.06%	46.29%
30		Banasthali Vidyapith , Rajasthan#												
31	Tamil Nadu	State Board of School Educaiton Tamil Nadu												
32	Telangana	Telangana State Board of Intermediate Education				26572	48068	74640	22149	42293	64442	83.35%	87.99%	86.34%
33	Tripura	Tripura Board of Secondary Education												
34		Madhyamik Shiksha Parishad Uttar Pradesh	94926	53906	148832	82982	47479	130461	74296	44909	119205	89.53%	94.59%	91.37%
35	Uttar Pradesh	Aligarh Muslim University Board of Secondary & Sr.Secondary Education												
36		U.P. Dayalbag Education Institute												
37		UP Board of Secondary Sanskrit Education												
38	Uttarakhand	Uttarakhand Board of School Education												
39		Uttarakhand Sanskriti Shiksha Parishad												
40	West Bengal	West Bengal council of Higher Secondary Education												
41		West Bengal Board of Madrasah Education												
Total			341803	279919	621722	352267	318999	671266	296909	290195	587104	84.29%	90.97%	87.46%

The Institute is mainly meant for Women, Boys enrolment pertains to wards of the staff.
Black cell indicates that either system does not exist or information is not available.

RESULTS OF HIGHER SECONDARY EXAMINATION- 2022											
Table 10- Examination Results - Others -All Categories											
Sl. No.	State	Name of the Board	Total Number of Students Passed			Out of the Total, Number of Students passed with marks			Percentage of Students passed with marks		
						60% & above			60% & above		
			Boys	Girls	Total	Boys	Girls	Total	Boys	Girls	Total
1	Central	Central Board of Secondary Education, New Delhi	69619	57232	126851	63105	53811	116916	90.64%	94.02%	92.17%
2		Council for the Indian School Certificate Examinations, New Delhi									
3	Andhra Pradesh	Andhra Pradesh, Board of Intermediate Education									
4	Assam	Assam Higher Secondary Education Council									
5	Bihar	Bihar School Examination Board, Patna									
6		Bihar State Madrasa Education Board, Patna									
7		Chhattisgarh Board of Secondary Education									
8	Chhattisgarh	Chhattisgarh Madarsa Board, Raipur	62	34	96	39	22	61	62.90%	64.71%	63.54%
9		Chhattisgarh Sanskriti Vidya Mandalam, Raipur									
10	Goa	Goa Board of Secondary & Higher Secondary Education	22	3	25	2	1	3	9.09%	33.33%	12.00%
11	Gujarat	Gujarat Secondary & Higher Secondary Education Board	719	1287	2006	263	824	1087	36.58%	64.02%	54.19%
12	Haryana	Board of School Education Haryana									
13	Himachal Pradesh	H.P. Board of School Education									
14	Jammu and Kashmir	The Jammu & Kashmir State Board of School Education									
15	Jharkhand	Jharkhand Academic Council, Ranchi									
16	Karnataka	Department of Pre-University Education, Karnataka									
17	Kerala	Kerala Higher Secondary Board	12080	11987	24067	6350	8924	15274	52.57%	74.45%	63.46%
18		State Board of Vocational Higher Secondary, Kerala									
19	Madhya Pradesh	Board of Secondary Education, Madhya Pradesh									
20		Maharshi Patanjali Sanskrit Sansthan, Bhopal (Madhya Pradesh)									

RESULTS OF HIGHER SECONDARY EXAMINATION- 2022											
Table 10- Examination Results - Others -All Categories											
Sl. No.	State	Name of the Board	Total Number of Students Passed			Out of the Total, Number of Students passed with marks			Percentage of Students passed with marks		
						60% & above			60% & above		
			Boys	Girls	Total	Boys	Girls	Total	Boys	Girls	Total
21	Maharashtra	Maharashtra State Board of Secondary & Higher Secondary Education									
22	Manipur	Council of Higher Secondary Education, Manipur									
23	Meghalaya	Meghalaya Board of School Education									
24	Mizoram	Mizoram Board of School Education	681	705	1386	210	297	507	30.84%	42.13%	36.58%
25	Nagaland	Nagaland Board of School Education									
26	New Delhi	Rashtriya Sanskrit Sansthan New Delhi									
27	Odisha	Council of Higher Secondary Education, Odisha	106112	125280	231392	44717	60889	105606	42.14%	48.60%	45.64%
28	Punjab	Punjab School Education Board	9097	5652	14749	6011	4638	10649	66.08%	82.06%	72.20%
29	Rajasthan	Board of Secondary Education, Rajasthan	2072	813	2885	127	224	351	6.13%	27.55%	12.17%
30		Banasthali Vidyapith , Rajasthan#									
31	Tamil Nadu	State Board of School Educaiton Tamil Nadu									
32	Telangana	Telangana State Board of Intermediate Education	22149	42293	64442	15908	34035	49943	71.82%	80.47%	77.50%
33	Tripura	Tripura Board of Secondary Education									
34		Madhyamik Shiksha Parishad Uttar Pradesh	74296	44909	119205	2177	774	2951	2.93%	1.72%	2.48%
35	Uttar Pradesh	Aligarh Muslim University Board of Secondary & Sr.Secondary Education									
36		U.P. Dayalbag Education Institute									
37		UP Board of Secondary Sanskrit Education									
38	Uttarakhand	Uttarakhand Board of School Education									
39		Uttarakhand Sanskriti Shiksha Parishad									
40	West Bengal	West Bengal council of Higher Secondary Education									
41		West Bengal Board of Madrasah Education									
Total			296909	290195	587104	138909	164439	303348	46.79%	56.67%	51.67%

The Institute is mainly meant for Women, Boys enrolment pertains to wards of the staff.
Black cell indicates that either system does not exist or information is not available.

RESULTS OF HIGHER SECONDARY EXAMINATION- 2022														
Table 11- Examination Results - Over ALL Management wise - Scheduled Caste														
Sl. No.	State	Name of the Board	Number of Students											
			Registered (Regular +Private)			Appeared (Regular +Private)			Passed Annual (including supplementary)			Pass Percentage		
			Boys	Girls	Total	Boys	Girls	Total	Boys	Girls	Total	Boys	Girls	Total
1	Central	Central Board of Secondary Education, New Delhi	68444	56300	124744	67934	56051	123985	60932	51957	112889	89.69%	92.70%	91.05%
2		Council for the Indian School Certificate Examinations, New Delhi	2499	2119	4618	2492	2118	4610	2473	2109	4582	99.24%	99.58%	99.39%
3	Andhra Pradesh	Andhra Pradesh, Board of Intermediate Education	45277	48982	94259	45277	48982	94259	23353	32525	55878	51.58%	66.40%	59.28%
4	Assam	Assam Higher Secondary Education Council				8161	8178	16339	6655	6932	13587	81.55%	84.76%	83.16%
5	Bihar	Bihar School Examination Board, Patna	118221	104416	222637	105726	95128	200854	78949	72213	151162	74.67%	75.91%	75.26%
6		Bihar State Madrasa Education Board, Patna	7	22	29	7	22	29	7	22	29	100.00%	100.00%	100.00%
7	Chhattisgarh	Chhattisgarh Board of Secondary Education	19569	22584	42153	19101	22256	41357	15114	18734	33848	79.13%	84.18%	81.84%
8		Chhattisgarh Madarsa Board, Raipur												
9		Chhattisgarh Sanskriti Vidya Mandalam, Raipur	64	49	113	64	49	113	64	49	113	100.00%	100.00%	100.00%
10	Goa	Goa Board of Secondary & Higher Secondary Education	160	180	340	160	179	339	145	170	315	90.63%	94.97%	92.92%
11	Gujarat	Gujarat Secondary & Higher Secondary Education Board	17370	17402	34772	17171	17195	34366	13917	14974	28891	81.05%	87.08%	84.07%
12	Haryana	Board of School Education Haryana	32405	34021	66426	32097	33809	65906	25948	29385	55333	80.84%	86.91%	83.96%
13	Himachal Pradesh	H.P. Board of School Education	11957	11912	23869	11890	11875	23765	10864	11203	22067	91.37%	94.34%	92.86%
14	Jammu and Kashmir	The Jammu & Kashmir State Board of School Education	3529	3474	7003	3529	3474	7003	2267	2428	4695	64.24%	69.89%	67.04%
15	Jharkhand	Jharkhand Academic Council, Ranchi	5298	5025	10323	5156	4868	10024	4936	4722	9658	95.73%	97.00%	96.35%
16	Karnataka	Department of Pre-University Education, Karnataka	56154	55673	111827	56055	55610	111665	33728	38914	72642	60.17%	69.98%	65.05%
17	Kerala	Kerala Higher Secondary Board	18274	18828	37102	17474	18498	35972	9977	13856	23833	57.10%	74.91%	66.25%
18		State Board of Vocational Higher Secondary, Kerala	1568	1188	2756	1538	1168	2706	998	886	1884	64.89%	75.86%	69.62%
19	Madhya Pradesh	Board of Secondary Education, Madhya Pradesh	62851	54472	117323	61161	53530	114691	43300	41689	84989	70.80%	77.88%	74.10%
20		Maharshi Patanjali Sanskrit Sansthan, Bhopal (Madhya Pradesh)	179	128	307	154	110	264	126	88	214	81.82%	80.00%	81.06%

Sl. No.	State	Name of the Board	RESULTS OF HIGHER SECONDARY EXAMINATION- 2022																	
			Table 11- Examination Results - Over ALL Management wise - Scheduled Caste																	
			Registered									Number of Students			Passed					
			+Private)			(Regular			+Private)			(Regular			Annual (including supplementary)			Pass Percentage		
			Boys	Girls	Total	Boys	Girls	Total	Boys	Girls	Total	Boys	Girls	Total	Boys	Girls	Total			
21	Maharashtra	Maharashtra State Board of Secondary & Higher Secondary Education	106867	92242	199109	106005	91459	197464	96008	85668	181676	90.57%	93.67%	92.00%						
22	Manipur	Council of Higher Secondary Education, Manipur	789	775	1564	777	761	1538	762	754	1516	98.07%	99.08%	98.57%						
23	Meghalaya	Meghalaya Board of School Education	85	71	156	84	71	155	67	62	129	79.76%	87.32%	83.23%						
24	Mizoram	Mizoram Board of School Education	11	13	24	11	13	24	10	11	21	90.91%	84.62%	87.50%						
25	Nagaland	Nagaland Board of School Education	98	78	176	98	76	174	74	62	136	75.51%	81.58%	78.16%						
26	New Delhi	Rashtriya Sanskrit Sansthan New Delhi	68	56	124	57	45	102	55	40	95	96.49%	88.89%	93.14%						
27	Odisha	Council of Higher Secondary Education, Odisha																		
28	Punjab	Punjab School Education Board	69843	64130	133973	68969	63700	132669	66719	62501	129220	96.74%	98.12%	97.40%						
29	Rajasthan	Board of Secondary Education, Rajasthan	92870	78944	171814	90987	77976	168963	86701	75614	162315	95.29%	96.97%	96.07%						
30		Banasthali Vidyapith , Rajasthan#	2	24	26	2	24	26	2	24	26	100.00%	100.00%	100.00%						
31	Tamil Nadu	State Board of School Educaiton Tamil Nadu	110013	113654	223667	104405	107508	211913	77968	94649	172617	74.68%	88.04%	81.46%						
32	Telangana	Telangana State Board of Intermediate Education				36589	39488	76077	24957	32092	57049	68.21%	81.27%	74.99%						
33	Tripura	Tripura Board of Secondary Education				3133	3149	6282	3063	3086	6149	97.77%	98.00%	97.88%						
34	Uttar Pradesh	Madhyamik Shiksha Parishad Uttar Pradesh	275082	229042	504124	252093	217190	469283	199602	191113	390715	79.18%	87.99%	83.26%						
35		Aligarh Muslim University Board of Secondary & Sr.Secondary Education	32	19	51	32	19	51	32	19	51	100.00%	100.00%	100.00%						
36		U.P. Dayalbag Education Institute	29	40	69	29	40	69	29	40	69	100.00%	100.00%	100.00%						
37		UP Board of Secondary Sanskrit Education	1570	806	2376	1489	779	2268	1062	586	1648	71.32%	75.22%	72.66%						
38	Uttarakhand	Uttarakhand Board of School Education	14071	15325	29396	13820	15113	28933	10728	12442	23170	77.63%	82.33%	80.08%						
39		Uttarakhand Sanskriti Shiksha Parishad	33	14	47	28	12	40	24	11	35	85.71%	91.67%	87.50%						
40	West Bengal	West Bengal council of Higher Secondary Education	89611	100351	189962	86816	96570	183386	77626	83687	161313	89.41%	86.66%	87.96%						
41		West Bengal Board of Madrasah Education																		
Total			1224900	1132359	2357259	1220571	1147093	2367664	979242	985317	1964559	80.23%	85.90%	82.97%						

The Institute is mainly meant for Women, Boys enrolment pertains to wards of the staff.
Black cell indicates that either system does not exist or information is not available.

Sl. No.	State	Name of the Board	RESULTS OF HIGHER SECONDARY EXAMINATION- 2022								
			Table 12- Examination Results - Over ALL Management wise - Scheduled Caste								
			Total Number of Students Passed			Out of the Total, Number of Students passed with marks			Percentage of Students passed with marks		
						60% & above			60% & above		
			Boys	Girls	Total	Boys	Girls	Total	Boys	Girls	Total
1	Central	Central Board of Secondary Education, New Delhi	60932	51957	112889	46837	42574	89411	76.87%	81.94%	79.20%
2		Council for the Indian School Certificate Examinations, New Delhi	2473	2109	4582	2104	1895	3999	85.08%	89.85%	87.28%
3	Andhra Pradesh	Andhra Pradesh, Board of Intermediate Education	23353	32525	55878	11700	20483	32183	50.10%	62.98%	57.60%
4	Assam	Assam Higher Secondary Education Council	6655	6932	13587	1672	1792	3464	25.12%	25.85%	25.49%
5	Bihar	Bihar School Examination Board, Patna	78949	72213	151162	26925	21141	48066	34.10%	29.28%	31.80%
6		Bihar State Madrasa Education Board, Patna	7	22	29	1	6	7	14.29%	27.27%	24.14%
7	Chhattisgarh	Chhattisgarh Board of Secondary Education	15114	18734	33848	4282	6921	11203	28.33%	36.94%	33.10%
8		Chhattisgarh Madarsa Board, Raipur									
9		Chhattisgarh Sanskriti Vidya Mandalam, Raipur	64	49	113	52	45	97	81.25%	91.84%	85.84%
10	Goa	Goa Board of Secondary & Higher Secondary Education	145	170	315	65	115	180	44.83%	67.65%	57.14%
11	Gujarat	Gujarat Secondary & Higher Secondary Education Board	13917	14974	28891	5854	8362	14216	42.06%	55.84%	49.21%
12	Haryana	Board of School Education Haryana	25948	29385	55333	21189	26650	47839	81.66%	90.69%	86.46%
13	Himachal Pradesh	H.P. Board of School Education	10864	11203	22067	8398	10059	18457	77.30%	89.79%	83.64%
14	Jammu and Kashmir	The Jammu & Kashmir State Board of School Education	2267	2428	4695	1439	1666	3105	63.48%	68.62%	66.13%
15	Jharkhand	Jharkhand Academic Council, Ranchi	4936	4722	9658	3209	3014	6223	65.01%	63.83%	64.43%
16	Karnataka	Department of Pre-University Education, Karnataka	33728	38914	72642	16842	24073	40915	49.93%	61.86%	56.32%
17	Kerala	Kerala Higher Secondary Board	9977	13856	23833	6936	12513	19449	69.52%	90.31%	81.61%
18		State Board of Vocational Higher Secondary, Kerala	998	886	1884	626	777	1403	62.73%	87.70%	74.47%
19	Madhya Pradesh	Board of Secondary Education, Madhya Pradesh	43300	41689	84989	23533	25753	49286	54.35%	61.77%	57.99%
20		Maharshi Patanjali Sanskrit Sansthan, Bhopal (Madhya Pradesh)	126	88	214	76	47	123	60.32%	53.41%	57.48%

Sl. No.	State	Name of the Board	RESULTS OF HIGHER SECONDARY EXAMINATION- 2022								
			Table 12- Examination Results - Over ALL Management wise - Scheduled Caste								
			Total Number of Students Passed			Out of the Total, Number of Students passed with marks			Percentage of Students passed with marks		
						60% & above			60% & above		
			Boys	Girls	Total	Boys	Girls	Total	Boys	Girls	Total
21	Maharashtra	Maharashtra State Board of Secondary & Higher Secondary Education	96008	85668	181676	42068	48340	90408	43.82%	56.43%	49.76%
22	Manipur	Council of Higher Secondary Education, Manipur	762	754	1516	221	323	544	29.00%	42.84%	35.88%
23	Meghalaya	Meghalaya Board of School Education	67	62	129	11	13	24	16.42%	20.97%	18.60%
24	Mizoram	Mizoram Board of School Education	10	11	21	6	10	16	60.00%	90.91%	76.19%
25	Nagaland	Nagaland Board of School Education	74	62	136	52	36	88	70.27%	58.06%	64.71%
26	New Delhi	Rashtriya Sanskrit Sansthan New Delhi	55	40	95	31	23	54	56.36%	57.50%	56.84%
27	Odisha	Council of Higher Secondary Education, Odisha									
28	Punjab	Punjab School Education Board	66719	62501	129220	46839	53689	100528	70.20%	85.90%	77.80%
29	Rajasthan	Board of Secondary Education, Rajasthan	86701	75614	162315	44495	46147	90642	51.32%	61.03%	55.84%
30		Banasthali Vidyapith , Rajasthan#	2	24	26	2	24	26	100.00%	100.00%	100.00%
31	Tamil Nadu	State Board of School Educaiton Tamil Nadu	77968	94649	172617	25932	48107	74039	33.26%	50.83%	42.89%
32	Telangana	Telangana State Board of Intermediate Education	24957	32092	57049	15079	24053	39132	60.42%	74.95%	68.59%
33	Tripura	Tripura Board of Secondary Education	3063	3086	6149	1765	2242	4007	57.62%	72.65%	65.17%
34	Uttar Pradesh	Madhyamik Shiksha Parishad Uttar Pradesh	199602	191113	390715	73455	85446	158901	36.80%	44.71%	40.67%
35		Aligarh Muslim University Board of Secondary & Sr.Secondary Education	32	19	51	0	0	0	0.00%	0.00%	0.00%
36		U.P. Dayalbag Education Institute	29	40	69	28	38	66	96.55%	95.00%	95.65%
37		UP Board of Secondary Sanskrit Education	1062	586	1648	755	443	1198	71.09%	75.60%	72.69%
38	Uttarakhand	Uttarakhand Board of School Education	10728	12442	23170	2193	3409	5602	20.44%	27.40%	24.18%
39		Uttarakhand Sanskriti Shiksha Parishad	24	11	35	16	2	18	66.67%	18.18%	51.43%
40	West Bengal	West Bengal council of Higher Secondary Education	77626	83687	161313	55142	62348	117490	71.04%	74.50%	72.83%
41		West Bengal Board of Madrasah Education									
Total			979242	985317	1964559	489830	582579	1072409	50.02%	59.13%	54.59%

The Institute is mainly meant for Women, Boys enrolment pertains to wards of the staff.
Black cell indicates that either system does not exist or information is not available.

RESULTS OF HIGHER SECONDARY EXAMINATION- 2022														
Table 13 - Examination Results -Government Scheduled Caste/Scheduled Caste														
Sl. No.	State	Name of the Board	Number of Students											
			Registered			Appeared			Passed			Pass Percentage		
			+Private)			+Private)			Annual (including supplementary)					
			Boys	Girls	Total	Boys	Girls	Total	Boys	Girls	Total	Boys	Girls	Total
1	Central	Central Board of Secondary Education, New Delhi	15753	18099	33852	15659	18019	33678	14454	16993	31447	92.30%	94.31%	93.38%
2		Council for the Indian School Certificate Examinations, New Delhi	3	2	5	3	2	5	3	2	5	100.00%	100.00%	100.00%
3	Andhra Pradesh	Andhra Pradesh, Board of Intermediate Education	16569	21165	37734	16569	21165	37734	8201	13837	22038	49.50%	65.38%	58.40%
4	Assam	Assam Higher Secondary Education Council												
5	Bihar	Bihar School Examination Board, Patna	82532	73021	155553	73983	66940	140923	55851	51261	107112	75.49%	76.58%	76.01%
6		Bihar State Madrasa Education Board, Patna												
7	Chhattisgarh	Chhattisgarh Board of Secondary Education	14737	18503	33240	14339	18219	32558	11704	15551	27255	81.62%	85.36%	83.71%
8		Chhattisgarh Madarsa Board, Raipur												
9		Chhattisgarh Sanskriti Vidya Mandalam, Raipur												
10	Goa	Goa Board of Secondary & Higher Secondary Education	15	15	30	15	15	30	12	14	26	80.00%	93.33%	86.67%
11	Gujarat	Gujarat Secondary & Higher Secondary Education Board	933	1335	2268	912	1318	2230	736	1208	1944	80.70%	91.65%	87.17%
12	Haryana	Board of School Education Haryana	24828	28617	53445	24686	28492	53178	19722	24473	44195	79.89%	85.89%	83.11%
13	Himachal Pradesh	H.P. Board of School Education	10791	11089	21880	10733	11054	21787	9736	10399	20135	90.71%	94.07%	92.42%
14	Jammu and Kashmir	The Jammu & Kashmir State Board of School Education	2199	2527	4726	2199	2527	4726	1207	1612	2819	54.89%	63.79%	59.65%
15	Jharkhand	Jharkhand Academic Council, Ranchi												
16	Karnataka	Department of Pre-University Education, Karnataka	21389	23389	44778	21383	23383	44766	9903	13966	23869	46.31%	59.73%	53.32%
17	Kerala	Kerala Higher Secondary Board	9162	9279	18441	8695	9106	17801	4712	6708	11420	54.19%	73.67%	64.15%
18		State Board of Vocational Higher Secondary, Kerala	866	715	1581	856	707	1563	546	532	1078	63.79%	75.25%	68.97%
19	Madhya Pradesh	Board of Secondary Education, Madhya Pradesh	44148	42120	86268	43043	41468	84511	30840	32354	63194	71.65%	78.02%	74.78%
20		Maharshi Patanjali Sanskrit Sansthan, Bhopal (Madhya Pradesh)	16	22	38	13	18	31	6	14	20	46.15%	77.78%	64.52%

RESULTS OF HIGHER SECONDARY EXAMINATION- 2022															
Table 13 - Examination Results -Government Scheduled Caste/Scheduled Caste															
Sl. No.	State	Name of the Board	Number of Students												
			Registered			Appeared			Passed			Pass Percentage			
			+Private)			+Private)			Annual (including supplementary)						
			Boys	Girls	Total	Boys	Girls	Total	Boys	Girls	Total	Boys	Girls	Total	
21	Maharashtra	Maharashtra State Board of Secondary & Higher Secondary Education													
22	Manipur	Council of Higher Secondary Education, Manipur	181	251	432	179	245	424	177	244	421	98.88%	99.59%	99.29%	
23	Meghalaya	Meghalaya Board of School Education	10	3	13	10	3	13	7	1	8	70.00%	33.33%	61.54%	
24	Mizoram	Mizoram Board of School Education	1	4	5	1	4	5	1	3	4	100.00%	75.00%	80.00%	
25	Nagaland	Nagaland Board of School Education	13	13	26	13	13	26	8	9	17	61.54%	69.23%	65.38%	
26	New Delhi	Rashtriya Sanskrit Sansthan New Delhi	6	8	14	6	8	14	6	7	13	100.00%	87.50%	92.86%	
27	Odisha	Council of Higher Secondary Education, Odisha													
28	Punjab	Punjab School Education Board	54231	52834	107065	53861	52546	106407	52736	51816	104552	97.91%	98.61%	98.26%	
29	Rajasthan	Board of Secondary Education, Rajasthan	65532	62395	127927	64219	61647	125866	61824	59920	121744	96.27%	97.20%	96.73%	
30		Banasthali Vidyapith , Rajasthan#													
31	Tamil Nadu	State Board of School Education Tamil Nadu	51979	62481	114460	48659	57960	106619	38830	52592	91422	79.80%	90.74%	85.75%	
32	Telangana	Telangana State Board of Intermediate Education				10253	7573	17826	6847	5674	12521	66.78%	74.92%	70.24%	
33	Tripura	Tripura Board of Secondary Education													
34	Uttar Pradesh	Madhyamik Shiksha Parishad Uttar Pradesh	9162	14429	23591	8888	14138	23026	7533	12674	20207	84.75%	89.64%	87.76%	
35		Aligarh Muslim University Board of Secondary & Sr.Secondary Education													
36		U.P. Dayalbag Education Institute													
37		UP Board of Secondary Sanskrit Education													
38	Uttarakhand	Uttarakhand Board of School Education	8126	10107	18233	8025	9976	18001	6469	8324	14793	80.61%	83.44%	82.18%	
39		Uttarakhand Sanskriti Shiksha Parishad	2	0	2	2	0	2	1	0	1	50.00%		50.00%	
40	West Bengal	West Bengal council of Higher Secondary Education	593	239	832	590	238	828	584	224	808	98.98%	94.12%	97.58%	
41		West Bengal Board of Madrasah Education													
Total			433777	452662	886439	427794	446784	874578	342656	380412	723068	80.10%	85.14%	82.68%	

The Institute is mainly meant for Women, Boys enrolment pertains to wards of the staff.
Black cell indicates that either system does not exist or information is not available.

RESULTS OF HIGHER SECONDARY EXAMINATION- 2022											
Table 14- Examination Results - Government Scheduled Caste/Scheduled Caste											
Sl. No.	State	Name of the Board	Total Number of Students Passed			Out of the Total, Number of Students passed with marks			Percentage of Students passed with marks		
						60% & above			60% & above		
			Boys	Girls	Total	Boys	Girls	Total	Boys	Girls	Total
1	Central	Central Board of Secondary Education, New Delhi	14454	16993	31447	7832	11005	18837	54.19%	64.76%	59.90%
2		Council for the Indian School Certificate Examinations, New Delhi	3	2	5	3	2	5	100.00%	100.00%	100.00%
3	Andhra Pradesh	Andhra Pradesh, Board of Intermediate Education	8201	13837	22038	3578	8381	11959	43.63%	60.57%	54.27%
4	Assam	Assam Higher Secondary Education Council									
5	Bihar	Bihar School Examination Board, Patna	55851	51261	107112	19996	15553	35549	35.80%	30.34%	33.19%
6		Bihar State Madrasa Education Board, Patna									
7	Chhattisgarh	Chhattisgarh Board of Secondary Education	11704	15551	27255	2912	5159	8071	24.88%	33.17%	29.61%
8		Chhattisgarh Madarsa Board, Raipur									
9		Chhattisgarh Sanskriti Vidya Mandalam, Raipur									
10	Goa	Goa Board of Secondary & Higher Secondary Education	12	14	26	4	10	14	33.33%	71.43%	53.85%
11	Gujarat	Gujarat Secondary & Higher Secondary Education Board	736	1208	1944	331	824	1155	44.97%	68.21%	59.41%
12	Haryana	Board of School Education Haryana	19722	24473	44195	15649	21917	37566	79.35%	89.56%	85.00%
13	Himachal Pradesh	H.P. Board of School Education	9736	10399	20135	7347	9266	16613	75.46%	89.10%	82.51%
14	Jammu and Kashmir	The Jammu & Kashmir State Board of School Education	1207	1612	2819	825	1148	1973	68.35%	71.22%	69.99%
15	Jharkhand	Jharkhand Academic Council, Ranchi									
16	Karnataka	Department of Pre-University Education, Karnataka	9903	13966	23869	3410	6565	9975	34.43%	47.01%	41.79%
17	Kerala	Kerala Higher Secondary Board	4712	6708	11420	3149	6048	9197	66.83%	90.16%	80.53%
18		State Board of Vocational Higher Secondary, Kerala	546	532	1078	368	477	845	67.40%	89.66%	78.39%
19	Madhya Pradesh	Board of Secondary Education, Madhya Pradesh	30840	32354	63194	15982	19068	35050	51.82%	58.94%	55.46%
20		Maharshi Patanjali Sanskrit Sansthan, Bhopal (Madhya Pradesh)	6	14	20	0	2	2	0.00%	14.29%	10.00%

RESULTS OF HIGHER SECONDARY EXAMINATION- 2022											
Table 14- Examination Results - Government Scheduled Caste-Scheduled Caste											
Sl. No.	State	Name of the Board	Total Number of Students Passed			Out of the Total, Number of Students passed with marks			Percentage of Students passed with marks		
						60% & above			60% & above		
			Boys	Girls	Total	Boys	Girls	Total	Boys	Girls	Total
21	Maharashtra	Maharashtra State Board of Secondary & Higher Secondary Education									
22	Manipur	Council of Higher Secondary Education, Manipur	177	244	421	15	60	75	8.47%	24.59%	17.81%
23	Meghalaya	Meghalaya Board of School Education	7	1	8	0	0	0	0.00%	0.00%	0.00%
24	Mizoram	Mizoram Board of School Education	1	3	4	1	2	3	100.00%	66.67%	75.00%
25	Nagaland	Nagaland Board of School Education	8	9	17	4	2	6	50.00%	22.22%	35.29%
26	New Delhi	Rashtriya Sanskrit Sansthan New Delhi	6	7	13	3	4	7	50.00%	57.14%	53.85%
27	Odisha	Council of Higher Secondary Education, Odisha									
28	Punjab	Punjab School Education Board	52736	51816	104552	38073	45393	83466	72.20%	87.60%	79.83%
29	Rajasthan	Board of Secondary Education, Rajasthan	61824	59920	121744	28130	33605	61735	45.50%	56.08%	50.71%
30		Banasthali Vidyapith , Rajasthan#									
31	Tamil Nadu	State Board of School Educaiton Tamil Nadu	38830	52592	91422	8570	20462	29032	22.07%	38.91%	31.76%
32	Telangana	Telangana State Board of Intermediate Education	6847	5674	12521	3292	3467	6759	48.08%	61.10%	53.98%
33	Tripura	Tripura Board of Secondary Education									
34		Madhyamik Shiksha Parishad Uttar Pradesh	7533	12674	20207	3414	5668	9082	45.32%	44.72%	44.94%
35	Uttar Pradesh	Aligarh Muslim University Board of Secondary & Sr.Secondary Education									
36		U.P. Dayalbag Education Institute									
37		UP Board of Secondary Sanskrit Education									
38	Uttarakhand	Uttarakhand Board of School Education	6469	8324	14793	1188	1936	3124	18.36%	23.26%	21.12%
39		Uttarakhand Sanskriti Shiksha Parishad	1	0	1	0	0	0	0.00%		0.00%
40	West Bengal	West Bengal council of Higher Secondary Education	584	224	808	556	203	759	95.21%	90.63%	93.94%
41		West Bengal Board of Madrasah Education									
Total			342656	380412	723068	164632	216227	380859	48.05%	56.84%	52.67%

The Institute is mainly meant for Women, Boys enrolment pertains to wards of the staff.
Black cell indicates that either system does not exist or information is not available.

RESULTS OF HIGHER SECONDARY EXAMINATION- 2022														
Table 15 - Examination Results -Government Aided Scheduled Castechool -Scheduled Caste														
Sl. No.	State	Name of the Board	Number of Students											
			Registered (Regular +Private)			Appeared (Regular +Private)			Passed			Pass Percentage		
									Annual (including supplementary)					
			Boys	Girls	Total	Boys	Girls	Total	Boys	Girls	Total	Boys	Girls	Total
1	Central	Central Board of Secondary Education, New Delhi	1338	1338	2676	1337	1336	2673	1254	1262	2516	93.79%	94.46%	94.13%
2		Council for the Indian School Certificate Examinations,New Delhi	17	17	34	17	17	34	17	17	34	100.00%	100.00%	100.00%
3	Andhra Pradesh	Andhra Pradesh, Board of Intermediate Education	4947	4796	9743	4947	4796	9743	1606	2682	4288	32.46%	55.92%	44.01%
4	Assam	Assam Higher Secondary Education Council												
5	Bihar	Bihar School Examination Board, Patna	31637	28255	59892	28071	25307	53378	20682	19083	39765	73.68%	75.41%	74.50%
6		Bihar State Madrasa Education Board, Patna	7	18	25	7	18	25	7	18	25	100.00%	100.00%	100.00%
7	Chhattisgarh	Chhattisgarh Board of Secondary Education												
8		Chhattisgarh Madarsa Board, Raipur												
9		Chhattisgarh Sanskriti Vidya Mandalam, Raipur	4	6	10	4	6	10	4	6	10	100.00%	100.00%	100.00%
10	Goa	Goa Board of Secondary & Higher Secondary Education	145	164	309	145	163	308	133	155	288	91.72%	95.09%	93.51%
11	Gujarat	Gujarat Secondary & Higher Secondary Education Board	11059	11971	23030	10931	11811	22742	8878	10342	19220	81.22%	87.56%	84.51%
12	Haryana	Board of School Education Haryana												
13	Himachal Pradesh	H.P. Board of School Education												
14	Jammu and Kashmir	The Jammu & Kashmir State Board of School Education												
15	Jharkhand	Jharkhand Academic Council, Ranchi												
16	Karnataka	Department of Pre-University Education, Karnataka	11136	10067	21203	11104	10041	21145	6717	7082	13799	60.49%	70.53%	65.26%
17	Kerala	Kerala Higher Secondary Board	8748	9231	17979	8435	9088	17523	5149	6980	12129	61.04%	76.80%	69.22%
18		State Board of Vocational Higher Secondary, Kerala	702	473	1175	682	461	1143	452	354	806	66.28%	76.79%	70.52%
19	Madhya Pradesh	Board of Secondary Education, Madhya Pradesh												
20		Maharshi Patanjali Sanskrit Sansthan, Bhopal(Madhya Pradesh)												

RESULTS OF HIGHER SECONDARY EXAMINATION- 2022														
Table 15 - Examination Results -Government Aided Scheduled Caste/Scheduled Caste														
Sl. No.	State	Name of the Board	Number of Students											
			Registered			Appeared			Annual (including supplementary)			Passed		
			+Private)		(Regular	+Private)		(Regular				Pass Percentage		
			Boys	Girls	Total	Boys	Girls	Total	Boys	Girls	Total	Boys	Girls	Total
21	Maharashtra	Maharashtra State Board of Secondary & Higher Secondary Education												
22	Manipur	Council of Higher Secondary Education, Manipur												
23	Meghalaya	Meghalaya Board of School Education												
24	Mizoram	Mizoram Board of School Education	4	5	9	4	5	9	3	5	8	75.00%	100.00%	88.89%
25	Nagaland	Nagaland Board of School Education												
26	New Delhi	Rashtriya Sanskrit Sansthan New Delhi	7	6	13	7	6	13	7	5	12	100.00%	83.33%	92.31%
27	Odisha	Council of Higher Secondary Education, Odisha												
28	Punjab	Punjab School Education Board	5671	3810	9481	5576	3785	9361	5337	3652	8989	95.71%	96.49%	96.03%
29	Rajasthan	Board of Secondary Education, Rajasthan												
30		Banasthali Vidyapith , Rajasthan#												
31	Tamil Nadu	State Board of School Educaiton Tamil Nadu	20868	27284	48152	19851	26203	46054	17516	25273	42789	88.24%	96.45%	92.91%
32	Telangana	Telangana State Board of Intermediate Education				632	609	1241	287	445	732	45.41%	73.07%	58.98%
33	Tripura	Tripura Board of Secondary Education												
34	Uttar Pradesh	Madhyamik Shiksha Parishad Uttar Pradesh	99311	73182	172493	96263	71767	168030	76941	62582	139523	79.93%	87.20%	83.03%
35		Aligarh Muslim University Board of Secondary & Sr.Secondary Education												
36		U.P. Dayalbag Education Institute												
37	Uttarakhand	UP Board of Secondary Sanskrit Education	1243	630	1873	1178	615	1793	830	465	1295	70.46%	75.61%	72.23%
38		Uttarakhand Board of School Education	3753	3575	7328	3660	3523	7183	2702	2819	5521	73.83%	80.02%	76.86%
39		Uttarakhand Sanskriti Shiksha Parishad	31	14	45	26	12	38	23	11	34	88.46%	91.67%	89.47%
40	West Bengal	West Bengal council of Higher Secondary Education	88669	99772	188441	85886	96000	181886	76719	83149	159868	89.33%	86.61%	87.89%
41		West Bengal Board of Madrasah Education												
Total			289297	274614	563911	278763	265569	544332	225264	226387	451651	80.81%	85.25%	82.97%

The Institute is mainly meant for Women, Boys enrolment pertains to wards of the staff.
Black cell indicates that either system does not exist or information is not available.

RESULTS OF HIGHER SECONDARY EXAMINATION- 2022											
Table 16- Examination Results - Government Aided Scheduled Caste/ School - Scheduled Caste											
Sl. No.	State	Name of the Board	Total Number of Students Passed			Out of the Total, Number of Students passed with marks			Percentage of Students passed with marks		
			60% & above			60% & above					
			Boys	Girls	Total	Boys	Girls	Total	Boys	Girls	Total
1	Central	Central Board of Secondary Education, New Delhi	1254	1262	2516	689	917	1606	54.94%	72.66%	63.83%
2		Council for the Indian School Certificate Examinations, New Delhi	17	17	34	16	17	33	94.12%	100.00%	97.06%
3	Andhra Pradesh	Andhra Pradesh, Board of Intermediate Education	1606	2682	4288	397	1195	1592	24.72%	44.56%	37.13%
4	Assam	Assam Higher Secondary Education Council									
5	Bihar	Bihar School Examination Board, Patna	20682	19083	39765	6274	5155	11429	30.34%	27.01%	28.74%
6		Bihar State Madrasa Education Board, Patna	7	18	25	1	6	7	14.29%	33.33%	28.00%
7	Chhattisgarh	Chhattisgarh Board of Secondary Education									
8		Chhattisgarh Madarsa Board, Raipur									
9		Chhattisgarh Sanskriti Vidya Mandalam, Raipur	4	6	10	3	5	8	75.00%	83.33%	80.00%
10	Goa	Goa Board of Secondary & Higher Secondary Education	133	155	288	61	104	165	45.86%	67.10%	57.29%
11	Gujarat	Gujarat Secondary & Higher Secondary Education Board	8878	10342	19220	3671	5853	9524	41.35%	56.59%	49.55%
12	Haryana	Board of School Education Haryana									
13	Himachal Pradesh	H.P. Board of School Education									
14	Jammu and Kashmir	The Jammu & Kashmir State Board of School Education									
15	Jharkhand	Jharkhand Academic Council, Ranchi									
16	Karnataka	Department of Pre-University Education, Karnataka	6717	7082	13799	2922	4107	7029	43.50%	57.99%	50.94%
17	Kerala	Kerala Higher Secondary Board	5149	6980	12129	3696	6321	10017	71.78%	90.56%	82.59%
18		State Board of Vocational Higher Secondary, Kerala	452	354	806	258	300	558	57.08%	84.75%	69.23%
19	Madhya Pradesh	Board of Secondary Education, Madhya Pradesh									
20		Maharshi Patanjali Sanskrit Sansthan, Bhopal (Madhya Pradesh)									

RESULTS OF HIGHER SECONDARY EXAMINATION- 2022											
Table 16- Examination Results - Government Aided Scheduled Caste/ Scheduled Caste											
Sl. No.	State	Name of the Board	Total Number of Students Passed			Out of the Total, Number of Students passed with marks			Percentage of Students passed with marks		
						60% & above			60% & above		
			Boys	Girls	Total	Boys	Girls	Total	Boys	Girls	Total
21	Maharashtra	Maharashtra State Board of Secondary & Higher Secondary Education									
22	Manipur	Council of Higher Secondary Education, Manipur									
23	Meghalaya	Meghalaya Board of School Education									
24	Mizoram	Mizoram Board of School Education	3	5	8	2	5	7	66.67%	100.00%	87.50%
25	Nagaland	Nagaland Board of School Education									
26	New Delhi	Rashtriya Sanskrit Sansthan New Delhi	7	5	12	4	1	5	57.14%	20.00%	41.67%
27	Odisha	Council of Higher Secondary Education, Odisha									
28	Punjab	Punjab School Education Board	5337	3652	8989	3071	2661	5732	57.54%	72.86%	63.77%
29	Rajasthan	Board of Secondary Education, Rajasthan									
30		Banasthali Vidyapith , Rajasthan#									
31	Tamil Nadu	State Board of School Educaiton Tamil Nadu	17516	25273	42789	6202	15752	21954	35.41%	62.33%	51.31%
32	Telangana	Telangana State Board of Intermediate Education	287	445	732	87	257	344	30.31%	57.75%	46.99%
33	Tripura	Tripura Board of Secondary Education									
34	Uttar Pradesh	Madhyamik Shiksha Parishad Uttar Pradesh	76941	62582	139523	30609	26370	56979	39.78%	42.14%	40.84%
35		Aligarh Muslim University Board of Secondary & Sr.Secondary Education									
36		U.P. Dayalbag Education Institute									
37		UP Board of Secondary Sanskrit Education	830	465	1295	568	340	908	68.43%	73.12%	70.12%
38	Uttarakhand	Uttarakhand Board of School Education	2702	2819	5521	591	913	1504	21.87%	32.39%	27.24%
39		Uttarakhand Sanskriti Shiksha Parishad	23	11	34	16	2	18	69.57%	18.18%	52.94%
40	West Bengal	West Bengal council of Higher Secondary Education	76719	83149	159868	54316	61896	116212	70.80%	74.44%	72.69%
41		West Bengal Board of Madrasah Education									
Total			225264	226387	451651	113454	132177	245631	50.36%	58.39%	54.39%

The Institute is mainly meant for Women, Boys enrolment pertains to wards of the staff.
Black cell indicates that either system does not exist or information is not available.

RESULTS OF HIGHER SECONDARY EXAMINATION- 2022														
Table 17 - Examination Results -Private Un-Aided Scheduled Castechool -Scheduled Caste														
Sl. No.	State	Name of the Board	Number of Students											
			Registered (Regular +Private)			Appeared (Regular +Private)			Annual (including supplementary)			Passed		
			Boys	Girls	Total	Boys	Girls	Total	Boys	Girls	Total	Boys	Girls	Total
1	Central	Central Board of Secondary Education, New Delhi	36609	26452	63061	36309	26320	62629	31294	23716	55010	86.19%	90.11%	87.83%
2		Council for the Indian School Certificate Examinations,New Delhi	2479	2100	4579	2472	2099	4571	2453	2090	4543	99.23%	99.57%	99.39%
3	Andhra Pradesh	Andhra Pradesh, Board of Intermediate Education	23761	23021	46782	23761	23021	46782	13546	16006	29552	57.01%	69.53%	63.17%
4	Assam	Assam Higher Secondary Education Council												
5	Bihar	Bihar School Examination Board, Patna	4052	3140	7192	3672	2881	6553	2416	1869	4285	65.80%	64.87%	65.39%
6		Bihar State Madrasa Education Board, Patna	0	4	4	0	4	4	0	4	4		100.00%	100.00%
7	Chhattisgarh	Chhattisgarh Board of Secondary Education	4832	4081	8913	4762	4037	8799	3410	3183	6593	71.61%	78.85%	74.93%
8		Chhattisgarh Madarsa Board, Raipur												
9		Chhattisgarh Sanskriti Vidya Mandalam, Raipur	60	43	103	60	43	103	60	43	103	100.00%	100.00%	100.00%
10	Goa	Goa Board of Secondary & Higher Secondary Education	0	1	1	0	1	1	0	1	1		100.00%	100.00%
11	Gujarat	Gujarat Secondary & Higher Secondary Education Board	5312	4032	9344	5262	4002	9264	4257	3372	7629	80.90%	84.26%	82.35%
12	Haryana	Board of School Education Haryana	7577	5404	12981	7411	5317	12728	6226	4912	11138	84.01%	92.38%	87.51%
13	Himachal Pradesh	H.P. Board of School Education	1166	823	1989	1157	821	1978	1128	804	1932	97.49%	97.93%	97.67%
14	Jammu and Kashmir	The Jammu & Kashmir State Board of School Education	1330	947	2277	1330	947	2277	1060	816	1876	79.70%	86.17%	82.39%
15	Jharkhand	Jharkhand Academic Council, Ranchi												
16	Karnataka	Department of Pre-University Education, Karnataka	23629	22217	45846	23568	22186	45754	17108	17866	34974	72.59%	80.53%	76.44%
17	Kerala	Kerala Higher Secondary Board	101	135	236	100	134	234	85	119	204	85.00%	88.81%	87.18%
18		State Board of Vocational Higher Secondary, Kerala												
19	Madhya Pradesh	Board of Secondary Education, Madhya Pradesh	18703	12352	31055	18118	12062	30180	12460	9335	21795	68.77%	77.39%	72.22%
20		Maharshi Patanjali Sanskrit Sansthan,Bhopal(Madhya Pradesh)	163	106	269	141	92	233	120	74	194	85.11%	80.43%	83.26%

RESULTS OF HIGHER SECONDARY EXAMINATION- 2022														
Table 17 - Examination Results -Private Un-Aided Scheduled Castechool -Scheduled Caste														
Sl. No.	State	Name of the Board	Number of Students											
			Registered			Appeared			Annual (including supplementary)			Passed		
			+Private)			+Private)						Pass Percentage		
			Boys	Girls	Total	Boys	Girls	Total	Boys	Girls	Total	Boys	Girls	Total
21	Maharashtra	Maharashtra State Board of Secondary & Higher Secondary Education												
22	Manipur	Council of Higher Secondary Education, Manipur	608	524	1132	598	516	1114	585	510	1095	97.83%	98.84%	98.29%
23	Meghalaya	Meghalaya Board of School Education												
24	Mizoram	Mizoram Board of School Education	6	4	10	6	4	10	6	3	9	100.00%	75.00%	90.00%
25	Nagaland	Nagaland Board of School Education	85	65	150	85	63	148	66	53	119	77.65%	84.13%	80.41%
26	New Delhi	Rashtriya Sanskrit Sansthan New Delhi	55	42	97	44	31	75	42	28	70	95.45%	90.32%	93.33%
27	Odisha	Council of Higher Secondary Education, Odisha												
28	Punjab	Punjab School Education Board	7687	6106	13793	7386	6012	13398	6705	5721	12426	90.78%	95.16%	92.75%
29	Rajasthan	Board of Secondary Education, Rajasthan	26191	16194	42385	25746	16019	41765	24469	15579	40048	95.04%	97.25%	95.89%
30		Banasthali Vidyapith , Rajasthan#	2	24	26	2	24	26	2	24	26	100.00%	100.00%	100.00%
31	Tamil Nadu	State Board of School Educaiton Tamil Nadu	37166	23889	61055	35895	23345	59240	21622	16784	38406	60.24%	71.90%	64.83%
32	Telangana	Telangana State Board of Intermediate Education				18697	16304	35001	11867	12711	24578	63.47%	77.96%	70.22%
33	Tripura	Tripura Board of Secondary Education												
34	Uttar Pradesh	Madhyamik Shiksha Parishad Uttar Pradesh	151727	132997	284724	133586	123726	257312	103140	108799	211939	77.21%	87.94%	82.37%
35		Aligarh Muslim University Board of Secondary & Sr.Secondary Education	32	19	51	32	19	51	32	19	51	100.00%	100.00%	100.00%
36		U.P. Dayalbag Education Institute	29	40	69	29	40	69	29	40	69	100.00%	100.00%	100.00%
37		UP Board of Secondary Sanskrit Education	327	176	503	311	164	475	232	121	353	74.60%	73.78%	74.32%
38	Uttarakhand	Uttarakhand Board of School Education	2192	1643	3835	2135	1614	3749	1557	1299	2856	72.93%	80.48%	76.18%
39		Uttarakhand Sanskriti Shiksha Parishad												
40	West Bengal	West Bengal council of Higher Secondary Education	349	340	689	340	332	672	323	314	637	95.00%	94.58%	94.79%
41		West Bengal Board of Madrasah Education												
Total			356230	286921	643151	353015	292180	645195	266300	246215	512515	75.44%	84.27%	79.44%

The Institute is mainly meant for Women, Boys enrolment pertains to wards of the staff.
Black cell indicates that either system does not exist or information is not available.

Sl. No.	State	Name of the Board	RESULTS OF HIGHER SECONDARY EXAMINATION- 2022								
			Table 18- Examination Results - Private Un-Aided Scheduled Caste/School -Scheduled Caste								
			Total Number of Students Passed			Out of the Total, Number of Students passed with marks			Percentage of Students passed with marks		
						60% & above			60% & above		
			Boys	Girls	Total	Boys	Girls	Total	Boys	Girls	Total
1	Central	Central Board of Secondary Education, New Delhi	31294	23716	55010	25904	21477	47381	82.78%	90.56%	86.13%
2		Council for the Indian School Certificate Examinations, New Delhi	2453	2090	4543	2085	1876	3961	85.00%	89.76%	87.19%
3	Andhra Pradesh	Andhra Pradesh, Board of Intermediate Education	13546	16006	29552	7725	10907	18632	57.03%	68.14%	63.05%
4	Assam	Assam Higher Secondary Education Council									
5	Bihar	Bihar School Examination Board, Patna	2416	1869	4285	655	433	1088	27.11%	23.17%	25.39%
6		Bihar State Madrasa Education Board, Patna	0	4	4					0.00%	0.00%
7	Chhattisgarh	Chhattisgarh Board of Secondary Education	3410	3183	6593	1370	1762	3132	40.18%	55.36%	47.50%
8		Chhattisgarh Madarsa Board, Raipur									
9		Chhattisgarh Sanskriti Vidya Mandalam, Raipur	60	43	103	49	40	89	81.67%	93.02%	86.41%
10	Goa	Goa Board of Secondary & Higher Secondary Education	0	1	1	0	1	1		100.00%	100.00%
11	Gujarat	Gujarat Secondary & Higher Secondary Education Board	4257	3372	7629	1832	1663	3495	43.04%	49.32%	45.81%
12	Haryana	Board of School Education Haryana	6226	4912	11138	5540	4733	10273	88.98%	96.36%	92.23%
13	Himachal Pradesh	H.P. Board of School Education	1128	804	1932	1051	793	1844	93.17%	98.63%	95.45%
14	Jammu and Kashmir	The Jammu & Kashmir State Board of School Education	1060	816	1876	614	518	1132	57.92%	63.48%	60.34%
15	Jharkhand	Jharkhand Academic Council, Ranchi									
16	Karnataka	Department of Pre-University Education, Karnataka	17108	17866	34974	10510	13401	23911	61.43%	75.01%	68.37%
17	Kerala	Kerala Higher Secondary Board	85	119	204	79	119	198	92.94%	100.00%	97.06%
18		State Board of Vocational Higher Secondary, Kerala									
19	Madhya Pradesh	Board of Secondary Education, Madhya Pradesh	12460	9335	21795	7551	6685	14236	60.60%	71.61%	65.32%
20		Maharshi Patanjali Sanskrit Sansthan, Bhopal (Madhya Pradesh)	120	74	194	76	45	121	63.33%	60.81%	62.37%

RESULTS OF HIGHER SECONDARY EXAMINATION- 2022											
Table 18- Examination Results - Private Un-Aided Scheduled Castechool -Scheduled Caste											
Sl. No.	State	Name of the Board	Total Number of Students Passed			Out of the Total, Number of Students passed with marks			Percentage of Students passed with marks		
						60% & above			60% & above		
			Boys	Girls	Total	Boys	Girls	Total	Boys	Girls	Total
21	Maharashtra	Maharashtra State Board of Secondary & Higher Secondary Education									
22	Manipur	Council of Higher Secondary Education, Manipur	585	510	1095	206	263	469	35.21%	51.57%	42.83%
23	Meghalaya	Meghalaya Board of School Education									
24	Mizoram	Mizoram Board of School Education	6	3	9	3	3	6	50.00%	100.00%	66.67%
25	Nagaland	Nagaland Board of School Education	66	53	119	48	34	82	72.73%	64.15%	68.91%
26	New Delhi	Rashtriya Sanskrit Sansthan New Delhi	42	28	70	24	18	42	57.14%	64.29%	60.00%
27	Odisha	Council of Higher Secondary Education, Odisha									
28	Punjab	Punjab School Education Board	6705	5721	12426	4579	4600	9179	68.29%	80.41%	73.87%
29	Rajasthan	Board of Secondary Education, Rajasthan	24469	15579	40048	16353	12525	28878	66.83%	80.40%	72.11%
30		Banasthali Vidyapith , Rajasthan#	2	24	26	2	24	26	100.00%	100.00%	100.00%
31	Tamil Nadu	State Board of School Educaiton Tamil Nadu	21622	16784	38406	11160	11893	23053	51.61%	70.86%	60.02%
32	Telangana	Telangana State Board of Intermediate Education	11867	12711	24578	7181	9427	16608	60.51%	74.16%	67.57%
33	Tripura	Tripura Board of Secondary Education									
34	Uttar Pradesh	Madhyamik Shiksha Parishad Uttar Pradesh	103140	108799	211939	39135	53273	92408	37.94%	48.96%	43.60%
35		Aligarh Muslim University Board of Secondary & Sr.Secondary Education	32	19	51	0	0	0	0.00%	0.00%	0.00%
36		U.P. Dayalbag Education Institute	29	40	69	28	38	66	96.55%	95.00%	95.65%
37		UP Board of Secondary Sanskrit Education	232	121	353	187	103	290	80.60%	85.12%	82.15%
38	Uttarakhand	Uttarakhand Board of School Education	1557	1299	2856	414	560	974	26.59%	43.11%	34.10%
39		Uttarakhand Sanskriti Shiksha Parishad									
40	West Bengal	West Bengal council of Higher Secondary Education	323	314	637	270	249	519	83.59%	79.30%	81.48%
41		West Bengal Board of Madrasah Education									
Total			266300	246215	512515	144631	157463	302094	54.31%	63.95%	58.94%

The Institute is mainly meant for Women, Boys enrolment pertains to wards of the staff.
Black cell indicates that either system does not exist or information is not available.

Sl. No.	State	Name of the Board	RESULTS OF HIGHER SECONDARY EXAMINATION- 2022														
			Table 19 - Examination Results -Others -Scheduled Caste														
			Registered						Number of Students								
			+Private)			(Regular			+Private)			(Regular			Passed		
			Annual (including supplementary)			Pass Percentage											
Boys	Girls	Total	Boys	Girls	Total	Boys	Girls	Total	Boys	Girls	Total						
1	Central	Central Board of Secondary Education, New Delhi	14744	10411	25155	14629	10376	25005	13930	9986	23916	95.22%	96.24%	95.64%			
2		Council for the Indian School Certificate Examinations, New Delhi															
3	Andhra Pradesh	Andhra Pradesh, Board of Intermediate Education															
4	Assam	Assam Higher Secondary Education Council															
5	Bihar	Bihar School Examination Board, Patna															
6		Bihar State Madrasa Education Board, Patna															
7	Chhattisgarh	Chhattisgarh Board of Secondary Education															
8		Chhattisgarh Madarsa Board, Raipur															
9		Chhattisgarh Sanskriti Vidya Mandalam, Raipur															
10	Goa	Goa Board of Secondary & Higher Secondary Education															
11	Gujarat	Gujarat Secondary & Higher Secondary Education Board	66	64	130	66	64	130	46	52	98	69.70%	81.25%	75.38%			
12	Haryana	Board of School Education Haryana															
13	Himachal Pradesh	H.P. Board of School Education															
14	Jammu and Kashmir	The Jammu & Kashmir State Board of School Education															
15	Jharkhand	Jharkhand Academic Council, Ranchi															
16	Karnataka	Department of Pre-University Education, Karnataka															
17	Kerala	Kerala Higher Secondary Board	263	183	446	244	170	414	31	49	80	12.70%	28.82%	19.32%			
18		State Board of Vocational Higher Secondary, Kerala															
19	Madhya Pradesh	Board of Secondary Education, Madhya Pradesh															
20		Maharshi Patanjali Sanskrit Sansthan, Bhopal (Madhya Pradesh)															

Sl. No.	State	Name of the Board	RESULTS OF HIGHER SECONDARY EXAMINATION- 2022											
			Table 19 - Examination Results -Others -Scheduled Caste											
			Registered +Private			Appeared +Private			Number of Students					
									Annual (including supplementary)			Passed		
			Boys	Girls	Total	Boys	Girls	Total	Boys	Girls	Total	Boys	Girls	Total
21	Maharashtra	Maharashtra State Board of Secondary & Higher Secondary Education												
22	Manipur	Council of Higher Secondary Education, Manipur												
23	Meghalaya	Meghalaya Board of School Education												
24	Mizoram	Mizoram Board of School Education												
25	Nagaland	Nagaland Board of School Education												
26	New Delhi	Rashtriya Sanskrit Sansthan New Delhi												
27	Odisha	Council of Higher Secondary Education, Odisha												
28	Punjab	Punjab School Education Board	2254	1380	3634	2146	1357	3503	1941	1312	3253	90.45%	96.68%	92.86%
29	Rajasthan	Board of Secondary Education, Rajasthan	1147	355	1502	1022	310	1332	408	115	523	39.92%	37.10%	39.26%
30		Banasthali Vidyapith , Rajasthan#												
31	Tamil Nadu	State Board of School Educaiton Tamil Nadu												
32	Telangana	Telangana State Board of Intermediate Education				7007	15002	22009	5956	13262	19218	85.00%	88.40%	87.32%
33	Tripura	Tripura Board of Secondary Education												
34		Madhyamik Shiksha Parishad Uttar Pradesh	14882	8434	23316	13356	7559	20915	11988	7058	19046	89.76%	93.37%	91.06%
35	Uttar Pradesh	Aligarh Muslim University Board of Secondary & Sr.Secondary Education												
36		U.P. Dayalbag Education Institute												
37		UP Board of Secondary Sanskrit Education												
38	Uttarakhand	Uttarakhand Board of School Education												
39		Uttarakhand Sanskriti Shiksha Parishad												
40	West Bengal	West Bengal council of Higher Secondary Education												
41		West Bengal Board of Madrasah Education												
Total			33356	20827	54183	38470	34838	73308	34300	31834	66134	89.16%	91.38%	90.21%

The Institute is mainly meant for Women, Boys enrolment pertains to wards of the staff.
Black cell indicates that either system does not exist or information is not available.

Sl. No.	State	Name of the Board	RESULTS OF HIGHER SECONDARY EXAMINATION- 2022								
			Table 20- Examination Results - Others -Scheduled Caste								
			Total Number of Students Passed			Out of the Total, Number of Students passed with marks			Percentage of Students passed with marks		
						60% & above			60% & above		
Boys	Girls	Total	Boys	Girls	Total	Boys	Girls	Total			
1	Central	Central Board of Secondary Education, New Delhi	13930	9986	23916	12412	9175	21587	89.10%	91.88%	90.26%
2		Council for the Indian School Certificate Examinations, New Delhi									
3	Andhra Pradesh	Andhra Pradesh, Board of Intermediate Education									
4	Assam	Assam Higher Secondary Education Council									
5	Bihar	Bihar School Examination Board, Patna									
6		Bihar State Madrasa Education Board, Patna									
7	Chhattisgarh	Chhattisgarh Board of Secondary Education									
8		Chhattisgarh Madarsa Board, Raipur									
9		Chhattisgarh Sanskriti Vidya Mandalam, Raipur									
10	Goa	Goa Board of Secondary & Higher Secondary Education									
11	Gujarat	Gujarat Secondary & Higher Secondary Education Board	46	52	98	20	22	42	43.48%	42.31%	42.86%
12	Haryana	Board of School Education Haryana									
13	Himachal Pradesh	H.P. Board of School Education									
14	Jammu and Kashmir	The Jammu & Kashmir State Board of School Education									
15	Jharkhand	Jharkhand Academic Council, Ranchi									
16	Karnataka	Department of Pre-University Education, Karnataka									
17	Kerala	Kerala Higher Secondary Board	31	49	80	12	25	37	38.71%	51.02%	46.25%
18		State Board of Vocational Higher Secondary, Kerala									
19	Madhya Pradesh	Board of Secondary Education, Madhya Pradesh									
20		Maharshi Patanjali Sanskrit Sansthan, Bhopal (Madhya Pradesh)									

Sl. No.	State	Name of the Board	RESULTS OF HIGHER SECONDARY EXAMINATION- 2022								
			Table 20- Examination Results - Others -Scheduled Caste								
			Total Number of Students Passed			Out of the Total, Number of Students passed with marks			Percentage of Students passed with marks		
						60% & above			60% & above		
Boys	Girls	Total	Boys	Girls	Total	Boys	Girls	Total			
21	Maharashtra	Maharashtra State Board of Secondary & Higher Secondary Education									
22	Manipur	Council of Higher Secondary Education, Manipur									
23	Meghalaya	Meghalaya Board of School Education									
24	Mizoram	Mizoram Board of School Education									
25	Nagaland	Nagaland Board of School Education									
26	New Delhi	Rashtriya Sanskrit Sansthan New Delhi									
27	Odisha	Council of Higher Secondary Education, Odisha									
28	Punjab	Punjab School Education Board	1941	1312	3253	1116	1035	2151	57.50%	78.89%	66.12%
29	Rajasthan	Board of Secondary Education, Rajasthan	408	115	523	12	17	29	2.94%	14.78%	5.54%
30		Banasthali Vidyapith , Rajasthan#									
31	Tamil Nadu	State Board of School Educaiton Tamil Nadu									
32	Telangana	Telangana State Board of Intermediate Education	5956	13262	19218	4519	10902	15421	75.87%	82.20%	80.24%
33	Tripura	Tripura Board of Secondary Education									
34	Uttar Pradesh	Madhyamik Shiksha Parishad Uttar Pradesh	11988	7058	19046	297	135	432	2.48%	1.91%	2.27%
35		Aligarh Muslim University Board of Secondary & Sr.Secondary Education									
36		U.P. Dayalbag Education Institute									
37		UP Board of Secondary Sanskrit Education									
38	Uttarakhand	Uttarakhand Board of School Education									
39		Uttarakhand Sanskriti Shiksha Parishad									
40	West Bengal	West Bengal council of Higher Secondary Education									
41		West Bengal Board of Madrasah Education									
Total			34300	31834	66134	18388	21311	39699	53.61%	66.94%	60.03%

The Institute is mainly meant for Women, Boys enrolment pertains to wards of the staff.
Black cell indicates that either system does not exist or information is not available.

Sl. No.	State	Name of the Board	RESULTS OF HIGHER SECONDARY EXAMINATION- 2022											
			Table 21- Examination Results - Over ALL Management wise - Scheduled Tribe											
			Registered			Appeared			Number of Students					
			+Private			+Private			Annual (including supplementary)			Passed		
			Boys	Girls	Total	Boys	Girls	Total	Boys	Girls	Total	Boys	Girls	Total
1	Central	Central Board of Secondary Education, New Delhi	27629	25495	53124	27319	25277	52596	23498	22168	45666	86.01%	87.70%	86.82%
2		Council for the Indian School Certificate Examinations, New Delhi	1705	1688	3393	1697	1686	3383	1684	1672	3356	99.23%	99.17%	99.20%
3	Andhra Pradesh	Andhra Pradesh, Board of Intermediate Education	12725	12712	25437	12725	12712	25437	7636	8835	16471	60.01%	69.50%	64.75%
4	Assam	Assam Higher Secondary Education Council				18947	19425	38372	15425	16153	31578	81.41%	83.16%	82.29%
5	Bihar	Bihar School Examination Board, Patna	16106	16157	32263	14482	15065	29547	11286	12534	23820	77.93%	83.20%	80.62%
6		Bihar State Madrasa Education Board, Patna												
7	Chhattisgarh	Chhattisgarh Board of Secondary Education	35344	45911	81255	34175	45290	79465	28244	38926	67170	82.65%	85.95%	84.53%
8		Chhattisgarh Madarsa Board, Raipur												
9		Chhattisgarh Sanskriti Vidya Mandalam, Raipur	123	63	186	123	63	186	123	63	186	100.00%	100.00%	100.00%
10	Goa	Goa Board of Secondary & Higher Secondary Education	978	1103	2081	973	1100	2073	892	1050	1942	91.68%	95.45%	93.68%
11	Gujarat	Gujarat Secondary & Higher Secondary Education Board	28435	31687	60122	28045	31248	59293	22533	27087	49620	80.35%	86.68%	83.69%
12	Haryana	Board of School Education Haryana												
13	Himachal Pradesh	H.P. Board of School Education	2644	2716	5360	2632	2699	5331	2342	2516	4858	88.98%	93.22%	91.13%
14	Jammu and Kashmir	The Jammu & Kashmir State Board of School Education	3624	2732	6356	3624	2732	6356	2389	1924	4313	65.92%	70.42%	67.86%
15	Jharkhand	Jharkhand Academic Council, Ranchi	17401	20706	38107	16735	20127	36862	15721	19451	35172	93.94%	96.64%	95.42%
16	Karnataka	Department of Pre-University Education, Karnataka	20360	19789	40149	20318	19755	40073	11848	14075	25923	58.31%	71.25%	64.69%
17	Kerala	Kerala Higher Secondary Board	2977	3281	6258	2664	3058	5722	1352	2009	3361	50.75%	65.70%	58.74%
18		State Board of Vocational Higher Secondary, Kerala	149	125	274	143	119	262	63	83	146	44.06%	69.75%	55.73%
19	Madhya Pradesh	Board of Secondary Education, Madhya Pradesh	52424	55854	108278	50293	54366	104659	35479	40378	75857	70.54%	74.27%	72.48%
20		Maharshi Patanjali Sanskrit Sansthan, Bhopal (Madhya Pradesh)	77	92	169	66	78	144	57	65	122	86.36%	83.33%	84.72%

Sl. No.	State	Name of the Board	RESULTS OF HIGHER SECONDARY EXAMINATION- 2022											
			Table 21- Examination Results - Over ALL Management wise - Scheduled Tribe											
			Registered			Appeared			Number of Students					
			+Private			+Private			Passed			Pass Percentage		
			Boys	Girls	Total	Boys	Girls	Total	Boys	Girls	Total	Boys	Girls	Total
21	Maharashtra	Maharashtra State Board of Secondary & Higher Secondary Education	60515	48686	109201	59529	47966	107495	54663	45079	99742	91.83%	93.98%	92.79%
22	Manipur	Council of Higher Secondary Education, Manipur	4901	4932	9833	4692	4778	9470	4270	4462	8732	91.01%	93.39%	92.21%
23	Meghalaya	Meghalaya Board of School Education	11295	14251	25546	11092	14099	25191	8559	11743	20302	77.16%	83.29%	80.59%
24	Mizoram	Mizoram Board of School Education	5729	6407	12136	5544	6243	11787	4549	5135	9684	82.05%	82.25%	82.16%
25	Nagaland	Nagaland Board of School Education	7478	8321	15799	7361	8233	15594	5574	7141	12715	75.72%	86.74%	81.54%
26	New Delhi	Rashtriya Sanskrit Sansthan New Delhi	12	28	40	10	27	37	10	27	37	100.00%	100.00%	100.00%
27	Odisha	Council of Higher Secondary Education, Odisha												
28	Punjab	Punjab School Education Board	41	35	76	41	34	75	37	34	71	90.24%	100.00%	94.67%
29	Rajasthan	Board of Secondary Education, Rajasthan	62061	57616	119677	60188	56345	116533	56863	53932	110795	94.48%	95.72%	95.08%
30		Banasthali Vidyapith , Rajasthan#	0	23	23	0	23	23	0	23	23		100.00%	100.00%
31	Tamil Nadu	State Board of School Education Tamil Nadu	4948	4959	9907	4465	4422	8887	3412	3798	7210	76.42%	85.89%	81.13%
32	Telangana	Telangana State Board of Intermediate Education				22681	21670	44351	16934	17729	34663	74.66%	81.81%	78.16%
33	Tripura	Tripura Board of Secondary Education				3762	4227	7989	3616	4100	7716	96.12%	97.00%	96.58%
34	Uttar Pradesh	Madhyamik Shiksha Parishad Uttar Pradesh	8583	7076	15659	7526	6552	14078	5605	5662	11267	74.48%	86.42%	80.03%
35		Aligarh Muslim University Board of Secondary & Sr.Secondary Education	5	2	7	5	2	7	5	2	7	100.00%	100.00%	100.00%
36		U.P. Dayalbag Education Institute	7	9	16	7	9	16	7	9	16	100.00%	100.00%	100.00%
37		UP Board of Secondary Sanskrit Education	61	26	87	55	25	80	38	18	56	69.09%	72.00%	70.00%
38	Uttarakhand	Uttarakhand Board of School Education	1715	1963	3678	1664	1942	3606	1253	1526	2779	75.30%	78.58%	77.07%
39		Uttarakhand Sanskriti Shiksha Parishad	4	0	4	4	0	4	4	0	4	100.00%		100.00%
40	West Bengal	West Bengal council of Higher Secondary Education	15557	18126	33683	14864	17443	32307	12806	14627	27433	86.15%	83.86%	84.91%
41		West Bengal Board of Madrasah Education												
Total			405613	412571	818184	438451	448840	887291	358777	384036	742813	81.83%	85.56%	83.72%

The Institute is mainly meant for Women, Boys enrolment pertains to wards of the staff.
Black cell indicates that either system does not exist or information is not available.

RESULTS OF HIGHER SECONDARY EXAMINATION- 2022											
Table 22- Examination Results - Over ALL Management wise - Scheduled Tribe											
Sl. No.	State	Name of the Board	Total Number of Students Passed			Out of the Total, Number of Students passed with marks			Percentage of Students passed with marks		
			60% & above			60% & above					
			Boys	Girls	Total	Boys	Girls	Total	Boys	Girls	Total
1	Central	Central Board of Secondary Education, New Delhi	23498	22168	45666	16142	16002	32144	68.70%	72.19%	70.39%
2		Council for the Indian School Certificate Examinations, New Delhi	1684	1672	3356	1262	1408	2670	74.94%	84.21%	79.56%
3	Andhra Pradesh	Andhra Pradesh, Board of Intermediate Education	7636	8835	16471	4193	5531	9724	54.91%	62.60%	59.04%
4	Assam	Assam Higher Secondary Education Council	15425	16153	31578	3094	3820	6914	20.06%	23.65%	21.89%
5	Bihar	Bihar School Examination Board, Patna	11286	12534	23820	4311	4870	9181	38.20%	38.85%	38.54%
6		Bihar State Madrasa Education Board, Patna									
7	Chhattisgarh	Chhattisgarh Board of Secondary Education	28244	38926	67170	7152	12007	19159	25.32%	30.85%	28.52%
8		Chhattisgarh Madrasa Board, Raipur									
9		Chhattisgarh Sanskriti Vidya Mandalam, Raipur	123	63	186	90	54	144	73.17%	85.71%	77.42%
10	Goa	Goa Board of Secondary & Higher Secondary Education	892	1050	1942	509	678	1187	57.06%	64.57%	61.12%
11	Gujarat	Gujarat Secondary & Higher Secondary Education Board	22533	27087	49620	7934	14387	22321	35.21%	53.11%	44.98%
12	Haryana	Board of School Education Haryana									
13	Himachal Pradesh	H.P. Board of School Education	2342	2516	4858	1782	2190	3972	76.09%	87.04%	81.76%
14	Jammu and Kashmir	The Jammu & Kashmir State Board of School Education	2389	1924	4313	1466	1327	2793	61.36%	68.97%	64.76%
15	Jharkhand	Jharkhand Academic Council, Ranchi	15721	19451	35172	9399	13150	22549	59.79%	67.61%	64.11%
16	Karnataka	Department of Pre-University Education, Karnataka	11848	14075	25923	6035	9074	15109	50.94%	64.47%	58.28%
17	Kerala	Kerala Higher Secondary Board	1352	2009	3361	940	1759	2699	69.53%	87.56%	80.30%
18		State Board of Vocational Higher Secondary, Kerala	63	83	146	47	76	123	74.60%	91.57%	84.25%
19	Madhya Pradesh	Board of Secondary Education, Madhya Pradesh	35479	40378	75857	16186	21467	37653	45.62%	53.17%	49.64%
20		Maharshi Patanjali Sanskrit Sansthan, Bhopal (Madhya Pradesh)	57	65	122	32	33	65	56.14%	50.77%	53.28%

RESULTS OF HIGHER SECONDARY EXAMINATION- 2022											
Table 22- Examination Results - Over ALL Management wise - Scheduled Tribe											
Sl. No.	State	Name of the Board	Total Number of Students Passed			Out of the Total, Number of Students passed with marks			Percentage of Students passed with marks		
						60% & above			60% & above		
			Boys	Girls	Total	Boys	Girls	Total	Boys	Girls	Total
21	Maharashtra	Maharashtra State Board of Secondary & Higher Secondary Education	54663	45079	99742	24538	25527	50065	44.89%	56.63%	50.19%
22	Manipur	Council of Higher Secondary Education, Manipur	4270	4462	8732	1048	1863	2911	24.54%	41.75%	33.34%
23	Meghalaya	Meghalaya Board of School Education	8559	11743	20302	1193	2342	3535	13.94%	19.94%	17.41%
24	Mizoram	Mizoram Board of School Education	4549	5135	9684	2024	2793	4817	44.49%	54.39%	49.74%
25	Nagaland	Nagaland Board of School Education	5574	7141	12715	2229	4033	6262	39.99%	56.48%	49.25%
26	New Delhi	Rashtriya Sanskrit Sansthan New Delhi	10	27	37	4	19	23	40.00%	70.37%	62.16%
27	Odisha	Council of Higher Secondary Education, Odisha									
28	Punjab	Punjab School Education Board	37	34	71	24	26	50	64.86%	76.47%	70.42%
29	Rajasthan	Board of Secondary Education, Rajasthan	56863	53932	110795	24706	26321	51027	43.45%	48.80%	46.06%
30		Banasthali Vidyapith , Rajasthan#	0	23	23	0	23	23		100.00%	100.00%
31	Tamil Nadu	State Board of School Education Tamil Nadu	3412	3798	7210	1043	1503	2546	30.57%	39.57%	35.31%
32	Telangana	Telangana State Board of Intermediate Education	16934	17729	34663	10938	13392	24330	64.59%	75.54%	70.19%
33	Tripura	Tripura Board of Secondary Education	3616	4100	7716	1400	1907	3307	38.72%	46.51%	42.86%
34	Uttar Pradesh	Madhyamik Shiksha Parishad Uttar Pradesh	5605	5662	11267	1865	2550	4415	33.27%	45.04%	39.19%
35		Aligarh Muslim University Board of Secondary & Sr.Secondary Education	5	2	7	0	0	0	0.00%	0.00%	0.00%
36		U.P. Dayalbag Education Institute	7	9	16	5	9	14	71.43%	100.00%	87.50%
37		UP Board of Secondary Sanskrit Education	38	18	56	31	16	47	81.58%	88.89%	83.93%
38	Uttarakhand	Uttarakhand Board of School Education	1253	1526	2779	312	492	804	24.90%	32.24%	28.93%
39		Uttarakhand Sanskriti Shiksha Parishad	4	0	4	0	0	0	0.00%		0.00%
40	West Bengal	West Bengal council of Higher Secondary Education	12806	14627	27433	8412	10074	18486	65.69%	68.87%	67.39%
41		West Bengal Board of Madrasah Education									
Total			358777	384036	742813	160346	200723	361069	44.69%	52.27%	48.61%

The Institute is mainly meant for Women, Boys enrolment pertains to wards of the staff.
Black cell indicates that either system does not exist or information is not available.

Sl. No.	State	Name of the Board	RESULTS OF HIGHER SECONDARY EXAMINATION- 2022											
			Table 23 - Examination Results -Government School -Scheduled Tribe											
			Number of Students											
			Registered +Private			Appeared (Regular +Private)			Passed Annual (including supplementary)			Pass Percentage		
			Boys	Girls	Total	Boys	Girls	Total	Boys	Girls	Total	Boys	Girls	Total
1	Central	Central Board of Secondary Education, New Delhi	8588	9852	18440	8480	9757	18237	6490	7749	14239	76.53%	79.42%	78.08%
2		Council for the Indian School Certificate Examinations, New Delhi	11	43	54	11	43	54	11	43	54	100.00%	100.00%	100.00%
3	Andhra Pradesh	Andhra Pradesh, Board of Intermediate Education	6531	7667	14198	6531	7667	14198	3979	5338	9317	60.92%	69.62%	65.62%
4	Assam	Assam Higher Secondary Education Council												
5	Bihar	Bihar School Examination Board, Patna	10293	11237	21530	9264	10539	19803	7335	8905	16240	79.18%	84.50%	82.01%
6		Bihar State Madrasa Education Board, Patna												
7	Chhattisgarh	Chhattisgarh Board of Secondary Education	30158	40635	70793	29091	40071	69162	24152	34543	58695	83.02%	86.20%	84.87%
8		Chhattisgarh Madrasa Board, Raipur												
9		Chhattisgarh Sanskriti Vidya Mandalam, Raipur												
10	Goa	Goa Board of Secondary & Higher Secondary Education	135	132	267	135	132	267	119	123	242	88.15%	93.18%	90.64%
11	Gujarat	Gujarat Secondary & Higher Secondary Education Board	3052	4563	7615	3026	4521	7547	2406	3992	6398	79.51%	88.30%	84.78%
12	Haryana	Board of School Education Haryana												
13	Himachal Pradesh	H.P. Board of School Education	2167	2341	4508	2159	2327	4486	1898	2153	4051	87.91%	92.52%	90.30%
14	Jammu and Kashmir	The Jammu & Kashmir State Board of School Education	2278	1828	4106	2278	1828	4106	1511	1291	2802	66.33%	70.62%	68.24%
15	Jharkhand	Jharkhand Academic Council, Ranchi												
16	Karnataka	Department of Pre-University Education, Karnataka	7626	8455	16081	7625	8454	16079	3449	5264	8713	45.23%	62.27%	54.19%
17	Kerala	Kerala Higher Secondary Board	1752	1965	3717	1510	1794	3304	666	1102	1768	44.11%	61.43%	53.51%
18		State Board of Vocational Higher Secondary, Kerala	124	108	232	118	104	222	57	73	130	48.31%	70.19%	58.56%
19	Madhya Pradesh	Board of Secondary Education, Madhya Pradesh	45780	50766	96546	43864	49406	93270	30893	36626	67519	70.43%	74.13%	72.39%
20		Maharshi Patanjali Sanskrit Sansthan, Bhopal (Madhya Pradesh)	5	21	26	3	18	21	1	13	14	33.33%	72.22%	66.67%

Sl. No.	State	Name of the Board	RESULTS OF HIGHER SECONDARY EXAMINATION- 2022											Pass Percentage				
			Table 23 - Examination Results -Government School -Scheduled Tribe															
			Number of Students											Pass Percentage				
			Registered +Private			Appeared (Regular +Private)			Passed Annual (including supplementary)			Pass Percentage						
			Boys	Girls	Total	Boys	Girls	Total	Boys	Girls	Total				Boys	Girls	Total	
21	Maharashtra	Maharashtra State Board of Secondary & Higher Secondary Education																
22	Manipur	Council of Higher Secondary Education, Manipur	1061	890	1951	997	836	1833	905	777	1682	90.77%	92.94%	91.76%				
23	Meghalaya	Meghalaya Board of School Education	2037	2085	4122	1983	2045	4028	1230	1392	2622	62.03%	68.07%	65.09%				
24	Mizoram	Mizoram Board of School Education	1644	1983	3627	1593	1948	3541	1125	1432	2557	70.62%	73.51%	72.21%				
25	Nagaland	Nagaland Board of School Education	1921	2486	4407	1905	2460	4365	1352	1972	3324	70.97%	80.16%	76.15%				
26	New Delhi	Rashtriya Sanskrit Sansthan New Delhi	7	13	20	7	13	20	7	13	20	100.00%	100.00%	100.00%				
27	Odisha	Council of Higher Secondary Education, Odisha																
28	Punjab	Punjab School Education Board	16	15	31	16	14	30	15	14	29	93.75%	100.00%	96.67%				
29	Rajasthan	Board of Secondary Education, Rajasthan	45476	49005	94481	43823	47810	91633	41499	45742	87241	94.70%	95.67%	95.21%				
30		Banasthali Vidyapith , Rajasthan#																
31	Tamil Nadu	State Board of School Educaiton Tamil Nadu	3109	3385	6494	2716	2917	5633	2177	2585	4762	80.15%	88.62%	84.54%				
32	Telangana	Telangana State Board of Intermediate Education				5571	3930	9501	4049	3086	7135	72.68%	78.52%	75.10%				
33	Tripura	Tripura Board of Secondary Education																
34	Uttar Pradesh	Madhyamik Shiksha Parishad Uttar Pradesh	298	428	726	290	411	701	248	388	636	85.52%	94.40%	90.73%				
35		Aligarh Muslim University Board of Secondary & Sr.Secondary Education																
36		U.P. Dayalbag Education Institute																
37		UP Board of Secondary Sanskrit Education																
38	Uttarakhand	Uttarakhand Board of School Education	681	1139	1820	668	1134	1802	488	877	1365	73.05%	77.34%	75.75%				
39		Uttarakhand Sanskriti Shiksha Parishad																
40	West Bengal	West Bengal council of Higher Secondary Education	54	24	78	53	24	77	52	23	75	98.11%	95.83%	97.40%				
41		West Bengal Board of Madrasah Education																
Total			174804	201066	375870	173717	200203	373920	136114	165516	301630	78.35%	82.67%	80.67%				

The Institute is mainly meant for Women, Boys enrolment pertains to wards of the staff.
Black cell indicates that either system does not exist or information is not available.

Sl. No.	State	Name of the Board	RESULTS OF HIGHER SECONDARY EXAMINATION- 2022								
			Table 24- Examination Results - Government School -Scheduled Tribe								
			Total Number of Students Passed			Out of the Total, Number of Students passed with marks			Percentage of Students passed with marks		
			60% & above			60% & above					
Boys	Girls	Total	Boys	Girls	Total	Boys	Girls	Total			
1	Central	Central Board of Secondary Education, New Delhi	6490	7749	14239	2266	3276	5542	34.92%	42.28%	38.92%
2		Council for the Indian School Certificate Examinations, New Delhi	11	43	54	8	42	50	72.73%	97.67%	92.59%
3	Andhra Pradesh	Andhra Pradesh, Board of Intermediate Education	3979	5338	9317	1781	2941	4722	44.76%	55.10%	50.68%
4	Assam	Assam Higher Secondary Education Council									
5	Bihar	Bihar School Examination Board, Patna	7335	8905	16240	2975	3601	6576	40.56%	40.44%	40.49%
6		Bihar State Madrasa Education Board, Patna									
7	Chhattisgarh	Chhattisgarh Board of Secondary Education	24152	34543	58695	5588	9706	15294	23.14%	28.10%	26.06%
8		Chhattisgarh Madarsa Board, Raipur									
9		Chhattisgarh Sanskriti Vidya Mandalam, Raipur									
10	Goa	Goa Board of Secondary & Higher Secondary Education	119	123	242	52	77	129	43.70%	62.60%	53.31%
11	Gujarat	Gujarat Secondary & Higher Secondary Education Board	2406	3992	6398	807	2197	3004	33.54%	55.04%	46.95%
12	Haryana	Board of School Education Haryana									
13	Himachal Pradesh	H.P. Board of School Education	1898	2153	4051	1399	1839	3238	73.71%	85.42%	79.93%
14	Jammu and Kashmir	The Jammu & Kashmir State Board of School Education	1511	1291	2802	1012	972	1984	66.98%	75.29%	70.81%
15	Jharkhand	Jharkhand Academic Council, Ranchi									
16	Karnataka	Department of Pre-University Education, Karnataka	3449	5264	8713	1238	2706	3944	35.89%	51.41%	45.27%
17	Kerala	Kerala Higher Secondary Board	666	1102	1768	445	958	1403	66.82%	86.93%	79.36%
18		State Board of Vocational Higher Secondary, Kerala	57	73	130	43	66	109	75.44%	90.41%	83.85%
19	Madhya Pradesh	Board of Secondary Education, Madhya Pradesh	30893	36626	67519	13463	18933	32396	43.58%	51.69%	47.98%
20		Maharshi Patanjali Sanskrit Sansthan, Bhopal (Madhya Pradesh)	1	13	14	0	6	6	0.00%	46.15%	42.86%

Sl. No.	State	Name of the Board	RESULTS OF HIGHER SECONDARY EXAMINATION- 2022									
			Table 24- Examination Results - Government School -Scheduled Tribe									
			Total Number of Students Passed			Out of the Total, Number of Students passed with marks			Percentage of Students passed with marks			
						60% & above			60% & above			
Boys	Girls	Total	Boys	Girls	Total	Boys	Girls	Total				
21	Maharashtra	Maharashtra State Board of Secondary & Higher Secondary Education										
22	Manipur	Council of Higher Secondary Education, Manipur	905	777	1682	75	168	243	8.29%	21.62%	14.45%	
23	Meghalaya	Meghalaya Board of School Education	1230	1392	2622	87	165	252	7.07%	11.85%	9.61%	
24	Mizoram	Mizoram Board of School Education	1125	1432	2557	300	612	912	26.67%	42.74%	35.67%	
25	Nagaland	Nagaland Board of School Education	1352	1972	3324	377	789	1166	27.88%	40.01%	35.08%	
26	New Delhi	Rashtriya Sanskrit Sansthan New Delhi	7	13	20	1	7	8	14.29%	53.85%	40.00%	
27	Odisha	Council of Higher Secondary Education, Odisha										
28	Punjab	Punjab School Education Board	15	14	29	11	13	24	73.33%	92.86%	82.76%	
29	Rajasthan	Board of Secondary Education, Rajasthan	41499	45742	87241	14589	19735	34324	35.16%	43.14%	39.34%	
30		Banasthali Vidyapith , Rajasthan#										
31	Tamil Nadu	State Board of School Educaiton Tamil Nadu	2177	2585	4762	498	805	1303	22.88%	31.14%	27.36%	
32	Telangana	Telangana State Board of Intermediate Education	4049	3086	7135	1886	1897	3783	46.58%	61.47%	53.02%	
33	Tripura	Tripura Board of Secondary Education										
34		Madhyamik Shiksha Parishad Uttar Pradesh	248	388	636	121	172	293	48.79%	44.33%	46.07%	
35	Uttar Pradesh	Aligarh Muslim University Board of Secondary & Sr.Secondary Education										
36		U.P. Dayalbag Education Institute										
37		UP Board of Secondary Sanskrit Education										
38	Uttarakhand	Uttarakhand Board of School Education	488	877	1365	77	202	279	15.78%	23.03%	20.44%	
39		Uttarakhand Sanskriti Shiksha Parishad										
40	West Bengal	West Bengal council of Higher Secondary Education	52	23	75	49	20	69	94.23%	86.96%	92.00%	
41		West Bengal Board of Madrasah Education										
Total			136114	165516	301630	49148	71905	121053	36.11%	43.44%	40.13%	

The Institute is mainly meant for Women, Boys enrolment pertains to wards of the staff.
Black cell indicates that either system does not exist or information is not available.

Sl. No.	State	Name of the Board	RESULTS OF HIGHER SECONDARY EXAMINATION- 2022														
			Table 25 - Examination Results -Government Aided School -Scheduled Tribe														
			Registered						Number of Students								
			+Private			(Regular)			+Private			(Regular)			Passed		
			Annual (including supplementary)			Pass Percentage											
Boys	Girls	Total	Boys	Girls	Total	Boys	Girls	Total	Boys	Girls	Total	Boys	Girls	Total			
1	Central	Central Board of Secondary Education, New Delhi	68	84	152	68	83	151	66	80	146	97.06%	96.39%	96.69%			
2		Council for the Indian School Certificate Examinations, New Delhi	65	31	96	65	31	96	65	31	96	100.00%	100.00%	100.00%			
3	Andhra Pradesh	Andhra Pradesh, Board of Intermediate Education	686	599	1285	686	599	1285	249	319	568	36.30%	53.26%	44.20%			
4	Assam	Assam Higher Secondary Education Council															
5	Bihar	Bihar School Examination Board, Patna	4891	4182	9073	4368	3832	8200	3339	3080	6419	76.44%	80.38%	78.28%			
6		Bihar State Madrasa Education Board, Patna															
7	Chhattisgarh	Chhattisgarh Board of Secondary Education															
8		Chhattisgarh Madrasa Board, Raipur															
9		Chhattisgarh Sanskriti Vidya Mandalam, Raipur	78	34	112	78	34	112	78	34	112	100.00%	100.00%	100.00%			
10	Goa	Goa Board of Secondary & Higher Secondary Education	838	970	1808	833	967	1800	768	926	1694	92.20%	95.76%	94.11%			
11	Gujarat	Gujarat Secondary & Higher Secondary Education Board	21064	23148	44212	20737	22803	43540	17034	20029	37063	82.14%	87.83%	85.12%			
12	Haryana	Board of School Education Haryana															
13	Himachal Pradesh	H.P. Board of School Education															
14	Jammu and Kashmir	The Jammu & Kashmir State Board of School Education															
15	Jharkhand	Jharkhand Academic Council, Ranchi															
16	Karnataka	Department of Pre-University Education, Karnataka	3939	3463	7402	3936	3458	7394	2199	2416	4615	55.87%	69.87%	62.42%			
17	Kerala	Kerala Higher Secondary Board	766	890	1656	713	847	1560	391	586	977	54.84%	69.19%	62.63%			
18		State Board of Vocational Higher Secondary, Kerala	25	17	42	25	15	40	6	10	16	24.00%	66.67%	40.00%			
19	Madhya Pradesh	Board of Secondary Education, Madhya Pradesh															
20		Maharshi Patanjali Sanskrit Sansthan, Bhopal (Madhya Pradesh)															

RESULTS OF HIGHER SECONDARY EXAMINATION- 2022														
Table 25 - Examination Results -Government Aided School -Scheduled Tribe														
Sl. No.	State	Name of the Board	Number of Students											
			Registered			Appeared			Passed			Pass Percentage		
			+Private		(Regular	+Private)		(Regular	Annual (including supplementary)		Pass Percentage			
			Boys	Girls	Total	Boys	Girls	Total	Boys	Girls	Total	Boys	Girls	Total
21	Maharashtra	Maharashtra State Board of Secondary & Higher Secondary Education												
22	Manipur	Council of Higher Secondary Education, Manipur												
23	Meghalaya	Meghalaya Board of School Education												
24	Mizoram	Mizoram Board of School Education	955	1264	2219	937	1239	2176	784	1049	1833	83.67%	84.67%	84.24%
25	Nagaland	Nagaland Board of School Education												
26	New Delhi	Rashtriya Sanskrit Sansthan New Delhi	3	6	9	2	6	8	2	6	8	100.00%	100.00%	100.00%
27	Odisha	Council of Higher Secondary Education, Odisha												
28	Punjab	Punjab School Education Board	5	2	7	5	2	7	5	2	7	100.00%	100.00%	100.00%
29	Rajasthan	Board of Secondary Education, Rajasthan												
30		Banasthali Vidyapith , Rajasthan#												
31	Tamil Nadu	State Board of School Educaiton Tamil Nadu	589	648	1237	536	611	1147	458	586	1044	85.45%	95.91%	91.02%
32	Telangana	Telangana State Board of Intermediate Education				230	98	328	130	72	202	56.52%	73.47%	61.59%
33	Tripura	Tripura Board of Secondary Education												
34	Uttar Pradesh	Madhyamik Shiksha Parishad Uttar Pradesh	2673	1816	4489	2580	1770	4350	1917	1443	3360	74.30%	81.53%	77.24%
35		Aligarh Muslim University Board of Secondary & Sr.Secondary Education												
36		U.P. Dayalbag Education Institute												
37		UP Board of Secondary Sanskrit Education	28	14	42	23	14	37	19	13	32	82.61%	92.86%	86.49%
38	Uttarakhand	Uttarakhand Board of School Education	506	442	948	486	436	922	405	362	767	83.33%	83.03%	83.19%
39		Uttarakhand Sanskriti Shiksha Parishad	4	0	4	4	0	4	4	0	4	100.00%		100.00%
40	West Bengal	West Bengal council of Higher Secondary Education	15349	17886	33235	14664	17212	31876	12626	14439	27065	86.10%	83.89%	84.91%
41		West Bengal Board of Madrasah Education												
Total			52532	55496	108028	50976	54057	105033	40545	45483	86028	79.54%	84.14%	81.91%

The Institute is mainly meant for Women, Boys enrolment pertains to wards of the staff.
Black cell indicates that either system does not exist or information is not available.

Sl. No.	State	Name of the Board	RESULTS OF HIGHER SECONDARY EXAMINATION- 2022								
			Table 26- Examination Results - Government Aided School -Scheduled Tribe								
			Total Number of Students Passed			Out of the Total, Number of Students passed with marks			Percentage of Students passed with marks		
			60% & above			60% & above			60% & above		
			Boys	Girls	Total	Boys	Girls	Total	Boys	Girls	Total
1	Central	Central Board of Secondary Education, New Delhi	66	80	146	42	61	103	63.64%	76.25%	70.55%
2		Council for the Indian School Certificate Examinations, New Delhi	65	31	96	63	31	94	96.92%	100.00%	97.92%
3	Andhra Pradesh	Andhra Pradesh, Board of Intermediate Education	249	319	568	59	147	206	23.69%	46.08%	36.27%
4	Assam	Assam Higher Secondary Education Council									
5	Bihar	Bihar School Examination Board, Patna	3339	3080	6419	1125	1091	2216	33.69%	35.42%	34.52%
6		Bihar State Madrasa Education Board, Patna									
7	Chhattisgarh	Chhattisgarh Board of Secondary Education									
8		Chhattisgarh Madrasa Board, Raipur									
9		Chhattisgarh Sanskriti Vidya Mandalam, Raipur	78	34	112	62	31	93	79.49%	91.18%	83.04%
10	Goa	Goa Board of Secondary & Higher Secondary Education	768	926	1694	453	600	1053	58.98%	64.79%	62.16%
11	Gujarat	Gujarat Secondary & Higher Secondary Education Board	17034	20029	37063	6183	10814	16997	36.30%	53.99%	45.86%
12	Haryana	Board of School Education Haryana									
13	Himachal Pradesh	H.P. Board of School Education									
14	Jammu and Kashmir	The Jammu & Kashmir State Board of School Education									
15	Jharkhand	Jharkhand Academic Council, Ranchi									
16	Karnataka	Department of Pre-University Education, Karnataka	2199	2416	4615	913	1456	2369	41.52%	60.26%	51.33%
17	Kerala	Kerala Higher Secondary Board	391	586	977	280	503	783	71.61%	85.84%	80.14%
18		State Board of Vocational Higher Secondary, Kerala	6	10	16	4	10	14	66.67%	100.00%	87.50%
19	Madhya Pradesh	Board of Secondary Education, Madhya Pradesh									
20		Maharshi Patanjali Sanskrit Sansthan, Bhopal (Madhya Pradesh)									

RESULTS OF HIGHER SECONDARY EXAMINATION- 2022											
Table 26- Examination Results - Government Aided School -Scheduled Tribe											
Sl. No.	State	Name of the Board	Total Number of Students Passed			Out of the Total, Number of Students passed with marks			Percentage of Students passed with marks		
						60% & above			60% & above		
			Boys	Girls	Total	Boys	Girls	Total	Boys	Girls	Total
21	Maharashtra	Maharashtra State Board of Secondary & Higher Secondary Education									
22	Manipur	Council of Higher Secondary Education, Manipur									
23	Meghalaya	Meghalaya Board of School Education									
24	Mizoram	Mizoram Board of School Education	784	1049	1833	390	630	1020	49.74%	60.06%	55.65%
25	Nagaland	Nagaland Board of School Education									
26	New Delhi	Rashtriya Sanskrit Sansthan New Delhi	2	6	8	2	6	8	100.00%	100.00%	100.00%
27	Odisha	Council of Higher Secondary Education, Odisha									
28	Punjab	Punjab School Education Board	5	2	7	2	0	2	40.00%	0.00%	28.57%
29	Rajasthan	Board of Secondary Education, Rajasthan									
30		Banasthali Vidyapith , Rajasthan#									
31	Tamil Nadu	State Board of School Education Tamil Nadu	458	586	1044	163	291	454	35.59%	49.66%	43.49%
32	Telangana	Telangana State Board of Intermediate Education	130	72	202	38	40	78	29.23%	55.56%	38.61%
33	Tripura	Tripura Board of Secondary Education									
34	Uttar Pradesh	Madhyamik Shiksha Parishad Uttar Pradesh	1917	1443	3360	689	633	1322	35.94%	43.87%	39.35%
35		Aligarh Muslim University Board of Secondary & Sr.Secondary Education									
36		U.P. Dayalbag Education Institute									
37		UP Board of Secondary Sanskrit Education	19	13	32	12	12	24	63.16%	92.31%	75.00%
38	Uttarakhand	Uttarakhand Board of School Education	405	362	767	95	117	212	23.46%	32.32%	27.64%
39		Uttarakhand Sanskriti Shiksha Parishad	4	0	4	0	0	0	0.00%		0.00%
40	West Bengal	West Bengal council of Higher Secondary Education	12626	14439	27065	8292	9948	18240	65.67%	68.90%	67.39%
41		West Bengal Board of Madrasah Education									
Total			40545	45483	86028	18867	26421	45288	46.53%	58.09%	52.64%

The Institute is mainly meant for Women, Boys enrolment pertains to wards of the staff.
Black cell indicates that either system does not exist or information is not available.

Sl. No.	State	Name of the Board	RESULTS OF HIGHER SECONDARY EXAMINATION- 2022																	
			Table 27 - Examination Results -Private Un-Aided School -Scheduled Tribe																	
			Registered									Number of Students			Passed					
			+Private			(Regular)			+Private			(Regular)			Annual (including supplementary)			Pass Percentage		
			Boys	Girls	Total	Boys	Girls	Total	Boys	Girls	Total	Boys	Girls	Total	Boys	Girls	Total			
1	Central	Central Board of Secondary Education, New Delhi	12047	10238	22285	11944	10177	22121	10439	9280	19719	87.40%	91.19%	89.14%						
2		Council for the Indian School Certificate Examinations, New Delhi	1629	1614	3243	1621	1612	3233	1608	1598	3206	99.20%	99.13%	99.16%						
3	Andhra Pradesh	Andhra Pradesh, Board of Intermediate Education	5508	4446	9954	5508	4446	9954	3408	3178	6586	61.87%	71.48%	66.16%						
4	Assam	Assam Higher Secondary Education Council																		
5	Bihar	Bihar School Examination Board, Patna	922	738	1660	850	694	1544	612	549	1161	72.00%	79.11%	75.19%						
6		Bihar State Madrasa Education Board, Patna																		
7	Chhattisgarh	Chhattisgarh Board of Secondary Education	5186	5276	10462	5084	5219	10303	4092	4383	8475	80.49%	83.98%	82.26%						
8		Chhattisgarh Madrasa Board, Raipur																		
9		Chhattisgarh Sanskriti Vidya Mandalam, Raipur	45	29	74	45	29	74	45	29	74	100.00%	100.00%	100.00%						
10	Goa	Goa Board of Secondary & Higher Secondary Education	5	1	6	5	1	6	5	1	6	100.00%	100.00%	100.00%						
11	Gujarat	Gujarat Secondary & Higher Secondary Education Board	4001	3588	7589	3969	3538	7507	2833	2712	5545	71.38%	76.65%	73.86%						
12	Haryana	Board of School Education Haryana																		
13	Himachal Pradesh	H.P. Board of School Education	477	375	852	473	372	845	444	363	807	93.87%	97.58%	95.50%						
14	Jammu and Kashmir	The Jammu & Kashmir State Board of School Education	1346	904	2250	1346	904	2250	878	633	1511	65.23%	70.02%	67.16%						
15	Jharkhand	Jharkhand Academic Council, Ranchi																		
16	Karnataka	Department of Pre-University Education, Karnataka	8795	7871	16666	8757	7843	16600	6200	6395	12595	70.80%	81.54%	75.87%						
17	Kerala	Kerala Higher Secondary Board	400	384	784	392	382	774	280	312	592	71.43%	81.68%	76.49%						
18		State Board of Vocational Higher Secondary, Kerala																		
19	Madhya Pradesh	Board of Secondary Education, Madhya Pradesh	6644	5088	11732	6429	4960	11389	4586	3752	8338	71.33%	75.65%	73.21%						
20		Maharshi Patanjali Sanskrit Sansthan, Bhopal (Madhya Pradesh)	72	71	143	63	60	123	56	52	108	88.89%	86.67%	87.80%						

Sl. No.	State	Name of the Board	RESULTS OF HIGHER SECONDARY EXAMINATION- 2022											
			Table 27 - Examination Results -Private Un-Aided School -Scheduled Tribe											
			Registered			Appeared			Number of Students					
			+Private			+Private			Passed			Pass Percentage		
			Boys	Girls	Total	Boys	Girls	Total	Boys	Girls	Total	Boys	Girls	Total
21	Maharashtra	Maharashtra State Board of Secondary & Higher Secondary Education												
22	Manipur	Council of Higher Secondary Education, Manipur	3840	4042	7882	3695	3942	7637	3365	3685	7050	91.07%	93.48%	92.31%
23	Meghalaya	Meghalaya Board of School Education												
24	Mizoram	Mizoram Board of School Education	2847	2894	5741	2758	2803	5561	2435	2434	4869	88.29%	86.84%	87.56%
25	Nagaland	Nagaland Board of School Education	5557	5835	11392	5456	5773	11229	4222	5169	9391	77.38%	89.54%	83.63%
26	New Delhi	Rashtriya Sanskrit Sansthan New Delhi	2	9	11	1	8	9	1	8	9	100.00%	100.00%	100.00%
27	Odisha	Council of Higher Secondary Education, Odisha												
28	Punjab	Punjab School Education Board	16	12	28	16	12	28	13	12	25	81.25%	100.00%	89.29%
29	Rajasthan	Board of Secondary Education, Rajasthan	16243	8530	24773	16057	8466	24523	15255	8164	23419	95.01%	96.43%	95.50%
30		Banasthali Vidyapith , Rajasthan#	0	23	23	0	23	23	0	23	23		100.00%	100.00%
31	Tamil Nadu	State Board of School Education Tamil Nadu	1250	926	2176	1213	894	2107	777	627	1404	64.06%	70.13%	66.64%
32	Telangana	Telangana State Board of Intermediate Education				11505	7976	19481	8217	6251	14468	71.42%	78.37%	74.27%
33	Tripura	Tripura Board of Secondary Education												
34	Uttar Pradesh	Madhyamik Shiksha Parishad Uttar Pradesh	5206	4580	9786	4318	4147	8465	3146	3620	6766	72.86%	87.29%	79.93%
35		Aligarh Muslim University Board of Secondary & Sr.Secondary Education	5	2	7	5	2	7	5	2	7	100.00%	100.00%	100.00%
36		U.P. Dayalbag Education Institute	7	9	16	7	9	16	7	9	16	100.00%	100.00%	100.00%
37		UP Board of Secondary Sanskrit Education	33	12	45	32	11	43	19	5	24	59.38%	45.45%	55.81%
38	Uttarakhand	Uttarakhand Board of School Education	528	382	910	510	372	882	360	287	647	70.59%	77.15%	73.36%
39		Uttarakhand Sanskriti Shiksha Parishad												
40	West Bengal	West Bengal council of Higher Secondary Education	154	216	370	147	207	354	128	165	293	87.07%	79.71%	82.77%
41		West Bengal Board of Madrasah Education												
Total			82765	68095	150860	92206	74882	167088	73436	63698	137134	79.64%	85.06%	82.07%

The Institute is mainly meant for Women, Boys enrolment pertains to wards of the staff.
Black cell indicates that either system does not exist or information is not available.

RESULTS OF HIGHER SECONDARY EXAMINATION- 2022											
Table 28- Examination Results - Private Un-Aided School -Scheduled Tribe											
Sl. No.	State	Name of the Board	Total Number of Students Passed			Out of the Total, Number of Students passed with marks			Percentage of Students passed with marks		
			60% & above			60% & above					
			Boys	Girls	Total	Boys	Girls	Total	Boys	Girls	Total
1	Central	Central Board of Secondary Education, New Delhi	10439	9280	19719	8085	7966	16051	77.45%	85.84%	81.40%
2		Council for the Indian School Certificate Examinations, New Delhi	1608	1598	3206	1191	1335	2526	74.07%	83.54%	78.79%
3	Andhra Pradesh	Andhra Pradesh, Board of Intermediate Education	3408	3178	6586	2353	2443	4796	69.04%	76.87%	72.82%
4	Assam	Assam Higher Secondary Education Council									
5	Bihar	Bihar School Examination Board, Patna	612	549	1161	211	178	389	34.48%	32.42%	33.51%
6		Bihar State Madrasa Education Board, Patna									
7	Chhattisgarh	Chhattisgarh Board of Secondary Education	4092	4383	8475	1564	2301	3865	38.22%	52.50%	45.60%
8		Chhattisgarh Madrasa Board, Raipur									
9		Chhattisgarh Sanskriti Vidya Mandalam, Raipur	45	29	74	28	23	51	62.22%	79.31%	68.92%
10	Goa	Goa Board of Secondary & Higher Secondary Education	5	1	6	4	1	5	80.00%	100.00%	83.33%
11	Gujarat	Gujarat Secondary & Higher Secondary Education Board	2833	2712	5545	870	1142	2012	30.71%	42.11%	36.28%
12	Haryana	Board of School Education Haryana									
13	Himachal Pradesh	H.P. Board of School Education	444	363	807	383	351	734	86.26%	96.69%	90.95%
14	Jammu and Kashmir	The Jammu & Kashmir State Board of School Education	878	633	1511	454	355	809	51.71%	56.08%	53.54%
15	Jharkhand	Jharkhand Academic Council, Ranchi									
16	Karnataka	Department of Pre-University Education, Karnataka	6200	6395	12595	3884	4912	8796	62.65%	76.81%	69.84%
17	Kerala	Kerala Higher Secondary Board	280	312	592	205	292	497	73.21%	93.59%	83.95%
18		State Board of Vocational Higher Secondary, Kerala									
19	Madhya Pradesh	Board of Secondary Education, Madhya Pradesh	4586	3752	8338	2723	2534	5257	59.38%	67.54%	63.05%
20		Maharshi Patanjali Sanskrit Sansthan, Bhopal (Madhya Pradesh)	56	52	108	32	27	59	57.14%	51.92%	54.63%

Sl. No.	State	Name of the Board	RESULTS OF HIGHER SECONDARY EXAMINATION- 2022								
			Table 28- Examination Results - Private Un-Aided School -Scheduled Tribe								
			Total Number of Students Passed			Out of the Total, Number of Students passed with marks			Percentage of Students passed with marks		
						60% & above			60% & above		
Boys	Girls	Total	Boys	Girls	Total	Boys	Girls	Total			
21	Maharashtra	Maharashtra State Board of Secondary & Higher Secondary Education									
22	Manipur	Council of Higher Secondary Education, Manipur	3365	3685	7050	973	1695	2668	28.92%	46.00%	37.84%
23	Meghalaya	Meghalaya Board of School Education									
24	Mizoram	Mizoram Board of School Education	2435	2434	4869	1259	1453	2712	51.70%	59.70%	55.70%
25	Nagaland	Nagaland Board of School Education	4222	5169	9391	1852	3244	5096	43.87%	62.76%	54.26%
26	New Delhi	Rashtriya Sanskrit Sansthan New Delhi	1	8	9	1	6	7	100.00%	75.00%	77.78%
27	Odisha	Council of Higher Secondary Education, Odisha									
28	Punjab	Punjab School Education Board	13	12	25	9	8	17	69.23%	66.67%	68.00%
29	Rajasthan	Board of Secondary Education, Rajasthan	15255	8164	23419	10113	6580	16693	66.29%	80.60%	71.28%
30		Banasthali Vidyapith , Rajasthan#	0	23	23	0	23	23		100.00%	100.00%
31	Tamil Nadu	State Board of School Educaiton Tamil Nadu	777	627	1404	382	407	789	49.16%	64.91%	56.20%
32	Telangana	Telangana State Board of Intermediate Education	8217	6251	14468	5740	4867	10607	69.86%	77.86%	73.31%
33	Tripura	Tripura Board of Secondary Education									
34	Uttar Pradesh	Madhyamik Shiksha Parishad Uttar Pradesh	3146	3620	6766	1047	1740	2787	33.28%	48.07%	41.19%
35		Aligarh Muslim University Board of Secondary & Sr.Secondary Education	5	2	7	0	0	0	0.00%	0.00%	0.00%
36		U.P. Dayalbag Education Institute	7	9	16	5	9	14	71.43%	100.00%	87.50%
37		UP Board of Secondary Sanskrit Education	19	5	24	19	4	23	100.00%	80.00%	95.83%
38	Uttarakhand	Uttarakhand Board of School Education	360	287	647	140	173	313	38.89%	60.28%	48.38%
39		Uttarakhand Sanskriti Shiksha Parishad									
40	West Bengal	West Bengal council of Higher Secondary Education	128	165	293	71	106	177	55.47%	64.24%	60.41%
41		West Bengal Board of Madrasah Education									
Total			73436	63698	137134	43598	44175	87773	59.37%	69.35%	64.01%

The Institute is mainly meant for Women, Boys enrolment pertains to wards of the staff.
Black cell indicates that either system does not exist or information is not available.

RESULTS OF HIGHER SECONDARY EXAMINATION- 2022														
Table 29 - Examination Results -Others - Scheduled Tribe														
Sl. No.	State	Name of the Board	Number of Students											
			Registered			Appeared			Passed			Pass Percentage		
			+Private			+Private			Annual (including supplementary)					
			Boys	Girls	Total	Boys	Girls	Total	Boys	Girls	Total	Boys	Girls	Total
1	Central	Central Board of Secondary Education, New Delhi	6926	5321	12247	6827	5260	12087	6503	5059	11562	95.25%	96.18%	95.66%
2		Council for the Indian School Certificate Examinations, New Delhi												
3	Andhra Pradesh	Andhra Pradesh, Board of Intermediate Education												
4	Assam	Assam Higher Secondary Education Council												
5	Bihar	Bihar School Examination Board, Patna												
6		Bihar State Madrasa Education Board, Patna												
7	Chhattisgarh	Chhattisgarh Board of Secondary Education												
8		Chhattisgarh Madrasa Board, Raipur												
9	Goa	Chhattisgarh Sanskriti Vidya Mandalam, Raipur												
10		Goa Board of Secondary & Higher Secondary Education												
11	Gujarat	Gujarat Secondary & Higher Secondary Education Board	318	388	706	313	386	699	260	354	614	83.07%	91.71%	87.84%
12	Haryana	Board of School Education Haryana												
13	Himachal Pradesh	H.P. Board of School Education												
14	Jammu and Kashmir	The Jammu & Kashmir State Board of School Education												
15	Jharkhand	Jharkhand Academic Council, Ranchi												
16	Karnataka	Department of Pre-University Education, Karnataka												
17	Kerala	Kerala Higher Secondary Board	59	42	101	49	35	84	15	9	24	30.61%	25.71%	28.57%
18		State Board of Vocational Higher Secondary, Kerala												
19	Madhya Pradesh	Board of Secondary Education, Madhya Pradesh												
20		Maharshi Patanjali Sanskrit Sansthan, Bhopal (Madhya Pradesh)												

Sl. No.	State	Name of the Board	RESULTS OF HIGHER SECONDARY EXAMINATION- 2022											
			Table 29 - Examination Results -Others - Scheduled Tribe											
			Registered			Appeared			Number of Students					
			+Private			+Private			Passed			Pass Percentage		
			Boys	Girls	Total	Boys	Girls	Total	Boys	Girls	Total	Boys	Girls	Total
21	Maharashtra	Maharashtra State Board of Secondary & Higher Secondary Education												
22	Manipur	Council of Higher Secondary Education, Manipur												
23	Meghalaya	Meghalaya Board of School Education												
24	Mizoram	Mizoram Board of School Education	283	266	549	256	253	509	205	220	425	80.08%	86.96%	83.50%
25	Nagaland	Nagaland Board of School Education												
26	New Delhi	Rashtriya Sanskrit Sansthan New Delhi												
27	Odisha	Council of Higher Secondary Education, Odisha												
28	Punjab	Punjab School Education Board	4	6	10	4	6	10	4	6	10	100.00%	100.00%	100.00%
29	Rajasthan	Board of Secondary Education, Rajasthan	342	81	423	308	69	377	109	26	135	35.39%	37.68%	35.81%
30		Banasthali Vidyapith , Rajasthan#												
31	Tamil Nadu	State Board of School Educaiton Tamil Nadu												
32	Telangana	Telangana State Board of Intermediate Education				5375	9666	15041	4538	8320	12858	84.43%	86.07%	85.49%
33	Tripura	Tripura Board of Secondary Education												
34		Madhyamik Shiksha Parishad Uttar Pradesh	406	252	658	338	224	562	294	211	505	86.98%	94.20%	89.86%
35	Uttar Pradesh	Aligarh Muslim University Board of Secondary & Sr.Secondary Education												
36		U.P. Dayalbag Education Institute												
37		UP Board of Secondary Sanskrit Education												
38	Uttarakhand	Uttarakhand Board of School Education												
39		Uttarakhand Sanskriti Shiksha Parishad												
40	West Bengal	West Bengal council of Higher Secondary Education												
41		West Bengal Board of Madrasah Education												
Total			8338	6356	14694	13470	15899	29369	11928	14205	26133	88.55%	89.35%	88.98%

The Institute is mainly meant for Women, Boys enrolment pertains to wards of the staff.
Black cell indicates that either system does not exist or information is not available.

RESULTS OF HIGHER SECONDARY EXAMINATION- 2022											
Table 30- Examination Results - Others - Scheduled Tribe											
Sl. No.	State	Name of the Board	Total Number of Students Passed			Out of the Total, Number of Students passed with marks			Percentage of Students passed with marks		
			60% & above			60% & above					
			Boys	Girls	Total	Boys	Girls	Total	Boys	Girls	Total
1	Central	Central Board of Secondary Education, New Delhi	6503	5059	11562	5749	4699	10448	88.41%	92.88%	90.36%
2		Council for the Indian School Certificate Examinations, New Delhi									
3	Andhra Pradesh	Andhra Pradesh, Board of Intermediate Education									
4	Assam	Assam Higher Secondary Education Council									
5	Bihar	Bihar School Examination Board, Patna									
6		Bihar State Madrasa Education Board, Patna									
7	Chhattisgarh	Chhattisgarh Board of Secondary Education									
8		Chhattisgarh Madarsa Board, Raipur									
9		Chhattisgarh Sanskriti Vidya Mandalam, Raipur									
10	Goa	Goa Board of Secondary & Higher Secondary Education									
11	Gujarat	Gujarat Secondary & Higher Secondary Education Board	260	354	614	74	234	308	28.46%	66.10%	50.16%
12	Haryana	Board of School Education Haryana									
13	Himachal Pradesh	H.P. Board of School Education									
14	Jammu and Kashmir	The Jammu & Kashmir State Board of School Education									
15	Jharkhand	Jharkhand Academic Council, Ranchi									
16	Karnataka	Department of Pre-University Education, Karnataka									
17	Kerala	Kerala Higher Secondary Board	15	9	24	10	6	16	66.67%	66.67%	66.67%
18		State Board of Vocational Higher Secondary, Kerala									
19	Madhya Pradesh	Board of Secondary Education, Madhya Pradesh									
20		Maharshi Patanjali Sanskrit Sansthan, Bhopal (Madhya Pradesh)									

Sl. No.	State	Name of the Board	RESULTS OF HIGHER SECONDARY EXAMINATION- 2022								
			Table 30- Examination Results - Others - Scheduled Tribe								
			Total Number of Students Passed			Out of the Total, Number of Students passed with marks			Percentage of Students passed with marks		
						60% & above			60% & above		
Boys	Girls	Total	Boys	Girls	Total	Boys	Girls	Total			
21	Maharashtra	Maharashtra State Board of Secondary & Higher Secondary Education									
22	Manipur	Council of Higher Secondary Education, Manipur									
23	Meghalaya	Meghalaya Board of School Education									
24	Mizoram	Mizoram Board of School Education	205	220	425	75	98	173	36.59%	44.55%	40.71%
25	Nagaland	Nagaland Board of School Education									
26	New Delhi	Rashtriya Sanskrit Sansthan New Delhi									
27	Odisha	Council of Higher Secondary Education, Odisha									
28	Punjab	Punjab School Education Board	4	6	10	2	5	7	50.00%	83.33%	70.00%
29	Rajasthan	Board of Secondary Education, Rajasthan	109	26	135	4	6	10	3.67%	23.08%	7.41%
30		Banasthali Vidyapith , Rajasthan#									
31	Tamil Nadu	State Board of School Educaiton Tamil Nadu									
32	Telangana	Telangana State Board of Intermediate Education	4538	8320	12858	3274	6588	9862	72.15%	79.18%	76.70%
33	Tripura	Tripura Board of Secondary Education									
34		Madhyamik Shiksha Parishad Uttar Pradesh	294	211	505	8	5	13	2.72%	2.37%	2.57%
35	Uttar Pradesh	Aligarh Muslim University Board of Secondary & Sr.Secondary Education									
36		U.P. Dayalbag Education Institute									
37		UP Board of Secondary Sanskrit Education									
38	Uttarakhand	Uttarakhand Board of School Education									
39		Uttarakhand Sanskriti Shiksha Parishad									
40	West Bengal	West Bengal council of Higher Secondary Education									
41		West Bengal Board of Madrasah Education									
Total			11928	14205	26133	9196	11641	20837	77.10%	81.95%	79.73%

The Institute is mainly meant for Women, Boys enrolment pertains to wards of the staff.
Black cell indicates that either system does not exist or information is not available.

Sl. No.	State	Name of the Board	Table31 -Stream-wise Results Annual & Supplementary - Regular and Private Students - All Categories														
			Number of Students Passed														
			All Streams			Streams											
						Arts			Commerce			Science			Vocational		
			Boys	Girls	Total	Boys	Girls	Total	Boys	Girls	Total	Boys	Girls	Total	Boys	Girls	Total
4	5	6	7	8	9	10	11	12	13	14	15	16	17	18			
1	Central	Central Board of Secondary Education, New Delhi	731395	599267	1330662	101461	120318	221779	188405	151606	340011	390958	273427	664385	50571	53916	104487
2		Council for the Indian School Certificate Examinations, New Delhi	50761	45579	96340	3231	7781	11012	19651	16686	36337	27324	20457	47781	555	655	1210
3	Andhra Pradesh	Board of Intermediate Education, Andhra Pradesh	157523	181212	338735	3346	4077	7423	21156	25037	46193	119313	136868	256181	13708	15230	28938
4	Assam	Assam Higher Secondary Education Council	84723	90525	175248	55774	74553	130327	9369	3895	13264	19076	11880	30956	504	197	701
5	Bihar	Bihar School Examination Board, Patna	502853	507028	1009881	192113	337873	529986	34548	19081	53629	275919	149919	425838	273	155	428
6		Bihar State Madrasa Education Board, Vidyapati Marg, Patna	12460	25044	37504	12460	25044	37504									
7	Chhattisgarh	Chhattisgarh Board of Secondary Education	106823	137645	244468	49370	58699	108069	18951	18725	37676	38502	60221	98723			
8		Chhattisgarh Madarsa Board, Raipur	62	34	96	41	22	63	4	1	5	17	11	28			
9		Chhattisgarh Sanskriti Vidya Mandalam, Raipur	434	267	701	277	114	391	16	2	18	141	151	292			
10	Goa	Goa Board of Secondary & Higher Secondary Education	8356	8943	17299	1347	3223	4570	2877	2436	5313	2377	2538	4915	1755	746	2501
11	Gujarat	Gujarat Secondary & Higher Secondary Education Board	200594	192154	392748	159311	160975	320286	62	90	152	41095	30877	71972	126	212	338
12	Haryana	Board of School Education Haryana	110028	106887	216915	79571	80415	159986	10575	12456	23031	19882	14016	33898			
13	Himachal Pradesh	H.P. Board of School Education, Dharamshala	41304	41042	82346	24683	25845	50528	5100	3847	8947	11521	11350	22871			
14	Jammu and Kashmir	The Jammu & Kashmir State Board of School Education	67073	60591	127664	32347	34299	66646	4582	1950	6532	30144	24342	54486			
15	Jharkhand	Jharkhand Academic Council, Ranchi	124766	137955	262721	73848	106513	180361	11906	10264	22170	39012	21178	60190			
16	Karnataka	Department of Pre-University Education, Karnataka	215184	250804	465988	59049	63371	122420	76453	96635	173088	79682	90798	170480			
17	Kerala	Kerala Higher Secondary Board	154652	186328	340980	30253	42952	73205	56520	48693	105213	67879	94683	162562			
18		State Board of Vocational Higher Secondary, Kerala	14241	10076	24317										14241	10076	24317
19	Madhya Pradesh	Madhya Pradesh Board of Secondary Education	272657	274350	547007	88118	109979	198097	46386	41163	87549	106555	104459	211014	31598	18749	50347
20		Maharshi Patanjali Sanskrit Sansthan, Bhopal (Madhya Pradesh)	1670	738	2408	221	148	369	15	4	19	878	575	1453			

Sl. No.	State	Name of the Board	Table31 -Stream-wise Results Annual & Supplementary - Regular and Private Students - All Categories														
			Number of Students Passed														
			All Streams			Streams											
						Arts			Commerce			Science			Vocational		
			Boys	Girls	Total	Boys	Girls	Total	Boys	Girls	Total	Boys	Girls	Total	Boys	Girls	Total
4	5	6	7	8	9	10	11	12	13	14	15	16	17	18			
21	Maharashtra	Maharashtra State Board of Secondary & Higher Secondary Education	754662	633665	1388327	209578	180367	389945	173241	162597	335838	337752	279678	617430	34091	11023	45114
22	Manipur	Council of Higher Secondary Education, Imphal, Manipur	13489	13398	26887	3908	3907	7815	297	257	554	9284	9234	18518			
23	Meghalaya	Meghalaya Board of School Education	9446	12636	22082	7596	10649	18245	920	793	1713	926	1190	2116	4	4	8
24	Mizoram	Mizoram Board of School Education	4622	5221	9843	3613	4033	7646	253	268	521	756	920	1676			
25	Nagaland	Nagaland Board of School Education	6196	7793	13989	4784	6354	11138	562	390	952	850	1049	1899			
26	New Delhi	Rashtriya Sanskrit Sansthan New Delhi	817	473	1290	817	473	1290									
27	Odisha	Council of Higher Secondary Education, Odisha	119579	143618	263197	65639	101635	167274	13015	7882	20897	38969	32104	71073	1956	1997	3953
28	Punjab	Punjab School Education Board, Mohali	168290	139418	307708	126868	97405	224273	14456	15684	30140	19606	22588	42194	7360	3741	11101
29	Rajasthan	Board of Senior Secondary Education, Rajasthan, Ajmer	464948	401983	866931	303371	314519	617890	16941	9497	26438	144636	77967	222603			
30		Banasthali Vidyapith , Rajasthan#	12	933	945	7	271	278	0	206	206	5	456	461			
31	Tamil Nadu	State Board of School Educaiton Tamil Nadu	365330	414469	779799	5373	6553	11926	118141	130591	248732	217490	262080	479570	24324	15110	39434
32	Telangana	Telangana State Board of Intermediate Education	167033	187163	354196	3672	3463	7135	41022	42359	83381	104751	124027	228778	17588	17314	34902
33	Tripura	Tripura Board of Secondary Education	13617	14348	27965	11185	12620	23805	524	140	664	1859	1582	3441			
34	Uttar Pradesh	Madhyamik Shiksha Parishad Uttar Pradesh	987185	936978	1924163	217182	489812	706994	32706	19357	52063	693333	412687	1106020	15553	13345	28898
35		Aligarh Muslim University Board of Secondary & Sr. Secondary Education	1547	1180	2727												
36		UP Dayalbagh Educational Institute	139	199	338	0	75	75	30	63	93	109	61	170			
37		UP Madhyamik sanskrit Shiksha Parishad	9618	3245	12863	7974	2647	10621	17	4	21	1627	594	2221			
38	Uttarakhand	Uttarakhand Board of School Education	43374	48925	92299	21526	34103	55629	1909	1173	3082	19939	13649	33588			
39		Uttarakhand Sanskriti Shiksha Parishad	733	60	793	733	60	793									
40	West Bengal	West Bengal council of Higher Secondary Education	300284	350413	650697	220297	296971	517268	23975	10480	34455	49777	38189	87966	6235	4773	11008
41		West Bengal Board of Madrasah Education	2476	2092	4568												
Total			6290956	6174679	12465635	2180944	2822118	5003062	944585	854312	1798897	2911944	2325805	5237749	220442	167243	387685

The Institute is mainly meant for Women, Boys enrolment pertains to wards of the staff.
Black cell indicates that either system does not exist or information is not available.

Sl. No.	State	Name of the Board	Table 32: Share of Pass Out Students in Different Streams-Regular and Private Students -All Categories											
			Streams											
			Arts			Commerce			Science			Vocational		
			Boys	Girls	Total	Boys	Girls	Total	Boys	Girls	Total	Boys	Girls	Total
			4	5	6	7	8	9	10	11	12	13	14	15
1	Central	Central Board of Secondary Education, New Delhi	13.87	20.08	16.67	25.76	25.30	25.55	53.45	45.63	49.93	6.91	9.00	7.85
2		Council for the Indian School Certificate Examinations, New Delhi	6.37	17.07	11.43	38.71	36.61	37.72	53.83	44.88	49.60	1.09	1.44	1.26
3	Andhra Pradesh	Board of Intermediate Education, Andhra Pradesh	2.12	2.25	2.19	13.43	13.82	13.64	75.74	75.53	75.63	8.70	8.40	8.54
4	Assam	Assam Higher Secondary Education Council	65.83	82.36	74.37	11.06	4.30	7.57	22.52	13.12	17.66	0.59	0.22	0.40
5	Bihar	Bihar School Examination Board, Patna	38.20	66.64	52.48	6.87	3.76	5.31	54.87	29.57	42.17	0.05	0.03	0.04
6		Bihar State Madrasa Education Board, Vidyapati Marg, Patna	100.00	100.00	100.00									
7	Chhattisgarh	Chhattisgarh Board of Secondary Education	46.22	42.65	44.21	17.74	13.60	15.41	36.04	43.75	40.38			
8		Chhattisgarh Madarsa Board, Raipur	66.13	64.71	65.63	6.45	2.94	5.21	27.42	32.35	29.17			
9		Chhattisgarh Sanskriti Vidya Mandalam, Raipur	63.82	42.70	55.78	3.69	0.75	2.57	32.49	56.55	41.65			
10	Goa	Goa Board of Secondary & Higher Secondary Education	16.12	36.04	26.42	34.43	27.24	30.71	28.45	28.38	28.41	21.00	8.34	14.46
11	Gujarat	Gujarat Secondary & Higher Secondary Education Board	79.42	83.77	81.55	0.03	0.05	0.04	20.49	16.07	18.33	0.06	0.11	0.09
12	Haryana	Board of School Education Haryana	72.32	75.23	73.76	9.61	11.65	10.62	18.07	13.11	15.63			
13	Himachal Pradesh	H.P. Board of School Education, Dharamshala	59.76	62.97	61.36	12.35	9.37	10.87	27.89	27.65	27.77			
14	Jammu and Kashmir	The Jammu & Kashmir State Board of School Education	48.23	56.61	52.20	6.83	3.22	5.12	44.94	40.17	42.68			
15	Jharkhand	Jharkhand Academic Council, Ranchi	59.19	77.21	68.65	9.54	7.44	8.44	31.27	15.35	22.91			
16	Karnataka	Department of Pre-University Education, Karnataka	27.44	25.27	26.27	35.53	38.53	37.14	37.03	36.20	36.58			
17	Kerala	Kerala Higher Secondary Board	19.56	23.05	21.47	36.55	26.13	30.86	43.89	50.82	47.67			
18		State Board of Vocational Higher Secondary, Kerala										100.00	100.00	100.00
19	Madhya Pradesh	Madhya Pradesh Board of Secondary Education	32.32	40.09	36.21	17.01	15.00	16.01	39.08	38.08	38.58	11.59	6.83	9.20
20		Maharshi Patanjali Sanskrit Sansthan, Bhopal (Madhya Pradesh)	13.23	20.05	15.32	0.90	0.54	0.79	52.57	77.91	60.34			

Sl. No.	State	Name of the Board	Table 32: Share of Pass Out Students in Different Streams-Regular and Private Students -All Categories											
			Streams											
			Arts			Commerce			Science			Vocational		
			Boys	Girls	Total	Boys	Girls	Total	Boys	Girls	Total	Boys	Girls	Total
			4	5	6	7	8	9	10	11	12	13	14	15
21	Maharashtra	Maharashtra State Board of Secondary & Higher Secondary Education	27.77	28.46	28.09	22.96	25.66	24.19	44.76	44.14	44.47	4.52	1.74	3.25
22	Manipur	Council of Higher Secondary Education, Imphal, Manipur	28.97	29.16	29.07	2.20	1.92	2.06	68.83	68.92	68.87			
23	Meghalaya	Meghalaya Board of School Education	80.41	84.28	82.62	9.74	6.28	7.76	9.80	9.42	9.58	0.04	0.03	0.04
24	Mizoram	Mizoram Board of School Education	78.17	77.25	77.68	5.47	5.13	5.29	16.36	17.62	17.03			
25	Nagaland	Nagaland Board of School Education	77.21	81.53	79.62	9.07	5.00	6.81	13.72	13.46	13.57			
26	New Delhi	Rashtriya Sanskrit Sansthan New Delhi	100.00	100.00	100.00									
27	Odisha	Council of Higher Secondary Education, Odisha	54.89	70.77	63.55	10.88	5.49	7.94	32.59	22.35	27.00	1.64	1.39	1.50
28	Punjab	Punjab School Education Board, Mohali	75.39	69.87	72.89	8.59	11.25	9.80	11.65	16.20	13.71	4.37	2.68	3.61
29	Rajasthan	Board of Senior Secondary Education, Rajasthan, Ajmer	65.25	78.24	71.27	3.64	2.36	3.05	31.11	19.40	25.68			
30		Banasthali Vidyapith , Rajasthan#	58.33	29.05	29.42	0.00	22.08	21.80	41.67	48.87	48.78			
31	Tamil Nadu	State Board of School Educaiton Tamil Nadu	1.47	1.58	1.53	32.34	31.51	31.90	59.53	63.23	61.50	6.66	3.65	5.06
32	Telangana	Telangana State Board of Intermediate Education	2.20	1.85	2.01	24.56	22.63	23.54	62.71	66.27	64.59	10.53	9.25	9.85
33	Tripura	Tripura Board of Secondary Education	82.14	87.96	85.12	3.85	0.98	2.37	13.65	11.03	12.30			
34	Uttar Pradesh	Madhyamik Shiksha Parishad Uttar Pradesh	22.00	52.28	36.74	3.31	2.07	2.71	70.23	44.04	57.48	1.58	1.42	1.50
35		Aligarh Muslim University Board of Secondary & Sr. Secondary Education												
36		UP Dayalbagh Educational Institute	0.00	37.69	22.19	21.58	31.66	27.51	78.42	30.65	50.30			
37		UP Madhyamik sanskrit Shiksha Parishad	82.91	81.57	82.57	0.18	0.12	0.16	16.92	18.31	17.27			
38	Uttarakhand	Uttarakhand Board of School Education	49.63	69.70	60.27	4.40	2.40	3.34	45.97	27.90	36.39			
39		Uttarakhand Sanskriti Shiksha Parishad	100.00	100.00	100.00									
40	West Bengal	West Bengal council of Higher Secondary Education	73.36	84.75	79.49	7.98	2.99	5.30	16.58	10.90	13.52	2.08	1.36	1.69
41		West Bengal Board of Madrasah Education												
Total			34.67	45.70	40.13	15.01	13.84	14.43	46.29	37.67	42.02	3.50	2.71	3.11

The Institute is mainly meant for Women, Boys enrolment pertains to wards of the staff.
Black cell indicates that either system does not exist or information is not available.

Sl. No.	State	Name of the Board	Table 33 -Stream-wise Results Annual & Supplementary - Regular and Private Students - SC Students														
			Number of Students Passed														
			All Streams			Streams											
						Arts			Commerce			Science			Vocational		
			Boys	Girls	Total	Boys	Girls	Total	Boys	Girls	Total	Boys	Girls	Total	Boys	Girls	Total
4	5	6	7	8	9	10	11	12	13	14	15	16	17	18			
1	Central	Central Board of Secondary Education, New Delhi	60932	51957	112889	13990	14788	28778	11763	9185	20948	29773	21098	50871	5406	6886	12292
2		Council for the Indian School Certificate Examinations, New Delhi	2473	2109	4582	181	329	510	587	545	1132	1661	1209	2870	44	26	70
3	Andhra Pradesh	Board of Intermediate Education, Andhra Pradesh	23353	32525	55878	821	960	1781	4346	5225	9571	14450	21829	36279	3736	4511	8247
4	Assam	Assam Higher Secondary Education Council	6655	6932	13587	4832	5997	10829	721	321	1042	1078	601	1679	24	13	37
5	Bihar	Bihar School Examination Board, Patna	78949	72213	151162	38780	53484	92264	3101	1416	4517	37033	17285	54318	35	28	63
6		Bihar State Madrasa Education Board, Vidyapati Marg, Patna	7	22	29	7	22	29									
7	Chhattisgarh	Chhattisgarh Board of Secondary Education	15114	18734	33848	7404	8432	15836	2252	2163	4415	5458	8139	13597			
8		Chhattisgarh Madarsa Board, Raipur															
9		Chhattisgarh Sanskriti Vidya Mandalam, Raipur	64	49	113	42	39	81				22	10	32			
10	Goa	Goa Board of Secondary & Higher Secondary Education	145	170	315	34	61	95	60	45	105	26	39	65	25	25	50
11	Gujarat	Gujarat Secondary & Higher Secondary Education Board	13917	14974	28891	11244	12878	24122	4	8	12	2664	2080	4744	5	8	13
12	Haryana	Board of School Education Haryana	25948	29385	55333	21188	24776	45964	1882	2429	4311	2878	2180	5058			
13	Himachal Pradesh	H.P. Board of School Education, Dharamshala	10864	11203	22067	7570	8100	15670	1142	932	2074	2152	2171	4323			
14	Jammu and Kashmir	The Jammu & Kashmir State Board of School Education	2267	2428	4695	1273	1597	2870	97	108	205	897	723	1620			
15	Jharkhand	Jharkhand Academic Council, Ranchi	4936	4722	9658	3094	3822	6916	284	266	550	1558	634	2192			
16	Karnataka	Department of Pre-University Education, Karnataka	33728	38914	72642	14567	14945	29512	10047	13296	23343	9114	10673	19787			
17	Kerala	Kerala Higher Secondary Board	9977	13856	23833	2525	3797	6322	4166	4254	8420	3286	5805	9091			
18		State Board of Vocational Higher Secondary, Kerala	998	886	1884										998	886	1884
19	Madhya Pradesh	Madhya Pradesh Board of Secondary Education	43300	41689	84989	17253	19670	36923	6042	5493	11535	15421	13766	29187	4584	2760	7344
20		Maharshi Patanjali Sanskrit Sansthan, Bhopal (Madhya Pradesh)	126	88	214	23	20	43	1	0	1	100	62	162			

Sl. No.	State	Name of the Board	Table 33 -Stream-wise Results Annual & Supplementary - Regular and Private Students - SC Students														
			Number of Students Passed														
			All Streams			Streams											
						Arts			Commerce			Science			Vocational		
			Boys	Girls	Total	Boys	Girls	Total	Boys	Girls	Total	Boys	Girls	Total	Boys	Girls	Total
4	5	6	7	8	9	10	11	12	13	14	15	16	17	18			
21	Maharashtra	Maharashtra State Board of Secondary & Higher Secondary Education	96008	85668	181676	36979	31323	68302	16445	16725	33170	36248	35067	71315	6336	2553	8889
22	Manipur	Council of Higher Secondary Education, Imphal, Manipur	762	754	1516	108	133	241	10	12	22	644	609	1253			
23	Meghalaya	Meghalaya Board of School Education	67	62	129	42	44	86	15	9	24	10	9	19			
24	Mizoram	Mizoram Board of School Education	10	11	21	7	6	13	0	0	0	3	5	8			
25	Nagaland	Nagaland Board of School Education	74	62	136	33	42	75	21	10	31	20	10	30			
26	New Delhi	Rashtriya Sanskrit Sansthan New Delhi	55	40	95	55	40	95									
27	Odisha	Council of Higher Secondary Education, Odisha															
28	Punjab	Punjab School Education Board, Mohali	66719	62501	129220	54268	48588	102856	3179	4523	7702	5275	7183	12458	3997	2207	6204
29	Rajasthan	Board of Senior Secondary Education, Rajasthan, Ajmer	86701	75614	162315	64176	63722	127898	1501	905	2406	21024	10987	32011			
30		Banasthali Vidyapith , Rajasthan#	2	24	26	0	7	7	0	5	5	2	12	14			
31	Tamil Nadu	State Board of School Educaiton Tamil Nadu	77968	94649	172617	1999	2380	4379	25993	27941	53934	43120	59696	102816	6856	4592	11448
32	Telangana	Telangana State Board of Intermediate Education	24957	32092	57049	818	613	1431	6392	6502	12894	12809	19352	32161	4938	5625	10563
33	Tripura	Tripura Board of Secondary Education	3063	3086	6149	2558	2700	5258	111	43	154	394	343	737			
34	Uttar Pradesh	Madhyamik Shiksha Parishad Uttar Pradesh	199602	191113	390715	49281	109422	158703	5211	3011	8222	135575	75051	210626	3713	3299	7012
35		Aligarh Muslim University Board of Secondary & Sr. Secondary Education															
36		UP Dayalbagh Educational Institute	29	40	69	0	12	12	4	17	21	25	11	36			
37		UP Madhyamik sanskrit Shiksha Parishad	1062	586	1648	827	499	1326	1	0	1	234	87	321			
38	Uttarakhand	Uttarakhand Board of School Education	10728	12442	23170	6243	9707	15950	330	186	516	4155	2549	6704			
39		Uttarakhand Sanskriti Shiksha Parishad	24	11	35	24	11	35									
40	West Bengal	West Bengal council of Higher Secondary Education	77626	83687	161313	65052	75556	140608	3054	1158	4212	7726	5612	13338	1794	1361	3155
41		West Bengal Board of Madrasah Education															
Total			979210	985298	1964508	424204	514700	938904	108478	106467	214945	393277	324253	717530	42491	34780	77271

The Institute is mainly meant for Women, Boys enrolment pertains to wards of the staff.
Black cell indicates that either system does not exist or information is not available.

Sl. No.	State	Name of the Board	Table 34: Share of Pass Out Students in Different Streams- SC Students											
			Streams											
			Arts			Commerce			Science			Vocational		
			Boys	Girls	Total	Boys	Girls	Total	Boys	Girls	Total	Boys	Girls	Total
			4	5	6	7	8	9	10	11	12	13	14	15
1	Central	Central Board of Secondary Education, New Delhi	22.96	28.46	25.49	19.31	17.68	18.56	48.86	40.61	45.06	8.87	13.25	10.89
2		Council for the Indian School Certificate Examinations, New Delhi	7.32	15.60	11.13	23.74	25.84	24.71	67.17	57.33	62.64	1.78	1.23	1.53
3	Andhra Pradesh	Board of Intermediate Education, Andhra Pradesh	3.52	2.95	3.19	18.61	16.06	17.13	61.88	67.11	64.93	16.00	13.87	14.76
4	Assam	Assam Higher Secondary Education Council	72.61	86.51	79.70	10.83	4.63	7.67	16.20	8.67	12.36	0.36	0.19	0.27
5	Bihar	Bihar School Examination Board, Patna	49.12	74.06	61.04	3.93	1.96	2.99	46.91	23.94	35.93	0.04	0.04	0.04
6		Bihar State Madrasa Education Board, Vidyapati Marg, Patna	100.00	100.00	100.00									
7	Chhattisgarh	Chhattisgarh Board of Secondary Education	48.99	45.01	46.79	14.90	11.55	13.04	36.11	43.45	40.17			
8		Chhattisgarh Madarsa Board, Raipur												
9		Chhattisgarh Sanskriti Vidya Mandalam, Raipur	65.63	79.59	71.68				34.38	20.41	28.32			
10	Goa	Goa Board of Secondary & Higher Secondary Education	23.45	35.88	30.16	41.38	26.47	33.33	17.93	22.94	20.63	17.24	14.71	15.87
11	Gujarat	Gujarat Secondary & Higher Secondary Education Board	80.79	86.00	83.49	0.03	0.05	0.04	19.14	13.89	16.42	0.04	0.05	0.04
12	Haryana	Board of School Education Haryana	81.66	84.32	83.07	7.25	8.27	7.79	11.09	7.42	9.14			
13	Himachal Pradesh	H.P. Board of School Education, Dharamshala	69.68	72.30	71.01	10.51	8.32	9.40	19.81	19.38	19.59			
14	Jammu and Kashmir	The Jammu & Kashmir State Board of School Education	56.15	65.77	61.13	4.28	4.45	4.37	39.57	29.78	34.50			
15	Jharkhand	Jharkhand Academic Council, Ranchi	62.68	80.94	71.61	5.75	5.63	5.69	31.56	13.43	22.70			
16	Karnataka	Department of Pre-University Education, Karnataka	43.19	38.41	40.63	29.79	34.17	32.13	27.02	27.43	27.24			
17	Kerala	Kerala Higher Secondary Board	25.31	27.40	26.53	41.76	30.70	35.33	32.94	41.90	38.14			
18		State Board of Vocational Higher Secondary, Kerala										100.00	100.00	100.00
19	Madhya Pradesh	Madhya Pradesh Board of Secondary Education	39.85	47.18	43.44	13.95	13.18	13.57	35.61	33.02	34.34	10.59	6.62	8.64
20		Maharshi Patanjali Sanskrit Sansthan, Bhopal (Madhya Pradesh)	18.25	22.73	20.09	0.79	0.00	0.47	79.37	70.45	75.70			

Sl. No.	State	Name of the Board	Table 34: Share of Pass Out Students in Different Streams- SC Students											
			Streams											
			Arts			Commerce			Science			Vocational		
			Boys	Girls	Total	Boys	Girls	Total	Boys	Girls	Total	Boys	Girls	Total
			4	5	6	7	8	9	10	11	12	13	14	15
21	Maharashtra	Maharashtra State Board of Secondary & Higher Secondary Education	38.52	36.56	37.60	17.13	19.52	18.26	37.76	40.93	39.25	6.60	2.98	4.89
22	Manipur	Council of Higher Secondary Education, Imphal, Manipur	14.17	17.64	15.90	1.31	1.59	1.45	84.51	80.77	82.65			
23	Meghalaya	Meghalaya Board of School Education	62.69	70.97	66.67	22.39	14.52	18.60	14.93	14.52	14.73			
24	Mizoram	Mizoram Board of School Education	70.00	54.55	61.90	0.00	0.00	0.00	30.00	45.45	38.10			
25	Nagaland	Nagaland Board of School Education	44.59	67.74	55.15	28.38	16.13	22.79	27.03	16.13	22.06			
26	New Delhi	Rashtriya Sanskrit Sansthan New Delhi	100.00	100.00	100.00									
27	Odisha	Council of Higher Secondary Education, Odisha												
28	Punjab	Punjab School Education Board, Mohali	81.34	77.74	79.60	4.76	7.24	5.96	7.91	11.49	9.64	5.99	3.53	4.80
29	Rajasthan	Board of Senior Secondary Education, Rajasthan, Ajmer	74.02	84.27	78.80	1.73	1.20	1.48	24.25	14.53	19.72			
30		Banasthali Vidyapith , Rajasthan#	0.00	29.17	26.92	0.00	20.83	19.23	100.00	50.00	53.85			
31	Tamil Nadu	State Board of School Educaiton Tamil Nadu	2.56	2.51	2.54	33.34	29.52	31.24	55.30	63.07	59.56	8.79	4.85	6.63
32	Telangana	Telangana State Board of Intermediate Education	3.28	1.91	2.51	25.61	20.26	22.60	51.32	60.30	56.37	19.79	17.53	18.52
33	Tripura	Tripura Board of Secondary Education	83.51	87.49	85.51	3.62	1.39	2.50	12.86	11.11	11.99			
34	Uttar Pradesh	Madhyamik Shiksha Parishad Uttar Pradesh	24.69	57.26	40.62	2.61	1.58	2.10	67.92	39.27	53.91	1.86	1.73	1.79
35		Aligarh Muslim University Board of Secondary & Sr. Secondary Education												
36		UP Dayalbagh Educational Institute	0.00	30.00	17.39	13.79	42.50	30.43	86.21	27.50	52.17			
37		UP Madhyamik sanskrit Shiksha Parishad	77.87	85.15	80.46	0.09	0.00	0.06	22.03	14.85	19.48			
38	Uttarakhand	Uttarakhand Board of School Education	58.19	78.02	68.84	3.08	1.49	2.23	38.73	20.49	28.93			
39		Uttarakhand Sanskriti Shiksha Parishad	100.00	100.00	100.00									
40	West Bengal	West Bengal council of Higher Secondary Education	83.80	90.28	87.16	3.93	1.38	2.61	9.95	6.71	8.27	2.31	1.63	1.96
41		West Bengal Board of Madrasah Education												
Total			43.32	52.24	47.79	11.08	10.81	10.94	40.16	32.91	36.52	4.34	3.53	3.93

The Institute is mainly meant for Women, Boys enrolment pertains to wards of the staff.
Black cell indicates that either system does not exist or information is not available.

Sl. No.	State	Name of the Board	Table 35 -Stream-wise Results Annual & Supplementary - Regular and Private Students - ST Students														
			Number of Students Passed														
			All Streams			Streams											
						Arts			Commerce			Science			Vocational		
			Boys	Girls	Total	Boys	Girls	Total	Boys	Girls	Total	Boys	Girls	Total	Boys	Girls	Total
4	5	6	7	8	9	10	11	12	13	14	15	16	17	18			
1	Central	Central Board of Secondary Education, New Delhi	23498	22168	45666	4204	1723	5927	3080	2201	5281	11107	10092	21199	5107	8152	13259
2		Council for the Indian School Certificate Examinations, New Delhi	1684	1672	3356	572	681	1253	418	309	727	682	668	1350	12	14	26
3	Andhra Pradesh	Board of Intermediate Education, Andhra Pradesh	7636	8835	16471	658	702	1360	1232	1109	2341	3904	5033	8937	1842	1991	3833
4	Assam	Assam Higher Secondary Education Council	15425	16153	31578	11759	13734	25493	1082	491	1573	2522	1906	4428	62	22	84
5	Bihar	Bihar School Examination Board, Patna	11286	12534	23820	5572	9171	14743	591	356	947	5117	3004	8121	6	3	9
6		Bihar State Madrasa Education Board, Vidyapati Marg, Patna															
7	Chhattisgarh	Chhattisgarh Board of Secondary Education	28244	38926	67170	14648	18213	32861	3300	3122	6422	10296	17591	27887			
8		Chhattisgarh Madarsa Board, Raipur															
9		Chhattisgarh Sanskriti Vidya Mandalam, Raipur	123	63	186	101	42	143				22	21	43			
10	Goa	Goa Board of Secondary & Higher Secondary Education	892	1050	1942	201	407	608	273	221	494	153	279	432	265	143	408
11	Gujarat	Gujarat Secondary & Higher Secondary Education Board	22533	27087	49620	19645	23643	43288	6	32	38	2878	3398	6276	4	14	18
12	Haryana	Board of School Education Haryana															
13	Himachal Pradesh	H.P. Board of School Education, Dharamshala	2342	2516	4858	1540	1717	3257	235	205	440	567	594	1161			
14	Jammu and Kashmir	The Jammu & Kashmir State Board of School Education	2389	1924	4313	1367	1046	2413	43	30	73	979	848	1827			
15	Jharkhand	Jharkhand Academic Council, Ranchi	15721	19451	35172	10931	15854	26785	1830	1197	3027	2960	2400	5360			
16	Karnataka	Department of Pre-University Education, Karnataka	11848	14075	25923	5775	6098	11873	3177	4295	7472	2896	3682	6578			
17	Kerala	Kerala Higher Secondary Board	1352	2009	3361	539	873	1412	455	449	904	358	687	1045			
18		State Board of Vocational Higher Secondary, Kerala	63	83	146										63	83	146
19	Madhya Pradesh	Madhya Pradesh Board of Secondary Education	35479	40378	75857	16257	19686	35943	2681	2007	4688	10890	14225	25115	5651	4460	10111
20		Maharshi Patanjali Sanskrit Sansthan, Bhopal (Madhya Pradesh)	57	65	122	12	20	32	0	0	0	45	45	90			

Sl. No.	State	Name of the Board	Table 35 -Stream-wise Results Annual & Supplementary - Regular and Private Students - ST Students														
			Number of Students Passed														
			All Streams			Streams											
						Arts			Commerce			Science			Vocational		
			Boys	Girls	Total	Boys	Girls	Total	Boys	Girls	Total	Boys	Girls	Total	Boys	Girls	Total
4	5	6	7	8	9	10	11	12	13	14	15	16	17	18			
21	Maharashtra	Maharashtra State Board of Secondary & Higher Secondary Education	54663	45079	99742	30556	24583	55139	4531	4255	8786	17215	15538	32753	2361	703	3064
22	Manipur	Council of Higher Secondary Education, Imphal, Manipur	4270	4462	8732	2720	2599	5319	154	111	265	1396	1752	3148			
23	Meghalaya	Meghalaya Board of School Education	8559	11743	20302	7138	10059	17197	660	619	1279	757	1061	1818	4	4	8
24	Mizoram	Mizoram Board of School Education	4549	5135	9684	3568	3981	7549	244	260	504	737	894	1631			
25	Nagaland	Nagaland Board of School Education	5574	7141	12715	4568	6022	10590	286	172	458	720	947	1667			
26	New Delhi	Rashtriya Sanskrit Sansthan New Delhi	10	27	37	10	27	37									
27	Odisha	Council of Higher Secondary Education, Odisha															
28	Punjab	Punjab School Education Board, Mohali	37	34	71	30	25	55	2	4	6	5	5	10			
29	Rajasthan	Board of Senior Secondary Education, Rajasthan, Ajmer	56863	53932	110795	39470	42924	82394	396	211	607	16997	10797	27794			
30		Banasthali Vidyapith , Rajasthan#		23	23		8	8		2	2		13	13			
31	Tamil Nadu	State Board of School Educaiton Tamil Nadu	3412	3798	7210	56	59	115	1015	939	1954	2148	2637	4785	193	163	356
32	Telangana	Telangana State Board of Intermediate Education	16934	17729	34663	834	644	1478	3301	3021	6322	10023	10825	20848	2776	3239	6015
33	Tripura	Tripura Board of Secondary Education	3616	4100	7716	3335	3931	7266	131	20	151	150	149	299			
34	Uttar Pradesh	Madhyamik Shiksha Parishad Uttar Pradesh	5605	5662	11267	1341	3032	4373	131	77	208	3896	2469	6365	90	68	158
35		Aligarh Muslim University Board of Secondary & Sr. Secondary Education															
36		UP Dayalbagh Educational Institute	7	9	16	0	0	0	3	2	5	4	7	11			
37		UP Madhyamik sanskrit Shiksha Parishad	38	18	56	18	11	29	0	0	0	20	7	27			
38	Uttarakhand	Uttarakhand Board of School Education	1253	1526	2779	635	1031	1666	43	27	70	575	468	1043			
39		Uttarakhand Sanskriti Shiksha Parishad	4		4	4		4									
40	West Bengal	West Bengal council of Higher Secondary Education	12806	14627	27433	11620	13720	25340	234	125	359	714	558	1272	238	224	462
41		West Bengal Board of Madrasah Education															
Total			358772	384034	742806	199684	226266	425950	29534	25869	55403	110733	112600	223333	18674	19283	37957

The Institute is mainly meant for Women, Boys enrolment pertains to wards of the staff.
Black cell indicates that either system does not exist or information is not available.

Sl. No.	State	Name of the Board	Table 36: Share of Pass Out Students in Different Streams - ST Students											
			Streams											
			Arts			Commerce			Science			Vocational		
			Boys	Girls	Total	Boys	Girls	Total	Boys	Girls	Total	Boys	Girls	Total
			4	5	6	7	8	9	10	11	12	13	14	15
1	Central	Central Board of Secondary Education, New Delhi	17.89	7.77	12.98	13.11	9.93	11.56	47.27	45.53	46.42	21.73	36.77	29.03
2		Council for the Indian School Certificate Examinations, New Delhi	33.97	40.73	37.34	24.82	18.48	21.66	40.50	39.95	40.23	0.71	0.84	0.77
3	Andhra Pradesh	Board of Intermediate Education, Andhra Pradesh	8.62	7.95	8.26	16.13	12.55	14.21	51.13	56.97	54.26	24.12	22.54	23.27
4	Assam	Assam Higher Secondary Education Council	76.23	85.02	80.73	7.01	3.04	4.98	16.35	11.80	14.02	0.40	0.14	0.27
5	Bihar	Bihar School Examination Board, Patna	49.37	73.17	61.89	5.24	2.84	3.98	45.34	23.97	34.09	0.05	0.02	0.04
6		Bihar State Madrasa Education Board, Vidyapati Marg, Patna												
7	Chhattisgarh	Chhattisgarh Board of Secondary Education	51.86	46.79	48.92	11.68	8.02	9.56	36.45	45.19	41.52			
8		Chhattisgarh Madarsa Board, Raipur												
9		Chhattisgarh Sanskriti Vidya Mandalam, Raipur	82.11	66.67	76.88	0.00	0.00	0.00	17.89	33.33	23.12			
10	Goa	Goa Board of Secondary & Higher Secondary Education	22.53	38.76	31.31	30.61	21.05	25.44	17.15	26.57	22.25	29.71	13.62	21.01
11	Gujarat	Gujarat Secondary & Higher Secondary Education Board	87.18	87.29	87.24	0.03	0.12	0.08	12.77	12.54	12.65	0.02	0.05	0.04
12	Haryana	Board of School Education Haryana												
13	Himachal Pradesh	H.P. Board of School Education, Dharamshala	65.76	68.24	67.04	10.03	8.15	9.06	24.21	23.61	23.90			
14	Jammu and Kashmir	The Jammu & Kashmir State Board of School Education	57.22	54.37	55.95	1.80	1.56	1.69	40.98	44.07	42.36			
15	Jharkhand	Jharkhand Academic Council, Ranchi	69.53	81.51	76.15	11.64	6.15	8.61	18.83	12.34	15.24			
16	Karnataka	Department of Pre-University Education, Karnataka	48.74	43.33	45.80	26.81	30.52	28.82	24.44	26.16	25.38			
17	Kerala	Kerala Higher Secondary Board	39.87	43.45	42.01	33.65	22.35	26.90	26.48	34.20	31.09			
18		State Board of Vocational Higher Secondary, Kerala										100.00	100.00	100.00
19	Madhya Pradesh	Madhya Pradesh Board of Secondary Education	45.82	48.75	47.38	7.56	4.97	6.18	30.69	35.23	33.11	15.93	11.05	13.33
20		Maharshi Patanjali Sanskrit Sansthan, Bhopal (Madhya Pradesh)	21.05	30.77	26.23	0.00	0.00	0.00	78.95	69.23	73.77			

Sl. No.	State	Name of the Board	Table 36: Share of Pass Out Students in Different Streams - ST Students											
			Streams											
			Arts			Commerce			Science			Vocational		
			Boys	Girls	Total	Boys	Girls	Total	Boys	Girls	Total	Boys	Girls	Total
			4	5	6	7	8	9	10	11	12	13	14	15
21	Maharashtra	Maharashtra State Board of Secondary & Higher Secondary Education	55.90	54.53	55.28	8.29	9.44	8.81	31.49	34.47	32.84	4.32	1.56	3.07
22	Manipur	Council of Higher Secondary Education, Imphal, Manipur	63.70	58.25	60.91	3.61	2.49	3.03	32.69	39.26	36.05			
23	Meghalaya	Meghalaya Board of School Education	83.40	85.66	84.71	7.71	5.27	6.30	8.84	9.04	8.95	0.05	0.03	0.04
24	Mizoram	Mizoram Board of School Education	78.43	77.53	77.95	5.36	5.06	5.20	16.20	17.41	16.84			
25	Nagaland	Nagaland Board of School Education	81.95	84.33	83.29	5.13	2.41	3.60	12.92	13.26	13.11			
26	New Delhi	Rashtriya Sanskrit Sansthan New Delhi	100.00	100.00	100.00	0.00	0.00	0.00	0.00	0.00	0.00			
27	Odisha	Council of Higher Secondary Education, Odisha												
28	Punjab	Punjab School Education Board, Mohali	81.08	73.53	77.46	5.41	11.76	8.45	13.51	14.71	14.08			
29	Rajasthan	Board of Senior Secondary Education, Rajasthan, Ajmer	69.41	79.59	74.37	0.70	0.39	0.55	29.89	20.02	25.09			
30		Banasthali Vidyapith , Rajasthan#		34.78	34.78		8.70	8.70		56.52	56.52			
31	Tamil Nadu	State Board of School Educaiton Tamil Nadu	1.64	1.55	1.60	29.75	24.72	27.10	62.95	69.43	66.37	5.66	4.29	4.94
32	Telangana	Telangana State Board of Intermediate Education	4.93	3.63	4.26	19.49	17.04	18.24	59.19	61.06	60.14	16.39	18.27	17.35
33	Tripura	Tripura Board of Secondary Education	92.23	95.88	94.17	3.62	0.49	1.96	4.15	3.63	3.88			
34	Uttar Pradesh	Madhyamik Shiksha Parishad Uttar Pradesh	23.93	53.55	38.81	2.34	1.36	1.85	69.51	43.61	56.49	1.61	1.20	1.40
35		Aligarh Muslim University Board of Secondary & Sr. Secondary Education												
36		UP Dayalbagh Educational Institute	0.00	0.00	0.00	42.86	22.22	31.25	57.14	77.78	68.75			
37		UP Madhyamik sanskrit Shiksha Parishad	47.37	61.11	51.79	0.00	0.00	0.00	52.63	38.89	48.21			
38	Uttarakhand	Uttarakhand Board of School Education	50.68	67.56	59.95	3.43	1.77	2.52	45.89	30.67	37.53			
39		Uttarakhand Sanskriti Shiksha Parishad	100.00		100.00									
40	West Bengal	West Bengal council of Higher Secondary Education	90.74	93.80	92.37	1.83	0.85	1.31	5.58	3.81	4.64	1.86	1.53	1.68
41		West Bengal Board of Madrasah Education												
Total			55.66	58.92	57.34	8.23	6.74	7.46	30.86	29.32	30.07	5.20	5.02	5.11

The Institute is mainly meant for Women, Boys enrolment pertains to wards of the staff.
Black cell indicates that either system does not exist or information is not available.

Sl. No.	State	Name of the Board	RESULTS OF HIGHER SECONDARY EXAMINATION- 2022											
			All Categories											
			Table 37 - Open School Board											
			Number of Students											
			Registered			Appeared			Passed					
						Annual			Pass Percentage					
Boys	Girls	Total	Boys	Girls	Total	Boys	Girls	Total	Boys	Girls	Total	Boys	Girls	Total
1	2	3	4	5	6	7	8	9	10	11	12	13	14	15
1	Central	National Institute of Open Schooling	133063	61922	194985	133063	61922	194985	66156	32193	98349	49.72%	51.99%	50.44%
2	Andhra Pradesh	Andhra Pradesh Open School Society	27523	25191	52714	25478	23760	49238	14728	15014	29742	57.81%	63.19%	60.40%
3	Assam	Assam State Open School												
4	Chhattisgarh	Chhattisgarh State Open School	39576	33465	73041	29406	24761	54167	18323	16381	34704	62.31%	66.16%	64.07%
5	Madhya Pradesh	MP State Open School Education board, Bhopal	49622	38519	88141	49622	38519	88141	22139	19904	42043	44.62%	51.67%	47.70%
6	Punjab	Open School Board, Punjab	10929	5535	16464	9846	5238	15084	7747	4427	12174	78.68%	84.52%	80.71%
7	Rajasthan	Rajasthan State Open School	27347	39178	66525	25680	35290	60970	13067	18364	31431	50.88%	52.04%	51.55%
8	Telangana	Telangana Open School Society, Hyderabad	23972	12373	36345	23972	12373	36345	9244	5666	14910	38.56%	45.79%	41.02%
9	West Bengal	West Bengal Council of Rabindra Open Schooling	7775	10980	18755	5225	6995	12220	2235	3511	5746	42.78%	50.19%	47.02%
Total			319807	227163	546970	302292	208858	511150	153639	115460	269099	50.82%	55.28%	52.65%

Note: In Open Schooling System, candidates are not classified as 'Regular' or 'Private'.

Black cell indicates that either system does not exist or information is not available.

Sl. No.	State	Name of the Board	RESULTS OF HIGHER SECONDARY EXAMINATION- 2022								
			All Categories								
			Table 38 - Open School Board								
			Number of Students								
			Total Number of Students Passed			Out of the Total, Number of Students passed with marks			Percentage of Students passed with marks		
			60% & above			60% & above					
			Boys	Girls	Total	Boys	Girls	Total	Boys	Girls	Total
1	2	3	4	5	6	7	8	9	10	11	12
1	Central	National Institute of Open Schooling	66156	32193	98349	44559	22386	66945	67.35%	69.54%	68.07%
2	Andhra Pradesh	Andhra Pradesh Open School Society	14728	15014	29742	6620	6356	12976	44.95%	42.33%	43.63%
3	Assam	Assam State Open School									
4	Chhattisgarh	Chhattisgarh State Open School	18323	16381	34704	8046	7452	15498	43.91%	45.49%	44.66%
5	Madhya Pradesh	MP State Open School Education board, Bhopal	22139	19904	42043	2759	3693	6452	12.46%	18.55%	15.35%
6	Punjab	Open School Board, Punjab	7747	4427	12174	6064	3852	9916	78.28%	87.01%	81.45%
7	Rajasthan	Rajasthan State Open School	13067	18364	31431				0.00%	0.00%	0.00%
8	Telangana	Telangana Open School Society, Hyderabad	9244	5666	14910				0.00%	0.00%	0.00%
9	West Bengal	West Bengal Council of Rabindra Open Schooling	2235	3511	5746	627	1212	1839	28.05%	34.52%	32.00%
Total			153639	115460	269099	68675	44951	113626	44.70%	38.93%	42.22%

Note: In Open Schooling System, candidates are not classified as 'Regular' or 'Private'.

Black cell indicates that either system does not exist or information is not available.

Sl. No.	State	Name of the Board	RESULTS OF HIGHER SECONDARY EXAMINATION- 2022											
			Scheduled Caste											
			Table 39 - Open School Board											
			Number of Students											
			Registered			Appeared			Passed					
						Annual			Out of the Total, Number of					
Boys	Girls	Total	Boys	Girls	Total	Boys	Girls	Total	Boys	Girls	Total	Boys	Girls	Total
1	2	3	17	18	19	20	21	22	23	24	25	26	27	28
1	Central	National Institute of Open Schooling	11838	5451	17289	11838	5451	17289	5487	2715	8202	46.35%	49.81%	47.44%
2	Andhra Pradesh	Andhra Pradesh Open School Society	3631	4458	8089	3289	4094	7383	1630	2323	3953	49.56%	56.74%	53.54%
3	Assam	Assam State Open School												
4	Chhattisgarh	Chhattisgarh State Open School	4781	4470	9251	3708	3449	7157	2255	2247	4502	60.81%	65.15%	62.90%
5	Madhya Pradesh	MP State Open School Education board, Bhopal	7640	10221	17861	7640	10221	17861	4445	3828	8273	58.18%	37.45%	46.32%
6	Punjab	Open School Board, Punjab	2654	1630	4284	2403	1549	3952	1825	1297	3122	75.95%	83.73%	79.00%
7	Rajasthan	Rajasthan State Open School	4031	3347	7378	3841	3049	6890	2019	1625	3644	52.56%	53.30%	52.89%
8	Telangana	Telangana Open School Society, Hyderabad	4464	2331	6795	4464	2331	6795	1856	1059	2915	41.58%	45.43%	42.90%
9	West Bengal	West Bengal Council of Rabindra Open Schooling	962	651	1613	466	517	983	281	242	523	60.30%	46.81%	53.20%
Total			40001	32559	72560	37649	30661	68310	19798	15336	35134	52.59%	50.02%	51.43%

Note: In Open Schooling System, candidates are not classified as 'Regular' or 'Private'.

Black cell indicates that either system does not exist or information is not available.

Sl. No.	State	Name of the Board	RESULTS OF HIGHER SECONDARY EXAMINATION- 2022								
			Scheduled Caste								
			Table 40 - Open School Board								
			Number of Students								
			Total Number of Students Passed			Out of the Total, Number of Students passed with marks			Percentage of Students passed with marks		
			60% & above			60% & above					
			Boys	Girls	Total	Boys	Girls	Total	Boys	Girls	Total
1	2	3	4	5	6	7	8	9	10	11	12
1	Central	National Institute of Open Schooling	5487	2715	8202	3467	1743	5210	63.19%	64.20%	63.52%
2	Andhra Pradesh	Andhra Pradesh Open School Society	1630	2323	3953	596	948	1544	36.56%	40.81%	39.06%
3	Assam	Assam State Open School									
4	Chhattisgarh	Chhattisgarh State Open School	2255	2247	4502	732	832	1564	32.46%	37.03%	34.74%
5	Madhya Pradesh	MP State Open School Education board, Bhopal	4445	3828	8273	517	635	1152	11.63%	16.59%	13.92%
6	Punjab	Open School Board, Punjab	1825	1297	3122	1450	1135	2585	79.45%	87.51%	82.80%
7	Rajasthan	Rajasthan State Open School	2019	1625	3644	507	410	917	25.11%	25.23%	25.16%
8	Telangana	Telangana Open School Society, Hyderabad	1856	1059	2915				0.00%	0.00%	0.00%
9	West Bengal	West Bengal Council of Rabindra Open Schooling	281	242	523	76	64	140	27.05%	26.45%	26.77%
Total			19798	15336	35134	7345	5767	13112	37.10%	37.60%	37.32%

Note: In Open Schooling System, candidates are not classified as 'Regular' or 'Private'.

Black cell indicates that either system does not exist or information is not available.

Sl. No.	State	Name of the Board	RESULTS OF HIGHER SECONDARY EXAMINATION- 2022											
			Scheduled Tribe											
			Table 41 - Open School Board											
			Number of Students											
			Registered			Appeared			Passed					
						Annual			Out of the Total, Number of					
Boys	Girls	Total	Boys	Girls	Total	Boys	Girls	Total	Boys	Girls	Total	Boys	Girls	Total
1	2	3	29	30	31	32	33	34	35	36	37	38	39	40
1	Central	National Institute of Open Schooling	5604	4733	10337	5604	4733	10337	2787	2419	5206	49.73%	51.11%	50.36%
2	Andhra Pradesh	Andhra Pradesh Open School Society	1420	1863	3283	1292	1626	2918	631	873	1504	48.84%	53.69%	51.54%
3	Assam	Assam State Open School												
4	Chhattisgarh	Chhattisgarh State Open School	7174	7670	14844	5534	5982	11516	3607	4012	7619	65.18%	67.07%	66.16%
5	Madhya Pradesh	MP State Open School Education board, Bhopal	7040	7861	14901	7040	7861	14901	2967	3842	6809	42.14%	48.87%	45.69%
6	Punjab	Open School Board, Punjab	3	3	6	3	3	6	3	3	6	100.00%	100.00%	100.00%
7	Rajasthan	Rajasthan State Open School	2807	2677	5484	2535	2155	4690	1218	1026	2244	48.05%	47.61%	47.85%
8	Telangana	Telangana Open School Society, Hyderabad	2090	1115	3205	2090	1115	3205	874	460	1334	41.82%	41.26%	41.62%
9	West Bengal	West Bengal Council of Rabindra Open Schooling	249	294	543	175	157	332	68	87	155	38.86%	55.41%	46.69%
Total			26387	26216	52603	24273	23632	47905	12155	12722	24877	50.08%	53.83%	51.93%

Note: In Open Schooling System, candidates are not classified as 'Regular' or 'Private'.

Black cell indicates that either system does not exist or information is not available.

Sl. No.	State	Name of the Board	RESULTS OF HIGHER SECONDARY EXAMINATION- 2022								
			Scheduled Tribe								
			Table 42 - Open School Board								
			Number of Students								
			Total Number of Students Passed			Out of the Total, Number of Students passed with marks			Percentage of Students passed with marks		
			60% & above			60% & above					
Boys	Girls	Total	Boys	Girls	Total	Boys	Girls	Total			
1	2	3	4	5	6	7	8	9	10	11	12
1	Central	National Institute of Open Schooling	2787	2419	5206	1574	1449	3023	56.48%	59.90%	58.07%
2	Andhra Pradesh	Andhra Pradesh Open School Society	631	873	1504	149	341	490	23.61%	39.06%	32.58%
3	Assam	Assam State Open School									
4	Chhattisgarh	Chhattisgarh State Open School	3607	4012	7619	1521	1785	3306	42.17%	44.49%	43.39%
5	Madhya Pradesh	MP State Open School Education board, Bhopal	2967	3842	6809	264	529	793	8.90%	13.77%	11.65%
6	Punjab	Open School Board, Punjab	3	3	6	2	2	4	66.67%	66.67%	66.67%
7	Rajasthan	Rajasthan State Open School	1218	1026	2244	352	334	686	28.90%	32.55%	30.57%
8	Telangana	Telangana Open School Society, Hyderabad	874	460	1334				0.00%	0.00%	0.00%
9	West Bengal	West Bengal Council of Rabindra Open Schooling	68	87	155	24	39	63	35.29%	44.83%	40.65%
Total			12155	12722	24877	3886	4479	8365	31.97%	35.21%	33.63%

Note: In Open Schooling System, candidates are not classified as 'Regular' or 'Private'.

Black cell indicates that either system does not exist or information is not available.

Table 43 - HIGHER SECONDARY EXAMINATION RESULTS DURING 2012 - 2022 (CENTRAL/STATE BOARDS)

Year	Coverag e (No. of Boards)	Number of Students																	
		All Categories						Scheduled Caste						Scheduled Tribe					
		Appeared			Passed			Appeared			Passed			Appeared			Passed		
		Boys	Girls	Total	Boys	Girls	Total	Boys	Girls	Total	Boys	Girls	Total	Boys	Girls	Total	Boys	Girls	Total
1	2	3	4	5	6	7	8	9	10	11	12	13	14	15	16	17	18	19	20
2012	33	6,881,305	5,398,678	12,281,267	5,199,631	4,536,532	9,737,015	991,664	760,206	1,751,870	702,447	617,825	1,320,272	385,948	289,140	675,088	256,958	208,248	465,206
2013	34	7,526,390	5,981,636	13,512,266	5,718,974	4,972,230	10,694,106	1,182,026	942,005	2,124,031	855,509	738,276	1,593,785	469,936	371,973	841,909	312,543	266,194	578,737
2014	34	7,932,354	6,444,520	14,376,874	6,112,192	5,460,867	11,573,059	1,282,949	1,054,549	2,339,062	927,913	849,262	1,777,948	482,540	422,862	906,629	328,723	314,744	644,023
2015	34	7,951,803	6,588,245	14,540,048	6,084,077	5,564,741	11,648,818	1,277,994	1,070,562	2,348,556	932,537	855,168	1,787,705	527,536	496,119	1,023,655	345,669	356,715	702,384
2016	41	8,208,808	6,750,127	14,958,935	6,096,443	5,550,770	11,647,213	1,339,325	1,110,733	2,450,058	945,954	864,119	1,810,073	531,727	458,484	990,211	348,344	327,269	675,613
2017	41	7,833,015	6,784,407	14,617,422	5,696,250	5,393,357	11,089,607	1,254,641	1,097,520	2,397,346	851,626	841,939	1,732,895	469,148	420,482	938,329	322,397	311,887	674,686
2018	41	7,781,980	6,675,415	14,817,647	5,744,727	5,554,812	11,299,539	1,267,085	1,106,939	2,434,041	857,886	844,555	1,740,653	462,575	426,278	954,071	322,458	321,682	682,742
2019	41	7,793,948	6,811,143	14,605,091	5,910,174	5,698,561	11,608,735	1,261,956	1,130,149	2,392,105	902,097	889,941	1,792,038	497,050	471,312	968,362	349,705	361,364	711,069
2020	41	7,787,885	6,880,181	14,668,066	6,175,952	5,979,052	12,155,004	1,277,903	1,151,460	2,429,363	968,677	954,845	1,923,522	497,632	477,632	970,869	367,394	384,068	751,462
2021	41	7,893,479	7,084,951	14,978,430	7,556,759	6,900,018	14,456,777	1,304,472	1,195,876	2,500,348	1,251,602	1,164,686	2,416,288	496,150	492,962	989,112	472,773	477,034	949,807
2022	41	7,445,355	6,883,952	14,329,307	6,290,956	6,174,679	12,465,635	1,220,571	1,147,093	2,367,664	979,242	985,317	1,964,559	438,451	448,840	887,291	358,777	384,036	742,813

Table 44 - HIGHER SECONDARY EXAMINATION RESULTS DURING 2012 - 2022 (OPEN SCHOOL BOARDS)

Year	Coverag e (No. of Boards)	Number of Students																	
		All Categories						Scheduled Caste						Scheduled Tribe					
		Appeared			Passed			Appeared			Passed			Appeared			Passed		
		Boys	Girls	Total	Boys	Girls	Total	Boys	Girls	Total	Boys	Girls	Total	Boys	Girls	Total	Boys	Girls	Total
1	2	3	4	5	6	7	8	9	10	11	12	13	14	15	16	17	18	19	20
2012	7	275,590	157,416	433,006	190,382	108,332	298,714	42,930	22,027	64,957	27,211	13,914	41,125	23,389	19,138	42,527	13,457	11,941	25,398
2013	7	291,855	168,709	460,564	190,349	109,184	299,533	47,343	24,969	72,312	28,245	15,268	43,513	24,797	22,002	46,799	14,368	13,846	28,214
2014	7	371,263	227,722	598,985	174,756	107,480	282,236	50,180	27,431	77,611	23,073	13,910	36,983	31,443	29,625	61,068	14,392	13,931	28,323
2015	7	235,315	151,108	386,423	142,123	96,883	239,006	34,060	20,599	54,659	21,268	14,015	35,283	22,595	19,896	42,491	15,025	13,343	28,368
2016	8	254,953	179,055	434,008	109,491	86,270	195,761	41,232	28,674	69,906	19,037	13,897	32,934	31,151	25,197	56,348	14,499	11,561	26,060
2017	8	443,827	247,693	691,520	175,640	113,067	288,707	60,203	34,995	95,198	24,724	16,826	41,550	39,633	36,253	75,886	18,686	18,277	36,963
2018	9	404,413	244,488	648,901	180,958	122,558	303,516	55,564	31,783	87,347	25,981	17,412	43,393	37,913	30,782	68,695	18,754	17,002	35,756
2019	9	429,244	271,298	700,542	193,721	121,938	315,659	54,173	32,324	86,497	33,643	17,037	50,680	37,325	35,152	72,937	17,672	16,835	34,507
2020	9	455,059	289,298	744,357	276,317	166,753	443,070	63,019	38,764	101,783	37,022	23,343	60,365	38,530	35,178	73,708	22,992	20,990	43,982
2021	9	283,855	185,799	469,654	217,443	131,590	349,033	37,554	22,940	60,494	29,153	16,968	46,121	20,335	17,505	37,840	14,987	12,734	27,721
2022	9	302,292	208,858	511,150	153,639	115,460	269,099	37,649	30,661	68,310	19,798	15,336	35,134	24,273	23,632	47,905	12,155	12,722	24,877

Table 45 - HIGHER SECONDARY EXAMINATION RESULTS DURING 2012 - 2022 (ALL BOARDS)

Year	Coverag e (No. of Boards)	Number of Students																	
		All Categories						Scheduled Caste						Scheduled Tribe					
		Appeared			Passed			Appeared			Passed			Appeared			Passed		
		Boys	Girls	Total	Boys	Girls	Total	Boys	Girls	Total	Boys	Girls	Total	Boys	Girls	Total	Boys	Girls	Total
1	2	3	4	5	6	7	8	9	10	11	12	13	14	15	16	17	18	19	20
2012	40	7,156,895	5,556,094	12,714,273	5,390,013	4,644,864	10,035,729	1,034,594	782,233	1,816,827	729,658	631,739	1,361,397	409,337	308,278	717,615	270,415	220,189	490,604
2013	41	7,818,245	6,150,345	13,972,830	5,909,323	5,081,414	10,993,639	1,229,369	966,974	2,196,343	883,754	753,544	1,637,298	494,733	393,975	888,708	326,911	280,040	606,951
2014	41	8,303,617	6,672,242	14,975,859	6,286,948	5,568,347	11,855,295	1,333,129	1,081,980	2,416,673	950,986	863,172	1,814,931	513,983	452,487	967,697	343,115	328,675	672,346
2015	41	8,187,118	6,739,353	14,926,471	6,226,200	5,661,624	11,887,824	1,312,054	1,091,161	2,403,215	953,805	869,183	1,822,988	550,131	516,015	1,066,146	360,694	370,058	730,752
2016	49	8,463,761	6,929,182	15,392,943	6,205,934	5,637,040	11,842,974	1,380,557	1,139,407	2,519,964	964,991	878,016	1,843,007	562,878	483,681	1,046,559	362,843	338,830	701,673
2017	49	8,276,842	7,032,100	15,308,942	5,871,890	5,506,424	11,378,314	1,314,844	1,132,515	2,492,544	876,350	858,765	1,774,445	508,781	456,735	1,014,215	341,083	330,164	711,649
2018	50	8,186,393	6,919,903	15,466,548	5,925,685	5,677,370	11,603,055	1,322,649	1,138,722	2,521,388	883,867	861,967	1,784,046	500,488	457,060	1,022,766	341,212	338,684	718,498
2019	50	8,223,192	7,082,441	15,305,633	6,103,895	5,820,499	11,924,394	1,316,129	1,162,473	2,478,602	935,740	906,978	1,842,718	534,835	506,464	1,041,299	367,377	378,199	745,576
2020	50	8,242,944	7,169,479	15,412,423	6,452,269	6,145,805	12,598,074	1,340,922	1,190,224	2,531,146	1,005,699	978,188	1,983,887	531,767	512,810	1,044,577	390,386	405,058	795,444
2021	50	8,177,334	7,270,750	15,448,084	7,774,202	7,031,608	14,805,810	1,342,026	1,218,816	2,560,842	1,280,755	1,181,654	2,462,409	516,485	510,467	1,026,952	487,760	489,768	977,528
2022	50	7,747,647	7,092,810	14,840,457	6,444,595	6,290,139	12,734,734	1,258,220	1,177,754	2,435,974	999,040	1,000,653	1,999,693	462,724	472,472	935,196	370,932	396,758	767,690

* Note: bifurcated data of private girls and boys for Odisha board of Higher education is not available

Team of officers associated with the Publication

Shri Venkatramana R.Hegde
<i>Deputy Director General</i>
Shri Vikram Tanwar
<i>Joint Director</i>
Ms. Ritu
<i>Deputy Director</i>
Shri R. S. Verma
<i>Assistant Director</i>
Shri Sagar Choudhary
<i>Assistant Director</i>
<i>Ms. Chandertara Das</i>
<i>Senior Statistical Officer</i>
Shri Santan Singh
<i>Senior Statistical Officer</i>
Shri Jagdish Kumar
<i>Senior Statistical Officer</i>
Ms. Geetanjali
<i>Senior Statistical Officer</i>
<i>Mr. Vinay Kumar</i>
<i>Junior Statistical Officer</i>