

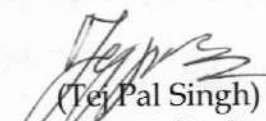
F. No. 8-4/2020-IS-16  
Government of India  
Ministry of Education  
Department of School Education & Literacy

Shastri Bhawan, New Delhi  
Dated: 24<sup>th</sup> August, 2020

Sub: Samagra Shiksha - Meeting of the Project Approval Board (PAB) held on 12.06.2020 to consider the Annual Work Plan and Budget (AWP&B) for the year 2020-21 for the State of Manipur - Circulation of minutes.

The meeting of Project Approval Board (PAB) of Samagra Shiksha was held on 12.06.2020 under the chairpersonship of Secretary (SE&L) in New Delhi to consider the Annual Work Plan & Budget (AWP&B) for the year 2020-21 of the State of Manipur.

The undersigned is directed to forward herewith the approved PAB minutes in respect of Samagra Shiksha, State of Manipur for 2020-21 for further necessary action.

  
(Tej Pal Singh)  
Under Secretary to the Government of India  
Tel:011-23384582  
E mail: mhrd.vocational@gmail.com

Encl: As above:

To

1. Secretary, Ministry of W&CD.
2. Secretary, Ministry of Labour & Employment.
3. Secretary, Ministry of Social Justice & Empowerment
4. Secretary, Ministry of Tribal Affairs
5. Secretary, Ministry of Drinking Water & Sanitation, 4<sup>th</sup> Floor, Paryavaran Bhavan, CGO Complex, Lodhi Road, New Delhi-110003.
6. Secretary, Ministry of Minority Affairs, 11th Floor, Paryavaran Bhavan, CGO Complex, Lodhi Road, New Delhi- 110003.
7. Secretary, Department of Empowerment of Persons with Disability, Ministry of Social Justice & Empowerment, CGO Complex, Lodhi Road, New Delhi – 110003.
8. Dr. Prem Singh, Adviser (HRD), Niti Aayog. Email Id: prem.bogzi@ias.nic.in
9. Prof. Hrushikesh Senapaty, Director, NCERT.
10. Prof. N.V. Varghese, Vice Chancellor, NIEPA.
11. Chairperson, NCTE, Hans Bhawan, Wing II, 1 Bahadur Shah Zafar Marg, New Delhi – 110002.
12. Shri Nageshwar Rao, Vice Chancellor, IGNOU, Maidan Garhi, New Delhi.

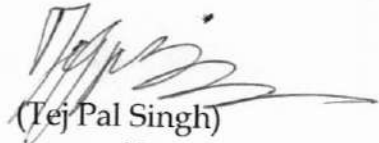
13. Shri Santosh Kumar Yadav, Joint Secretary (SS.I Bureau)
14. Shri R.C. Meena, JS(MDM).
15. Ms. Darshana M. Dabral, JS & FA, MHRD.
16. Economic Adviser, MHRD.
17. Shri P.K. Banerjee, DDG(Statistics), MHRD
18. Sh. T. Ranjit Singh, Commissioner Education -S, Govt. of Manipur
19. Sh. Th. Kirankumar, Director (School Education) & SPD (Samagra Shiksha), Manipur

Copy to:

1. All Divisional Heads of ISSE Bureau
2. All Under Secretaries of ISSE Bureau
3. All TSG Consultants
4. NIC-with a request to upload minutes on portal

Copy to :

1. PPS to Secy(SE&L)
2. PPS to JS (SS-II)



(Tej Pal Singh)  
Under Secretary to the Government of India)

F. No. 8-4/2020-IS-16  
Government of India  
Ministry of Human Resource Development  
Department of School Education and Literacy

**Minutes of the meeting of the Project Approval Board held on 12<sup>th</sup> June, 2020 through Video Conference to consider the Annual Work Plan & Budget (AWP&B) 2020-21 of Samagra Shiksha for the State of Manipur**

**1) Introduction:**

The meeting of the Project Approval Board for considering the Annual Work Plan and Budget (AWP&B) 2020-21 for Samagra Shiksha for the State of Manipur was held on 12.06.2020 through Video Conference. The list of participants who attended the meeting is attached at **Annexure-I**.


**2) Initiatives of the State:**

Sh. Maneesh Garg, Joint Secretary, invited Manipur to give a presentation on School Education in the State. Sh. T. Ranjit Singh, Commissioner, School Education (Manipur) gave a presentation which included the following major points:

- a) **Development of Supplementary Reading Material:** Comic textbooks have been developed for Classes III to V on Mathematics, EVS and English subjects based on chapters of textbooks and learning outcomes. The comic textbooks are prepared with the objective to engage and motivate students in reading activities to ensure joyful learning for young students. The textbooks are also available in e-format online.
- b) **School Fagathansi Mission** was initiated in the year 2018-19 for 61 composite schools with the aim of strengthening Government school infrastructure as well as human resource deployment. Enrollment in these schools has increased over 30 %.
- c) **School Safety Training:** A training programme was organized in collaboration with the Manipur Fire Station and Indian Red Cross Society on safety measures for all school stakeholders for mitigation and safety measures in case of natural disasters.
- d) **DIKSHA Portal:** "MANIPUR DIKSHA" was developed by Directorate of SCERT, Manipur in February, 2019. The State has energized 3 Textbooks of Environmental Studies for Classes 3,4 & 5 with QR Codes imposed on each lesson and linked with local e-content.
- e) **Revision of School Syllabus:** SCERT, Manipur revised the school syllabus for classes I to IX in view of the COVID-19 pandemic and subsequent lockdown. The revised syllabus has been condensed and is based on the stage wise learning outcomes.

**3) Review of Commitments and Expected Outcomes & Action Taken during 2019-20:**

The progress made in implementing the commitments and expected outcomes given by the State in 2019-20 was reviewed and the status in respect of pending items is as under: -



Sl. No.	Commitments	Action Taken	Comments of the PAB 2020-21
1.	<b>Mapping of stand alone schools</b> The State will map all the stand alone Government aided Primary schools, develop and finalize specific action plans for improving learning outcomes in these schools.	Policy decision on conversion and abolition of aided schools is at finalization stage.	State must take up this work on priority.
2.	<b>Civil Works</b> State has been requested to take up the pending civil work on priority and complete by September 2019.	Only 60% could be completed.	State must take up all pending civil works on priority and update the data on PMS periodically.
3.	<b>Restructuring of SCERT</b> The proposal for restructuring of SCERT has been placed before Cabinet for the creation of additional posts. The cadre of Teacher Educators will be notified after the finalization of proposal.	Under progress.	State has been requested to complete the work in this financial year on priority.

#### 4) Review of performance during 2019-20:

State has secured a score of 642 in Performance Grading Index (PGI) and was placed in Grade V. The Domain-wise Gaps in 2018-19 as compared to 2017-18 are shown below:

Year	Category 1				Category 2	Total
	Domain 1 (180)	Domain 2 (80)	Domain 3 (150)	Domain 4 (230)	Domain 1 (360)	All Domains (1000)
2017-18	138	60	68	193	149	608
<b>GAP</b>	<b>42</b>	<b>20</b>	<b>82</b>	<b>37</b>	<b>211</b>	<b>392</b>
2018-19	138	60	89	183	172	642
<b>GAP</b>	<b>42</b>	<b>20</b>	<b>61</b>	<b>47</b>	<b>188</b>	<b>358</b>

State has shown improvement in PGI from 2017-18 to 2018-19 and was encouraged to take measures to reach the top grade.

- Learning Outcomes and Quality (C-1, D-1):** State still needs to work on providing interventions to improve the learning outcomes of the students.
- Access Outcomes (C-1, D-2):** State needs to focus on the mainstreaming of out of school children (Class I to VIII); Retention Rate at the Elementary and Secondary level.
- Infrastructure & Facilities (C-1, D-3):** State needs to focus on provision of book banks/reading rooms/libraries; supplementary graded material at Primary level; Computer Aided Learning (CAL) facilities; computer laboratories and Vocational Education at Secondary Schools.



- d) **Equity Outcomes (C-1, D-4):** State needs to focus on accessibility for Children with Special Needs (CwSN) in all schools with provision of Ramps with handrails; Functional CwSN Toilets; provision of Aids and Appliances; and Minorities Transition Rate from Upper Primary to Secondary level.
- e) **Governance Processes (C-2, D-1):** State needs to focus on capturing average daily attendance of students digitally; recording of average daily attendance of teachers in an electronic attendance system; Schools covered under Twinning/ Partnership at Elementary level; school visits by CRC Coordinators & Block level Officer; teachers' evaluation; training of Government Head-teachers/Principals on School Leadership; teacher training of Government and Government aided schools; online system for teacher recruitment and teacher transfers.

5) **Appraisal issues/Commitments for 2020-21:**

**Pending Works in Non-recurring/Spill Over:** The year-wise details of pending non-recurring interventions under different components are as detailed in the table below. **State was asked to take up these pending works on priority.**

Particular	Year	Approved	Completed	In progress	Not started
<b>Elementary Level</b>					
Primary School	Up to 2019- 20	1038	693	337	8
Upper Primary School		330	101	214	15
Additional Class Room		3883	3021	571	291
Drinking Water		746	606	140	0
Boys Toilets		1460	1359	8	93
Separate Girls Toilets		4221	4209	12	0
Ramp with handrails		1407	1159	248	0
Major Repairs		80	41	34	5
Residential Schools		10	9	0	1
Dilapidated Building		76	0	0	76
<b>Note: Surrender of PS-2 as approved in PAB 20-21 have been deleted from the pending works.</b>					
<b>Secondary Level</b>					
New School Building	2009-2010	44	0	44	0
	2010-2011	23	0	23	0
	2011-2012	49	0	49	0
	2013-2014	9	0	9	0
	2014-2015	12	6	6	0
	2015-2016	22	17	5	0
	2016-2017	20	20	0	0
	2017-2018	3	3	0	0
	2019-2020	2	2	0	0
	<b>Total</b>	<b>184</b>	<b>48</b>	<b>136</b>	<b>0</b>
Additional Classroom	2009-2010	189	0	156	33
	2016-2017	18	13	0	5
	2017-2018	4	0	0	4
	2018-2019	19	19	0	0
	2019-2020	44	41	0	3

Particular	Year	Approved	Completed	In progress	Not started
	<b>Total</b>	<b>274</b>	<b>73</b>	<b>156</b>	<b>45</b>
Science Laboratory	2009-2010	119	0	101	18
	2010-2011	37	0	37	0
	2011-2012	0	0	0	0
	2013-2014	0	0	0	0
	2014-2015	0	0	0	0
	2015-2016	0	0	0	0
	2016-2017	15	11	0	4
	2017-2018	0	0	0	0
	2018-2019	0	0	0	0
	2019-2020	11	11	0	0
	<b>Total</b>	<b>182</b>	<b>22</b>	<b>138</b>	<b>22</b>
Computer Room	2009-2010	155	0	133	22
	2016-2017	6	6	0	0
	2019-2020	10	10	0	0
	<b>Total</b>	<b>171</b>	<b>16</b>	<b>133</b>	<b>22</b>
Library Room	2009-2010	90	0	77	13
	2016-2017	4	3	0	1
	2019-2020	39	38	0	1
	<b>Total</b>	<b>133</b>	<b>41</b>	<b>77</b>	<b>15</b>
Art/Craft/Culture Room	2009-2010	212	0	182	30
	2016-2017	2	1	0	1
	<b>Total</b>	<b>214</b>	<b>1</b>	<b>182</b>	<b>31</b>
Girls Toilet	2009-2010	256	0	256	0
	2010-2011	23	0	23	0
	2011-2012	49	0	49	0
	2013-2014	9	0	9	0
	2014-2015	12	6	6	0
	2015-2016	22	0	5	17
	2016-2017	23	0	0	23
	2017-2018	3	0	0	3
	2018-2019	15	0	0	15
	2019-2020	59	0	0	59
	<b>Total</b>	<b>471</b>	<b>6</b>	<b>348</b>	<b>117</b>
Boys Toilet	2009-2010	256	0	256	0
	2010-2011	23	0	23	0
	2011-2012	49	0	49	0
	2013-2014	9	0	9	0
	2014-2015	12	6	6	0
	2015-2016	22	0	5	17
	2016-2017	23	0	0	23
	2017-2018	3	0	0	3
	2018-2019	13	0	0	13
	2019-2020	39	0	0	39
	<b>Total</b>	<b>449</b>	<b>6</b>	<b>348</b>	<b>95</b>
Drinking Water	2009-2010	212	0	184	28
	2016-2017	3	2	0	1
	2019-2020	4	0	0	4
	<b>Total</b>	<b>219</b>	<b>2</b>	<b>184</b>	<b>33</b>
Major Repair	Upto	210	93	100	17

Particular	Year	Approved	Completed	In progress	Not started
Residential Quarter	2019-2020	484	141	343	0
<b>Teacher Education</b>					
Establishment of Special Cell (SCERT)	2018-19 to 2019-20	5	0	0	5
Equipment		7	0	0	7
Establishment of Institutions (Construction of New DIET Building)		1	0	1	0
Civil Works, hostel facilities etc. of the existing TEIs (SCERTs/DIETs/ BITEs)		2	2	0	0
Repair & Maintenance		7	3	4	0
Technology Support to TEIs		10	0	0	10
<b>Kasturba Gandhi Balika Vidyalaya (KGBVs)</b>					
Civil Works	2012-13	6	6*	6*	0
	2013-14	5	4	1	0

\*Construction work completed for class VI to VIII and construction for class IX & X is in progress.

- a) **High Dropout rate:** Dropout rate has increased across all levels. State would need to take adequate measures to reduce the dropout rate and improve the retention rate.
- b) **Retention Rate:** The retention rate is only 68% at Primary level, 53% at Elementary level and 42% at Secondary level. It has increased at Primary and Elementary levels and decreased at Secondary level.
- c) **Decline in Transition Rate:** Transition rate has decreased across all levels from 2017-18 to 2018-19.
- d) **Facilities in Schools:** There are 1521 schools (46%) without Ramp, 2703 schools (81%) without Boundary wall, 1791 schools (54%) without playground and 2763 schools (83%) without Library.
- e) **Surplus Teachers at Elementary Level:** There are 5,888 Surplus Teachers at Elementary Level. State would need to undertake rationalization of teachers, to ensure availability of required number of teachers in all schools.
- f) **Teacher and Head Teacher vacancy at Secondary level:** There are 2,214 (47%) vacant posts of teachers and 246 (60%) vacant posts of head teachers in Government Secondary schools, which may be filled on priority.
- g) **Vacancies of Academic Positions at TEIs and Resource Centres:**
- **Vacancies at SCERT:** Vacancy of academic posts in SCERT is 60% with 18 filled posts against the total approved posts of 45 (as per the scheme). These vacancies need to be filled on priority as they directly impact PGI Indicator # 2.1.12.
  - **Vacancies at DIETs:** Vacancy of academic positions in DIETs is 51% with 110 filled posts against the total approved posts of 225 (as per the scheme). These vacancies need to be filled on priority as it is also directly impacting PGI indicators # 2.1.12.
  - **Vacancies at CRCCs:** Vacancy of CRC Coordinator posts is 100%. State is in recruitment process of filling the total 225 sanctioned posts and may take up the same on priority basis.



- h) **Implementation of Section 12 (1) (c):** State is yet to start admission under Section 12 (1) (C) of RTE Act. State is to provide information regarding Private Unaided Schools, Specified Category of Schools and Seats Available in these schools under provision of Section 12 (1) (C).
- i) **Special training for OoSC:** State should develop a mechanism to track out of school children once children are mainstreamed in age appropriate classes.
- j) **Out of School CwSN:** In the age group of 6-18 years, 1,460 Children with Special Needs (CwSN) are out of school against the total estimated enrolment of 5,354 (@ 2.5 % approx.) i.e.72.73 % CwSN are enrolled in Government and Government Aided Schools.
- k) **UDISE+:** State was requested to complete the data entry of all schools along with verification for UDISE+ 2019-20 and remove the discrepancies pointed out by NIC immediately for UDISE+2018-19.
- l) **PFMS:** All executing agencies and schools to be registered on PFMS portal.


#### **6) New Approaches 2020-21:**

During the year 2020-21, the new approaches are continued for enhancing the effectiveness of the Samagra Shiksha scheme and making it more outcomes oriented. These new approaches aim to engage all administrators, schools, teachers and children in activities which would enable to improve the learning outcomes and also measure the impact and outcome of various components under the scheme.

#### **6.1 NISHTHA- In-service Teacher Training Programme:**

The Department of School Education and Literacy launched a National Mission to improve learning outcomes at the Elementary level through an Integrated Teacher Training Programme called NISHTHA – National Initiative for School Heads’ and Teachers’ Holistic Advancement on 21st August, 2019. The aim of this integrated teacher training programme was to build the capacities of around 42 lakh teachers and Heads of Schools, faculty members of SCERTs and DIETs and Block Resource Coordinators and Cluster Resource Coordinators. A total of 23,137 KRPs and SRPs and 16,99,931 School Heads and Teachers have been trained under NISHTHA in 2019-20. In this regard, given the positive feedback received from the States and UTs regarding the effectiveness of the NISHTHA training programme at the Elementary level particularly in terms of the effective transaction of comprehensive and well-defined modules covering various aspects of teaching learning processes, it has been decided to launch **NISHTHA- Phase II at the Secondary level** in order to have a coordinated and learning outcome based training programme. Teachers, Head Masters/Principals of Government and Government aided schools at Secondary level will be covered in NISHTHA Phase-II.

However, the present situation of COVID-19 has presented new challenges for face to face training and also several opportunities to innovate, revamp and technology integration in In-service Teacher Training. Therefore, it has been decided that this year remaining training of NISHTHA at Elementary level and NISHTHA Phase II training at Secondary level will be conducted online by the NCERT using high quality professionally made e-content following the four quadrant approach consisting of video, text, self-assessment and learn more.





In order to facilitate teachers to undertake online NISHTHA training, financial support upto Rs 1000 per teacher for procuring pen-drives with pre-loaded content and modules, printing of modules and high speed data-pack will be provided to Government teachers at Elementary level and Government/Government aided teachers at Secondary level on reimbursement basis and subject to successful completion of the training course.

## 6.2 Special Initiatives under National campaigns:

### (a) Ek Bharat Shreshtha Bharat(EBSB)

The following activities may be undertaken under the Ek Bharat Shreshtha Bharat initiative: -

- To foster national integration through linguistic, literary, cultural, sports, and other forms of people-to-people exchanges.
- Cultural diversity is to be celebrated through mutual interaction and reciprocity between students of different States and UT's.
- All the States and UT's have been paired. The paired States/UT's will delineate a set of activities they would carry out through the year.
- These activities include Ek Bharat Shreshtha Bharat Utsav, Talking Hour in morning assembly for news and information on paired State, Student's State Project Notebook, learning of alphabets and of folk songs, translation of proverbs and 100 sentences of paired State, inclusion of few pages in course book in the language of paired State, Know your paired State, Ek Bharat Shreshtha Bharat School Report, Themed Display Board and Wall Magazine, State Day celebration of paired States, Cultural Competition on paired State, Essay competition, Drama (on culture, history & tradition), Optional Classes on language of paired State, Literary Fest, Pledge on Important National Campaigns in the language of paired State and Ek Bharat Shreshtha Bharat annual report.
- The schools are required to maintain a report on activities conducted under "Ek Bharat Shreshtha Bharat" in the form of quarterly and annual school report.

### (b) Fit India Movement: The following activities may be undertaken: -

- FIT India School Weeks India
- Fitness Training for Teachers
- Annual Fitness Assessment of Students
- Recruitment of Physical Education Teachers and training the existing teachers in Schools
- A Month Wise activity calendar.
- Choose Fit India Blocks and Fit India Districts on the basis of suggested parameters.
- Daily Fitness Activities/ PT/Fitness session of 30 Minutes duration as a part of regular curriculum.
- Schools may utilize Government's sports facilities available in their respective State.



A list of Government's sports facilities available in all the States/UTs has been shared with all the schools.

- Online **Fit India Active Day** daily sessions in coordination with CBSE and Fit India cell.
- All schools may be advised to participate in Fit India Ratings.

**(c) Nagrik Kartavya Paalan Abhiyan:**

- Debates, essay competitions, cultural programs, quiz competitions, seminars and lectures etc. may be held at State, District and school levels.
- State level essay, debate and quiz competitions on Fundamental Duties and themes related to the Constitution may be organized across the State, the winners at State level may be suitably rewarded.
- Reading of Preamble and Fundamental Duties.
- Organizing Mock Parliament.
- Public messages on Fundamental Duties for dissemination among students and staff during the celebrations. Brochures, pamphlets and e-posters on Fundamental Duties may be prepared in Hindi, English and regional languages and distributed in schools among students.
- Effective utilization of Government/Organisation websites and MyGov platform to encourage citizen centric activities on the prescribed theme. Students may be encouraged to participate in online quiz/ Olympiad competitions being organized by MyGov.
- Invite eminent personalities from different walks of life to disseminate the message of Fundamental Duties.
- Talks by eminent lawyers and legal scholars on Fundamental Duties and related themes may be organised in schools.

**State is advised to make their own action plan and calendar for the academic year for these programmes and share the same with MHRD.**

**6.3 School Health Programme:**

Government of India has launched "School Health Program" under Ayushman Bharat to strengthen health promotion and disease prevention, which encompasses comprehensive and evidence based health promotion in addition to offering age appropriate health education, health promotion activities, health screening, preventive services, documentation of health related data and better skills for emergency care.

The school health promotion activities are to be implemented in all the Government and Government-aided schools through the joint efforts and close coordination between Ministry of Health & Family Welfare and the Department of School Education & Literacy at all levels (Centre and State). The sessions may be preferably included in the time table and regular curriculum of the classroom teaching.



Two teachers in every school, preferably one male and one female, designated as “Health and Wellness Ambassadors” will be trained to transact health promotion and disease prevention in the form of interesting activities for one hour every week on Health and Wellness Day. These health promotion messages will also have bearing on improving health, hygiene and sanitary practices in the country as students will act as Health and Wellness Messengers in the society.

#### **6.4 COVID- 19 Response: Ensuring safety and security in schools and Digital learning in view of the Covid-19 situation**

In the year 2020-21, the COVID-19 pandemic has caused an unprecedented public health emergency; affecting 210 countries and territories globally. The spread of COVID -19 has imposed national lockdown leading to nationwide closure of the educational institutes as India prepares to fight against the pandemic. Precautions are necessary to protect students and educational facilities from the potential spread of COVID-19 in school environment, while at the same time ensuring minimum disruption in learning.

For this, various interventions under Samagra Shiksha need to be realigned to manage the crisis with specific emphasis on **learning processes and safety & security of children**. The funding provided for various components under Samagra Shiksha may be utilised to deal with the current situation based on the following guidelines:

##### **I. LEARNING PROCESSES:**

##### **A Digital teaching learning process to be undertaken under Teacher training, DIKSHA/Digital content creation and Learning Enhancement Programmes (LEP) components.**

##### **(i) Training of Teachers on Safety and e-learning aspects.**

- Online NISHTHA training modules will be prepared for teacher training by NCERT.
- Teachers may be sensitized and oriented about the safety measures such as social distancing norms, sanitization requirements, tracking of students’ health etc.
- Periodic check-ins and mentoring sessions between teachers and academic resource persons may be organized by State SCERTs/SIEs and DIETs, by collaborating with NCERT if required.
- Strategy for online training of teachers may be designed, where teachers are guided on teaching methodologies through live-streaming of online tutorials and MOOCs through NISHTHA and DIKSHA platform.
- Teachers may be provided with a platform to share their experiences, ideas, best practices, issues and concerns related toe-learning.

##### **(ii) Promotion of e-learning platforms**



- Use of e-learning Platforms like DIKSHA, e-Pathshala, SWAYAM, SWAYAM Prabha, NROER and NISHTHA may be promoted among teachers and students.
- Digital and Online education guidelines '**PRAGYATA**' prepared by MHRD may be referred.
- Academicians, NGOs, Teachers may be encouraged to develop and contribute content in line with the State/UT curriculum (**Vidyadaan**). The content to be further uploaded on DIKSHA after requisite curation and approvals by **SCERTs**.
- SCERTs to develop guidelines on the usage of various available e-learning platforms, the sample schedule of the sessions to be conducted online (time – table) and number of hours of usage. **Guidelines should also include how study @home can be undertaken and daily or weekly timetables may be issued.**
- The teachers can conduct virtual classrooms/discussions. The classroom sessions should be either live streamed or recorded. Queries and doubts of students should be adequately answered.
- **The planning of the access should be done such that no child is left behind. State/UT governments may ensure that learning content is accessible to the needs of CwSN.** In areas with low internet connectivity, the State Government should deliver the content through Radio and TV to reach the remotest location. **Use of mother tongue/local language may be enabled where possible.** The State Government may tie up with telecom services to increase access by improving connectivity, lowering costs and increasing coverage to mitigate access inequities.
- A mechanism may be developed to provide textbooks and Supplementary print materials to all children at home through Block Resource Persons and Cluster Resource Persons and also shared with students through WhatsApp, SMS etc. to keep them engaged at home.
- Based on the alternative academic calendar prepared by NCERT, SCERT should make specific academic plans **for their schools including the planning for transaction of curriculum, formative and summative assessments.**
- There may be cases where parents / guardians are not in a position to support learning of students. **Adequate remedial measures should be adopted after opening of school accordingly.**

## II. SAFETY AND SECURITY OF CHILDREN

### A. Community Mobilization and SMC training

Funding under community mobilisation and SMC training can be utilised to ensure safety and security measures for children. SMC members may be made fully aware about the present COVID situation to create awareness among the Students, parents and their role as stated below:

#### (i) Awareness on COVID-19



- Basic information about COVID-19, including its symptoms, complications, improving immunity, how it is transmitted and how to prevent transmission should be disseminated.
- Parents should be sensitized and encouraged to play the role of a facilitator in their child's learning activity and safety. The sensitization sessions/ workshops to be conducted via SMCs, PTMs, WhatsApp or telephonic sessions by the teachers.
- Awareness about the fake information/myths must be ensured. The information should be from reliable sources like Ministry of Human Resource Development, Ministry of Health and Family Welfare, ICMR, WHO and UNICEF.
- Parents should be encouraged to take medical assistance in case of any symptoms and in case the child is sick, she/he should stay safe at home.
- Parents should notify the school of the child's absence and symptoms.
- Parents should follow and ask their child to follow good hygiene habits.

**(ii) Psychological support to their wards**

- Parents should be sensitized to respond to child's reactions in a supportive way and explain to them that they are having normal reactions to the present situation.
- Counsellor (teacher) should be roped in for guidance and counselling.
- Manodarpan portal and telecounselling support e may be used for counseling purposes.
- Students should be guided to:
  - ✓ Undertake activities like painting, reading story books, writing stories, poems along with academics so that they can learn new skills or enrich their present skills.
  - ✓ Take break from watching, reading, or listening to social media news. Hearing about the pandemic repeatedly can be upsetting.
  - ✓ Take care of themselves by doing stretching, deep breathing exercises meditation and yoga.
  - ✓ Improve immunity by eating healthy, well-balanced meals, exercise regularly, getting plenty of sleep.
  - ✓ Spend time with family members.

MHRD is developing comprehensive guidelines and modules in this regard and the same may be made available as part of their calendar by the State SCERTs/SIEs and DIETs.

**III. School Sanitization under Composite School Grant**

**(i) Safe School Operation, Sanitation and Quarantine (Physical Infrastructure)**

**a. Provision of basic facilities**

- Schools to ensure basic WASH facilities which includes separate washrooms for boys and girls, hand washing stations and safe drinking water facility for all.



- Ensure availability of essentials like soap, alcohol rub/hand sanitizer or chlorine solution, disinfection and cleaning material in the school.

**b. Sanitization of school facilities**

- Sanitization and disinfection should be conducted regularly covering all areas of the school campus and ensure air flow in indoor space.

WHO recommends use of sodium hypochlorite at 0.5% (equivalent 5000ppm) for disinfecting surfaces and 70% isopropyl alcohol for disinfection of small items, and ensure appropriate equipment for cleaning staff.

*The States may converge with the health department for requisite support.*

**Key Points:**

- Detailed guidelines and modules on Covid-19 response is being framed by the Ministry which will be shared separately.
- Funding provided under Teacher Training, Learning Enhancement Programme, DIKSHA to be utilized for continuing the e-learning processes.
- Funds for Thermal Screening facilities in schools may be availed from the MMER/Composite School Grant.
- Funds under Community mobilization & SMC training to be utilized for creating awareness about various aspects of COVID-19 among SMCs, parents, children and society.
- Funds under Swachhta Action Plan component, Composite School Grant/ Safety & Security can be utilized for sanitization of schools.

6.5 A district level Performance Grading Index (PGI) for measuring performance of districts on various educational indicators including improvement of learning outcomes, access and equity and governance will be launched for which the format & detailed guidelines will be shared separately.

**7) Total Estimated Budget (2020-21):**

The estimates for the AWP&B for 2020-21 under Elementary, Teacher Education and Secondary are as under:

(Rs. in lakh)

Head	Spill over	Non-Recurring (Fresh)	Recurring * (Fresh)	Total (Fresh)	Total (including spillover)
Elementary	11954.33**	939.34	15782.87	16722.21	28676.54
Secondary	9067.19**	2893.14	4940.35	7833.49	16900.68
Teacher Education	768.59	1781.08	1972.01	3753.09	4521.68

Head	Spill over	Non-Recurring (Fresh)	Recurring* (Fresh)	Total (Fresh)	Total (including spillover)
<b>Total</b>	<b>21790.11**</b>	<b>5613.56</b>	<b>22695.22</b>	<b>28308.78</b>	<b>50098.89</b>

\*Includes Programme Management (MMER)

\*\*After adjusting for surrender of Civil Works Rs. 45.81 lakh at the Elementary level and Rs. 625.24 lakh at the Secondary level.

#### 8) Actual Releases by GOI during 2020-21:

Against the above estimates, Central Government shall provide to the State Government, Rs. 37042.516 lakh as its share (Rs. 21193.960 lakh for Elementary, Rs. 11909.375 lakh for Secondary & Senior Secondary and Rs. 3939.181 lakh for Teacher Education). The State would contribute Rs. 4115.835 lakh as its State share matching the above Central share as per the existing fund sharing pattern of Samagra Shiksha. States and UTs will also be able to utilise their unspent balances as on 31<sup>st</sup> March, 2019 for the activities approved in 2019-20 including spill over.

Based on the demand of funds projected by the State for 2020-21, the tentative share of recurring and non-recurring grants is given below:

Component	(Rs. in lakh)			
	Elementary Education	Secondary Education	Teacher Education	Total
Recurring	14204.583	4446.315	1774.809	20425.707
Non-recurring	6989.377	7463.060	2164.372	16616.809
<b>Total</b>	<b>21193.960</b>	<b>11909.375</b>	<b>3939.181</b>	<b>37042.516</b>

The Balance of the outlay (i.e. Rs.21790.11 lakh) approved under Non-recurring components in previous years which is not spent fully, is the outlay saved/spillover for the subsequent year (i.e. 2020-21). Against the above Spill over, the committed liability of Department of SE&L is Rs. 11564.61 lakh (Rs. 6143.97 lakh for Elementary, Rs. 4859.23 lakh for Secondary and Rs. 561.40 lakh under Teacher Education after surrender) keeping in view the total approvals and grants already released.

Non-recurring grant will be released against the committed liabilities and the fresh approvals subject to the production of required documents by State/UTs and physical and financial progress of these interventions under the non-recurring head.

The following activities may be prioritised while incurring the expenditure:

- i) RTE entitlements
- ii) Quality initiatives including ICT, VE and TE
- iii) School Grants
- iv) Gender & Equity and inclusive education.
- v) Completion of pending civil works/spillover.

There are likely to be savings under the scheme. Therefore, supplementary PAB meetings may be considered separately sometime in the month of October- November, 2020, to consider the additional requirements of States and UTs.

As per Section 7(5) of the RTE Act, 2009, the State Government shall after taking into consideration the sum provided by the Central Government above and the mandatory matching State share, provide the balance funds necessary to fulfil the estimate for the implementation of the Act. It is recommended that the State should meet the balance amount from its own resources including the additional funds devolved under the 14th Finance Commission.

The interventions under the Samagra Shiksha comprise of activities pertaining to Elementary, Secondary and Teacher Education respectively and there is a single Budget for Samagra Shiksha in the Demand for Grants (BE) 2020-21.

The release of funds would be from a single Budget Head only. However, for purposes of ascertaining the quantum of funds going to each component, the Sub-Heads for Elementary (including Teacher Education) and Secondary Education has been classified separately.

The State should invariably provide Single Budget Head during 2020-21 and the nomenclature should be Samagra Shiksha. Since Samagra Shiksha would be catering to various activities relating to RTE entitlements and all other Elementary interventions as well as Teacher Training and activities for BRCs and

CRCs which forms the portion of Teacher Education activities as well as for Secondary Education, the States shall also provide a suitable Nomenclature with Sub-Heads to identify the disbursement of funds separately under all components of Samagra Shiksha.

#### 9) Release of Funds:

The release of funds under the scheme will be further guided by the instructions contained in MHRD D.O. letter No. 2-4/2019-IS-2 dated 15.05.2020 read with D.O. letter No. 25(13)/E.Coord/2020 dated 04.05.2020 from Dr. T.V. Somanathan, Secretary (Expenditure), Dept. of Expenditure, Ministry of finance and the following conditions:

- a) State should release/transfer the central share to State Implementing Society **within 15 days** of its receipt in the State Treasury.
- b) The State share should be released to the State Implementing Society **within 30 days** of the release of the central share.
- c) All releases by the Centre would be subject to fulfilment of provisions of GFR by the State. The procurement guidelines as prescribed in the FM&P Manual should be adhered to and all procurement activities by the States and UTs should be routed through GEM portal.





- d) All guidelines issued by MHRD regarding utilisation of funds under the scheme will be followed.
- e) The release of central share of funds to all the States and UTs is subject to fulfilling the submission of documents, reports, financial statements as prescribed in the Samagra Shiksha FMP Manual.
- f) The ad-hoc amount of instalment will be released to the eligible States during April - June, 2020.

**As regards the balance of funds to be released towards 1<sup>st</sup> installment and 2<sup>nd</sup> installment, the conditions to be fulfilled are as under:**

***The 1<sup>st</sup> Installment would be released only after proposal for release of first installment is received from State Government along with:***

- Approval of Annual Plans by PAB;
- Transfer of GOI share of previous year to SIS from State Treasury;
- Release of commensurate State share for previous year; and release of full GOI share of ad-hoc release of Central Government to SIS along with matching State share by State Government.
- Submission of provisional UC for previous year. The utilization certificate should be duly countersigned by the Administrative Secretary/ Finance Secretary
- Confirmation of State towards provisions of matching State share in the State Budget for the current financial year.
- Provisional Expenditure Statement of the current year.
- Statement of Outstanding Advances Accrued, adjusted and pending till date.
- Physical Progress of Civil Works up to March, 2020.

***The 2<sup>nd</sup> instalment would be released only after:***

- Request letter is received from State/UT for release of 2<sup>nd</sup> instalment.
- Latest expenditure statement (Capital Head and General Head separately) of the State Implementation Society for 2020-21 for EE, SE and TE components. Expenditure statement should indicate the release of GoI share from previous installment to SIS from Treasury.
- Final Utilization Certification (Capital and General Head separately and on separate pages) for the year 2019-20 for EE, SE and TE components, along with consolidated Audited UCs separately for General Head and Capital Head, must contain General component, SC component and ST component-wise financial details. The audited UCs should be counter signed by Administrative Secretary of the Department/Finance Secretary.
- Statement showing cumulative status of State share since inception of SSA, RMSA and TE.
- Audit report of Samagra Shiksha for the year 2019-20.
- Statement showing details on outstanding advances accrued, adjusted and pending till date for EE, SE and TE components.
- Action taken report on the Pending Audit observations for SSA and RMSA.



- Documents relating to creation of combined State Implementing Society (SIS) for implementation of Samagra Shiksha.
- Receipt of Central Share of balance of 1st instalment by SIS.
- Receipt of Central Share along with matching State share of 1st instalment by SIS.
- Physical progress report of Civil Works.
- Latest Annual Report.
- All procurement activities are to be carried out invariably through the GEM portal only.

These minutes have been designed as a working document to be implemented and monitored throughout the year. They include the focus areas and new approaches of MHRD which have been deliberated in detail in the PAB meetings. The objective of this is to have emphasis on quality of education and real time monitoring of activities under Samagra Shiksha through UDISE+, PGI, Mobile Apps, and Field Inspections. Many activities are shown separately for Elementary and Secondary due to different budget sub-heads. State specific projects are shown separately for clarity and monitoring purposes. **State will provide details of the Districts, Blocks and Schools, along with UDISE code where the activities have been conducted.** The minutes also include expected outcomes for each activity which will help States and UTs in assessing their performance.

**10) Activity wise details and estimates approved:**

**1) Residential School/Hostels (Elementary):**

**a) Previous Residential Schools (Elementary):**

An outlay of Rs. 93.90 lakh was estimated as recurring grant for 100 Capacity Residential schools for various items as per unit cost given below.

Activity Master	(Rs. in lakh)		
	Physical	Unit Cost	Financial
<b>Residential Schools - Recurring (Previous Year) (Capacity 100)</b>			
Stipend per child per month	200	0.012	2.40
Supplementary TLM, Stationery and other educational material	200	0.010	2.00
1 Warden	2	3.00	6.00
1 Head Teacher in case the enrollment exceeds 100	2	3.00	6.00
4 - 5 Fulltime teachers as per RTE Norms	2	9.60	19.20
3 Part time teachers	2	1.80	3.60
1 Full time Accountant	2	1.20	2.40
2 Support staff - (Accountant/Assistant, Peon, Chowkidar)	2	1.20	2.40
1 Head Cook	2	1.80	3.60
2 Assistant Cook	2	1.20	2.40
Electricity / water charges	200	0.010	2.00
Food/Lodging per child	200	0.18	36.00
Medical care/contingencies	200	0.0125	2.50

Maintenance	200	0.0075	1.50
Miscellaneous (day to day expenses, stationary, toiletries, etc.)	200	0.0075	1.50
Capacity Building	2	0.10	0.20
Physical / Self Defence Training	2	0.10	0.20
		<b>Total</b>	<b>93.90</b>

**Outcome:** This would enable to maintain the enrolment and retention at Primary and Elementary level and is covered under PGI Indicators 1.2.1, 1.2.3, 1.2.4 and 1.2.6.

**b) Previous Residential Hostels (Elementary):**

An outlay of Rs. 342.05 lakh was estimated as recurring cost for 8, 100-Capacity residential hostels for various items as per detail given below.

Activity Master	Physical	(Rs. in lakh)	
		Unit Cost	Financial
<b>Residential Hostels - Recurring (Previous Year) (Capacity 100) (Elementary)</b>			
Stipend per child per month	8	1.20	9.60
Supplementary TLM, Stationery and other educational material	8	0.857	6.85
1 Warden	8	0.60	4.80
1 Full time Accountant	8	1.20	9.60
1 Head Cook	8	0.03	0.24
2 Assistant Cook	8	0.30	2.40
Electricity / water charges	8	0.60	4.80
Food/Lodging per child	8	18.00	144.00
Medical care/contingencies	8	0.0075	0.06
Maintenance	8	0.344	2.75
Miscellaneous	800	0.182	145.73
Capacity Building	8	0.10	0.80
Provision of Rent	800	0.012	9.60
Physical / Self Defence Training	8	0.10	0.80
		<b>Total</b>	<b>342.05</b>

**Outcome:** This would enable to maintain the enrolment and retention at Primary and Elementary level and is covered under PGI Indicators 1.2.1, 1.2.3, 1.2.4 and 1.2.6.

**c) Residential Schools (Upto Class X):**

An outlay of Rs. 546.70 lakh was estimated as recurring cost for 7 100-Capacity residential schools (upgraded to Secondary level in the year 2018-19) for various items as per details given below.

(Rs. in lakh)

(Rs. in Lakh)

Activity Master	Physical	Unit Cost	Financial
<b>Residential Schools - Recurring (Type-II) (Previous Year) (Upto Class X)</b>			
Stipend per child per month	1400	0.012	16.80
Supplementary TLM, Stationery and other educational material	1400	0.010	14.00
1 Warden	7	3.00	21.00
1 Head Teacher in case the enrollment exceeds 100	7	3.00	21.00
4 - 5 Fulltime teachers	49	2.40	117.60
3 Part time teachers	7	1.80	12.60
1 Full time Accountant	7	1.20	8.40
2 Support staff - (Accountant/Assistant, Peon, Chowkidar)	7	1.20	8.40
1 Head Cook	7	1.80	12.60
2 Assistant Cook	7	1.20	8.40
Electricity / water charges	1400	0.010	14.00
Food/Lodging per child	1400	0.18	252.00
Medical care/contingencies	1400	0.0125	17.50
Maintenance	1400	0.0075	10.50
Miscellaneous (day to day expenses, stationary, toiletries, etc.)	1400	0.0075	10.50
Capacity Building	7	0.10	0.70
Physical / Self Defence Training	7	0.10	0.70
<b>Total</b>			<b>546.70</b>

## 2) Infrastructure and Civil Works:

a) **Surrender of Civil Works:** State has surrendered Civil Works amounting to a total of Rs. 731.05 lakh i.e., 1 New Primary School, 1 drinking water facility and 2 Additional Classrooms @ Rs. 45.81 lakh at the Elementary level and 8 science laboratories and equipment respectively, 5 computer rooms, 10 libraries and 6 additional classrooms @ Rs. 569.40 lakh at the Secondary level as well as 1 library, 2 biology laboratories and 2 physics laboratories @ Rs.115.84 lakh at the Senior Secondary level. The detailed list for surrender of Civil Works is enclosed at **Annexure- II**.

b) **Strengthening of existing schools at Secondary and Senior Secondary (Non-Recurring):** An outlay of Rs. 184.90 lakh was estimated for solar panels at secondary and senior secondary level. List of schools is enclosed at **Annexure-III**.

(Rs. in lakh)

Activity Master	Physical	Unit Cost	Financial
<b>Strengthening of Schools - (Secondary &amp; Sr. Secondary) (NR)</b>			
Solar Panel for Hostels	1	9.00	9.00
Solar Panel for School	39	4.50	175.50
<b>Total</b>			<b>184.50</b>

**Outcome:** This would enable to maintain the enrolment and retention at Primary and Elementary level and is covered under PGI Indicators 1.2.1, 1.2.3, 1.2.4 and 1.2.6.

**3) Opening of New Schools:**

**a) Opening of New Schools - NR (Elementary):** An outlay of Rs. 134.16 lakh was estimated as non-recurring grant for 3 schools upgraded to upper primary level. The details of schools upgraded are enclosed at **Annexure- IV (a)**.

(Rs. in lakh)

Activity Master	Physical	Unit Cost	Financial
<b>Opening of New Schools - NR (Elementary)</b>			
Upgradation of PS to UPS (VI - VIII)	3	44.72	134.16

**b) Opening of New Schools -Recurring (Elementary):** An outlay of Rs. 110.00 lakh was estimated as recurring grant for 22 schools.

(Rs. in lakh)

Activity Master	Physical	Unit Cost	Financial
<b>Opening of New Schools - Recurring (Elementary)</b>			
Recurring Cost - New Upper Primary (Samagra)	22	5.00	110.00

**c) Opening of New Schools/Upgraded Schools- Non-Recurring (Secondary):** An outlay of Rs. 675.00 lakh was estimated as non-recurring grant for 3 schools upgraded to secondary level. The details of schools upgraded are enclosed at **Annexure- IV (b)**.

(Rs. in lakh)

Activity Master	Physical	Unit Cost	Financial
<b>Opening of New Schools - NR (Secondary)</b>			
2 Section School (Class IX-X)	3	225.00	675.00

**d) Opening of New Schools/Upgraded Schools- Non-Recurring (Higher Secondary):** An outlay of Rs. 1657.00 lakh was estimated as non-recurring grant for 4 schools upgraded to senior secondary level. The details of schools upgraded are enclosed at **Annexure- IV (c)**.

(Rs. in lakh)

Activity Master	Physical	Unit Cost	Financial
<b>Opening of New / Upgraded Schools - NR (Hr. Secondary)</b>			
Higher Secondary School - Arts Stream (XI - XII)	4	160.62	642.48
Higher Secondary School - Science Stream (XI - XII)	4	253.63	1014.52
<b>Total</b>			<b>1657.00</b>

**4) RTE Entitlements (Elementary)**



- a) **Free Uniforms:** An outlay of Rs. 893.18 lakh was estimated for providing free uniforms to 1,48,864 children at Elementary level @ Rs. 600 each, thereby covering all eligible children, as per norms of Samagra Shiksha. The details are as under:

(Rs. in lakh)

Activity Master	Physical (Children)	Unit Cost	Financial
All Girls	76185	0.0060	457.11
ST Boys	42344	0.0060	254.06
SC Boys	2899	0.0060	17.39
BPL Boys	27436	0.0060	164.61
<b>Total</b>	<b>148864</b>		<b>893.18</b>

**Outcome:** 100% coverage of all eligible children within 3 months of start of academic year. This is covered under PGI Indicator 1.3.10.

- b) **Free Textbooks:** An outlay of Rs. 492.54 lakh was estimated as per the unit costs mentioned below for free textbooks including Braille and large print books at elementary level as per norms of the scheme.

(Rs. in lakh)

Activity Master	Physical (Children)	Unit Cost	Financial
Text Books (Class I - II)	69519	0.0025	173.79
Braille Books (Class I - II)	26	0.0025	0.06
Large Print Books (Class I - II)	116	0.0025	0.29
Text Books (Class III - V)	61672	0.0025	154.18
Braille Books (Class III - V)	36	0.0025	0.09
Large Print Books (Class III - V)	183	0.0025	0.45
Text Books (Class VI - VIII)	40725	0.0040	162.90
Braille Books (Class VI - VIII)	23	0.0040	0.09
Large Print Books (Class VI - VIII)	167	0.0040	0.66
<b>Total</b>	<b>172467</b>		<b>492.54</b>

**Outcome:** 100% coverage of all eligible children within 1 month of start of academic year. This is covered under the PGI Indicator 1.3.11.

- c) **Special Training for age appropriate admission of out-of-school children (OoSC):** An outlay of Rs. 507.16 lakh was estimated as per unit cost given below for special training and mainstreaming of 4,975 out of school children (non-residential and residential) mode, as per norms of the scheme.



(Rs. in lakh)

Activity Master	Physical (Children)	Unit Cost	Financial
<b>Special Training for OoSC</b>			
9 Month (Non-Residential - Fresh)	1385	0.045	62.32
9 Month (Residential - Fresh)	1710	0.15	256.50
9 Month (Residential - Previous Year)	988	0.15	148.20
9 Month (Non-Residential - Previous Year)	892	0.045	4040
<b>Total</b>	<b>4975</b>		<b>507.16</b>

**Outcome:** Mainstreaming of out of School Children and improving enrolment rate at elementary level. This is covered under PGI Indicator 1.2.1 and 1.2.8.

#### 5) Media and Community Mobilization

##### a) Media & Community Mobilisation (Elementary):

An outlay of Rs. 39.15 lakh was estimated for Community Mobilization activities @ Rs. 1500 per school. The funds for media & community mobilization may also be utilized for making members of the community aware about the safeguards required at the time of opening and running of schools to prevent any spread of COVID-19.

(Rs. in lakh)

Activity Master	Physical (Schools)	Unit Cost	Financial
<b>Media &amp; Community Mobilization (Elementary)</b>			
Media & Community Mobilization	2610	0.015	39.15

##### b) Training and meetings of SMC (Elementary)

An outlay of Rs. 78.30 lakh @ Rs 3000 per school was estimated under SMC training. This includes provision for conducting/convening of SMC meetings on a single notified date by the State once in every quarter and incentivising nominated parents for attending the SMC meeting regularly. The funds for media & community mobilization may also be utilized for making members of the community aware about the safeguards required at the time of opening and running of schools to prevent any spread of COVID-19.

(Rs. in lakh)

Activity Master	Physical (Schools)	Unit Cost	Financial
<b>Training for SMC (Elementary)</b>			
Training of SMC	2610	0.03	78.30

**Outcome:** The SMCs will hold quarterly meetings. This will also help to generate awareness about the scheme, and making the members aware about the precautions to be taken by schools for safety and security of children in schools for

prevention of spread of any infection. The guidelines and training modules are being prepared by NCERT that will be available in both offline and online modes.

**c) Media & Community Mobilization (Secondary):**

An outlay of Rs. 6.19 lakh was estimated for Community Mobilization activities @ Rs. 1500 per school.

(Rs. in lakh)

Activity Master	Physical (Schools)	Unit Cost	Financial
<b>Media &amp; Community Mobilization (Secondary)</b>			
Media & Community Mobilization	413	0.015	6.19

**d) Training and Meetings of SMDCs (Secondary)**

A total outlay of Rs. 12.39 Lakh @ Rs. 3000 per school was estimated under SMDC training. This includes provisions for conducting/convening of SMDC meetings on a single notified date by the State once in every quarter, incentivising nominated parents for attending the SMDC meeting regularly.

(Rs. in lakh)

Activity Master	Physical (Schools)	Unit Cost	Financial
<b>Media &amp; Community Mobilization (Secondary)</b>			
SDMC Training	413	0.030	12.39

**Outcome:** The SMCs will hold quarterly meetings which will also help to generate awareness about the scheme.

**6) Quality Interventions:**

**a) Learning Enhancement Programme/Remedial teaching (Elementary):** An outlay of Rs. 351.65 lakh as per the unit cost given below was estimated for reading enhancement programme, remedial material and teaching activities. The main objective of LEP is to identify the learning gaps and equip students with core learning prerequisites appropriate to the particular grade.

(Rs. in lakh)

Activity Master	Physical	Unit Cost	Financial
<b>Foundational Literacy &amp; Numeracy</b>			
Learning Enhancement Cards (LEC)	1226 (Students)	0.010	12.26
Numeracy	69519 (Students)	0.0010	69.51
Reading Enhancement Programme	69519 (Students)	0.0010	69.51
Supplementary Books	2464	0.015	36.96
		<b>Total</b>	<b>188.26</b>
<b>LEP (Class III - V)</b>			
Learning Enhancement Card (LEC)	1226	0.020	24.52
Remedial Teaching	13755 (Students)	0.020	27.51



Supplementary Material	2464	0.020	49.28
<b>Total</b>			<b>101.31</b>
<b>LEP (Class VI - VIII)</b>			
Learning Enhancement Card (LEC) (Implementation)	560 (Students)	0.03	16.80
Remedial Teaching	8641 (Students)	0.002	17.28
Supplementary Material	560 (Students)	0.05	28.00
<b>Total</b>			<b>62.08</b>
<b>Total of LEP (Class I - VIII)</b>			<b>351.65</b>

**b) Learning Enhancement Programme/Remedial teaching (Secondary):** An outlay of Rs.33.14 lakh as per unit cost given below was estimated for providing LEP/Remedial teaching and for classes IX to XII. The main objective of LEP is to identify the learning gaps and equip students with core learning prerequisites appropriate to the particular grade.

(Rs. in lakh)

Activity Master	Physical	Unit Cost	Financial
<b>LEP (Class IX - XII)</b>			
Remedial Teaching	6627 (Students)	0.005	33.14

**Outcome:** The interventions at (a) and (b) above will help in improving the learning outcomes of children and are covered under PGI Indicators 1.1.2 to 1.1.9, 1.3.4 and 1.3.6

**c) Assessment at State level (Elementary):** An outlay of Rs. 21.76 lakh was estimated for conducting training programme and TA DA provision of Field Investigators for the National Achievement Survey in 2020 for classes 3, 5 and 8.

(Rs. in lakh)

Activity Master	Physical (Districts)	Unit Cost	Financial
<b>National Achievement Survey (Elementary)</b>			
NAS	16	1.36	21.76

**d) Assessment at State level (Secondary):** An outlay of Rs. 10.24 lakh was estimated for conducting training programme and TA DA provision of Field Investigators for the National Achievement Survey in 2020 for class 10.

(Rs. in lakh)

Activity Master	Physical (Districts)	Unit Cost	Financial
<b>National Achievement Survey (Secondary)</b>			
NAS	16	0.64	10.24

**Outcome:** This would enable the State to formulate appropriate strategies for



improving the performance of students and is covered under PGI indicators 1.1.1 to 1.1.9.

- e) **Composite School Grant (Elementary):** An outlay of Rs. 637.00 lakh as per unit costs given below for Composite School Grant, as per enrolment, was estimated for 2,610 schools including 10% for Swachhta Action Plan. These funds should be utilized as per the guidelines laid down for utilization of school grant.

(Rs. in lakh)

Activity Master	Physical (Schools)	Unit Cost	Financial
<b>Annual Grant (up to Highest Class VIII)</b>			
School Grant - (Enrol 1- 15)	454	0.125	56.75
School Grant - (Enrol > 15 - 100 )	2004	0.25	501.00
School Grant - (Enrol > 100 and <= 250 )	139	0.50	69.50
School Grant - (Enrol > 250 and <= 1000 )	13	0.75	9.75
<b>Total</b>	<b>2610</b>		<b>637.00</b>

- f) **Composite School Grant (Secondary):** An outlay of Rs. 186.50 lakh as per unit costs given below for Composite School Grant, as per enrolment, was estimated for 413 schools including 10% for Swachhta Action Plan. These funds should be utilized as per the guidelines laid down for utilization of school grant.

(Rs. in lakh)

Activity Master	Physical (Schools)	Unit Cost	Financial
<b>Annual Grant (up to Highest Class X or XII)</b>			
School Grant (Enrol 1- 15)	8	0.125	1.00
School Grant - (Enrol > 15 - 100 )	162	0.25	40.50
School Grant - (Enrol > 100 and <= 250 )	156	0.50	78.00
School Grant - (Enrol > 250 and <= 1000 )	80	0.75	60.00
School Grant - (Enrol > 1000)	7	1.00	7.00
<b>Total</b>	<b>413</b>		<b>186.50</b>

**Outcome:** This would facilitate in improving school environment and adopt the Swachhta Action Plan effectively and is covered under PGI indicators 1.3.9, 1.4.15 and 1.4.16.

- g) **Library Grant (Elementary):** An outlay of Rs. 174.79 lakh as per unit cost given below was estimated for library grants in 2,610 schools.

(Rs. in lakh)

Activity Master	Physical (Schools)	Unit Cost	Financial
<b>Library (upto Highest Class VIII)</b>			
Composite Elementary Schools (I - VIII)	543	0.13	70.59
Upper Primary Schools (VI - VIII)	17	0.10	1.70

Primary Schools (I - V)	2050	0.05	102.50
<b>Total</b>	<b>2610</b>		<b>174.79</b>

**h) Library Grant (Secondary):** An outlay of Rs. 61.63 lakh as per unit cost given below was estimated for library grants in 413 Secondary/Higher Secondary schools.

(Rs. in lakh)

Activity Master	Physical (Schools)	Unit Cost	Financial
<b>Library (upto Highest Class XII)</b>			
Composite Secondary Schools (Class I - X)	261	0.15	39.15
Schools with Class VI - XII	16	0.10	1.60
Senior Secondary School Only (Class XI-XII)	3	0.10	0.30
Composite Secondary Schools (Class IX - XII)	15	0.15	2.25
Composite Senior Secondary Schools (Class I - XII)	21	0.18	3.78
Schools with Class VI - X	97	0.15	14.55
<b>Total</b>	<b>413</b>		<b>61.63</b>

The funds for both (g) and (h) should be utilized in accordance with the detailed guidelines issued by MHRD dated 03.10.2018 as amended by letter dated 21.01.2020.

**Best stories and best initiatives developed by States and UTs will be recognised and rewarded.**

**Outcome:** The above intervention is meant for improving the reading habits of children as emphasized in Padhe Bharat Badhe Bharat and is covered under PGI indicators 1.3.4 and 1.3.6, 1.1.2 to 1.1.9).

**i) Rashtriya Avishkar Abhiyan (Elementary):** An outlay of Rs. 109.68 lakh as per unit cost given below was estimated for Rashtriya Avishkar Abhiyan (RAA) for Upper Primary level. The State may also refer to detailed guidelines issued by MHRD for Rashtriya Avishkar Abhiyan.

(Rs. in lakh)

Activity Master	Physical	Unit Cost	Financial
<b>Rashtriya Avishkar Abhiyan (Elementary)</b>			
Excursion Trip for Students within State	1600 (Students)	0.0020	3.20
Math Kit	205 (Schools)	0.016	3.40
Quiz Competition	16 (Districts)	0.25	4.00
School Science Club (Upper Primary)	127 (Schools)	0.03	3.81
Science Exhibition/ Book Fair	16 (Districts)	0.50	8.00
Science Kit	127 (Schools)	0.965	12.26
Science Park	15 (Schools)	5.00	75.00
<b>Total</b>			<b>109.68</b>

**Outcome:** This will help in improving overall performance in terms of PGI indicators 1.1.7 and 1.1.8.

- j) Rashtriya Avishkar Abhiyan (Secondary):** An outlay of Rs. 194.91 lakh as per unit cost given below was estimated for Rashtriya Avishkar Abhiyan (RAA). The State may also refer to detailed guidelines issued by MHRD for Rashtriya Avishkar Abhiyan.

(Rs. in lakh)

Activity Master	Physical	Unit Cost	Financial
<b>Rashtriya Aaviskar Abhiyan (Secondary)</b>			
Exposure visit outside State	800 (Students)	0.020	16.00
Formation of Science/Math Clubs	100 (Schools)	0.050	5.00
Math Kit	200 (Schools)	0.019	3.81
Quiz Competition	16 (Districts)	0.50	8.00
School Mentoring by Higher Education Institutes	100 (Schools)	0.05	5.00
Science Exhibition/Book Fair	16 (Districts)	0.50	8.00
Science Kit	200 (Schools)	0.0109	21.89
Study Trip for Students to Higher Institutions (Within State)	1600 (Students)	0.0020	3.20
Tinkering Lab	10 (Schools)	12.00	120.00
Vedic Math for 9 <sup>th</sup> & 10 <sup>th</sup> Class students	200 (Schools)	0.020	4.00
<b>Total</b>			<b>194.91</b>

**Outcome:** This would strengthen student's ability to handle competitions. This is covered under PGI indicator No.1.2.5, 1.2.7, 1.3.2.

- k) Sports and Physical Education (Elementary):** An outlay of Rs. 158.50 lakh as per unit cost given below was estimated for 2,050 Primary schools and 560 Upper Primary schools for Sports Grants.

(Rs. in lakh)

Activity Master	Physical (Schools)	Unit Cost	Financial
<b>Sports &amp; Physical Education (upto Highest Class VIII)</b>			
Sports & Physical Education (Primary Schools)	2050	0.05	102.50
Sports & Physical Education (Upper Primary Schools)	560	0.10	56.00
<b>Total</b>			<b>158.50</b>

- l) Sports and Physical Education (Secondary):** An outlay of Rs. 103.25 lakh as per unit cost given below was estimated for sports & physical education at 358 Secondary and 55 Sr. Secondary level schools.

(Rs. in lakh)



Activity Master	Physical (Schools)	Unit Cost	Financial
<b>Sports &amp; Physical Education (upto Highest Class XII)</b>			
Sports & Physical Education (Secondary)	358	0.25	89.50
Sports & Physical Education (Sr. Secondary)	55	0.25	13.75
<b>Total</b>			<b>103.25</b>

The utilization of the funds for sports and physical education at paras (k) and (l) above needs to be in accordance with the detailed guidelines issued by MHRD in 24.12.2018. The following points needs to be kept in mind:

- Age appropriate sports equipment for Government schools may be procured as per the guidelines issued by this Department to the States & UTs. The States & UTs may if they so desire, procure items from beyond this list subject to its actual requirement being certified by the head of school.
- Age appropriate sports activities may be organized in the Government schools of States & UTs as per the guidelines to be issued by this Department.
- Schools may include traditional/regional games of the respective State/Region. For maintaining workable stock position of sports equipments, periodic record may be maintained including workable equipment, repairable equipment, write-off equipment and new items to be purchased to maintain the required stock position.
- One responsible person/PET/Teacher-in-charge may be given the responsibility to take care of the equipment and maintaining the stock position of sports equipment in the school.

**Outcome:** The above intervention is meant for improving the PGI indicators and contributes to overall improvement in mental and physical development of the student.

**m) School Safety Programme (Elementary):** An outlay of Rs. 146.42 lakh @ Rs.1000 per teacher was estimated for school safety and security activities including encouraging teachers to function as the first level counsellors for dissemination of basic information about Covid-19 and enabling them to provide Digital/Online/Mobile based education. Further, an amount of Rs.13.05 lakh @ Rs. 500/- per school has been estimated for safety and security measures for children in every school in this regard.

(Rs. in lakh)

Activity Master	Physical	Unit Cost	Financial
<b>Quality Components – Recurring (Elementary)</b>			
Funds for Safety & Security at school level	2610 (Schools)	0.005	13.05
Orientation of teachers on safety and security	14642 (Teachers)	0.010	146.42
		<b>Total</b>	<b>159.47</b>

- n) **School Safety Programme (Secondary):** An outlay of Rs. 41.88 lakh @Rs.1000 per teacher was estimated for school safety and security activities including encouraging teachers to function as the first level counsellors for dissemination of basic information about Covid-19 and enabling them to provide Digital/Online/Mobile based education. Further, an amount of Rs.2.06 lakh @ Rs. 500/- per school has been estimated for safety and security measures for children in every school in this regard.

(Rs. in lakh)

Activity Master	Physical	Unit Cost	Financial
<b>Quality Components</b>			
Funds for Safety & Security	413 (Schools)	0.005	2.06
Orientation of teachers on safety and security	3982 (Teachers)	0.01	39.82
<b>Total</b>			<b>41.88</b>

- o) **Support at Pre-Primary Level (Elementary):** At pre-school level, support for TLM to children, designing of State specific curriculum and revision of Pre-Primary Textbooks in alignment with NCERT curriculum and training of Pre-Primary teachers. An amount of Rs. 198.00 lakh as per unit cost given below was estimated for support for pre-primary classes in primary schools in the state.

(Rs. in lakh)

Activity Master	Physical (Schools)	Unit Cost	Financial
<b>Pre-Primary (Recurring)</b>			
Support at Pre-Primary Level (New)	190	0.750	142.50
Support at Pre-Primary Level (Existing)	74	0.750	55.50
<b>Total</b>			<b>198.00</b>

- p) **ICT and Digital Initiatives (Elementary):** An outlay of Rs. 899.09 lakh as per detail given below was estimated for ICT and Digital Initiatives for new 78 elementary schools and 94 previous elementary schools. The list of 78 Schools is enclosed at **Annexure- V (a)**.

(Rs. in lakh)

Activity Master	Physical (Schools)	Unit Cost	Financial
<b>Non-Recurring Components Digital Hardware &amp; Software (up to Highest Class VIII) - NR</b>			
Digital Hardware	78	5.844	455.89
Furniture	78	0.194	15.19
Operating system/ Softwares	78	0.194	15.19
<b>Total of Digital Hardware &amp; Software (up to Highest Class VIII) - NR</b>			<b>486.29</b>
<b>Recurring Components (Digital Hardware &amp; Software upto Highest Class VIII)</b>			

Recurring Cost (ICT & Digital Initiatives) (New)	78	2.40	187.20
Recurring Cost (ICT & Digital Initiatives) (Previous Year)	94	2.40	225.60
<b>Total of Recurring</b>			<b>412.80</b>
<b>Total of ICT and Digital Initiatives</b>			<b>899.09</b>

q) **ICT and Digital Initiatives (Secondary):** An outlay of Rs. 660.00 lakh as per detail given below was estimated for ICT and Digital Initiatives for 39 new secondary/higher secondary schools and 132 previous secondary/higher secondary schools. The list of 39 Schools is enclosed at **Annexure- V(b)**.

(Rs. in lakh)

Activity Master	Physical (Schools)	Unit Cost	Financial
<b>Non-Recurring Components (upto Highest Class XII) – NR</b>			
Digital Hardware	39	6.00	234.00
Furniture	39	0.20	7.80
Operating System/ Softwares	39	0.20	7.80
<b>Total Non- Recurring</b>			<b>249.60</b>
<b>Recurring Components (upto Highest Class XII)</b>			
Recurring Cost (ICT & Digital Initiatives) (New)	39	2.40	93.60
Recurring Cost (ICT & Digital Initiatives) (Previous Year)	132	2.40	316.80
<b>Total of Recurring</b>			<b>410.40</b>
<b>Total of ICT and Digital Initiatives</b>			<b>660.00</b>

The utilization of these funds needs to be in accordance of the detailed guidelines issued by MHRD.

**All purchase from central fund should be made through GEM to ensure effective prices and standardized equipments.**

The following points need to be kept in mind during procurement:

- Inventory of each item will be maintained by the school and the concerned school Principal will be the in-charge for ensuring that all hardware and software has been marked as inventory items. The record of ICT inventory, school wise, has to be maintained online and made available to MHRD as and when required.
- The funds may be utilised for setting up ICT labs/ smart classrooms.
- Teachers should be encouraged to make use of e-learning platforms like DIKSHA, E-Pathshala, Swayam, Swayam Prabha, NROER, NISHTHA, O-labs etc.
- Teachers to be encouraged to contribute content to DIKSHA Portal.
- States and UTs have to ensure that Annual Maintenance Contract (AMC) for



each hardware item procured under ICT scheme has been entered into.

- In order to ensure that computers installed in the schools are being used regularly, software which indicates when the computers are turned on or off, linked to the State server must be put in place.
- As per IT Act 2000, it has to be ensured that effective firewalls and appropriate control filters and monitoring software mechanism are installed in all computers in schools. Please consult local NIC for installing a govt. approved, free firewall.

**Outcome:** Number of schools having ICT coverage and functioning of number of Secondary/Higher Secondary schools. This will improve PGI indicator No. 1.3.3.

**r) Training for In-service Teachers and Head Teachers(Elementary):**

An outlay of Rs. 119.51 lakh was estimated for online NISHTHA training of remaining teachers at the elementary level @ Rs. 1000 per teacher for procuring pen-drives with pre- loaded content and modules, printing of modules and high-speed data-pack on reimbursement basis and subject to successful completion of the training.

(Rs. in lakh)

Activity Master	Physical	Unit Cost	Financial
<b>In-Service Training (Class I - VIII)</b>			
Class I & II	4035 (Teachers)	0.01	40.35
Class III to V	5992 (Teachers)	0.01	59.92
Class VI to VIII	1924 (Teachers)	0.01	19.24
<b>Total of In-Service Training (Class I - VIII)</b>	<b>11951</b>		<b>119.51</b>

**s) Training for in-service Teachers and Head Teachers (Secondary):**

An outlay of Rs. 21.57 lakh was estimated for online NISHTHA Phase II training @ Rs. 1000 per teacher for procuring pen-drives, printing of modules and high-speed data-pack for Government/Government aided teachers at secondary level on reimbursement basis and subject to successful completion of the training.

(Rs. In lakh)

Activity Master	Physical	Unit Cost	Financial
<b>In-Service Training (IX - XII)</b>			
Language Teacher Training	484 (Teachers)	0.01	4.84
Math Teacher Training	251 (Teachers)	0.01	2.51
Science Teacher Training	692 (Teachers)	0.01	6.92
Social Science Teacher Training	708 (Teachers)	0.01	7.08
<b>Total of In-Service Training (IX - XII)-A</b>			<b>21.35</b>
<b>Training of Resource Persons &amp; Master Trainers</b>			



Key Resource Persons Math Training Under NISHTHA State level (Class IX to X)	3 (KRPs)	0.01	0.03
Key Resource Persons Social Science Training Under NISHTHA State level (Class IX to X)	7 (KRPs)	0.01	0.07
Key Resource Persons Language Training Under NISHTHA State level (Class IX to X)	5 (KRPs)	0.01	0.05
Key Resource Persons Science Training Under NISHTHA State level (Class IX to X)	7 (KRPs)	0.01	0.07
<b>Total of Training of Resource Persons &amp; Master Trainers -B</b>			<b>0.22</b>
<b>Total of Training for In-service Teacher and Head Teachers (A+B+C)</b>			<b>21.57</b>

**Outcome:** This activity would help in overall improvement in Teacher Performance and consequent improvement in Quality including Learning Outcomes and covered under PGI 2.1.18 and 2.1.20.

**t) Academic support through BRC/URC & CRC (Elementary):** Strengthening of CRCs - Mobility support to CRCs.

**Each Cluster Resource Coordinator** will visit the schools under his/her jurisdiction at least once in 2 months. It is expected that in remote and rural areas the CRC will have five schools while in urban areas this can go upto 10 schools.

- Cluster Resource Coordinator would visit the schools and provide onsite academic support.
- Assess school performance and design Strategies for improvement of various interventions at School Level.
- Will review the status of implementation at the cluster level so as to ensure better outcomes.

BRC will also do similar exercise and send report periodically likewise indicating the outcome of the various task performed at the BRC level.

An outlay of Rs. 1427.67 lakh was estimated for Academic support through BRC/URC & CRC including Rs. 1401.57 lakh for BRC/URC and Rs. 26.10 lakh for CRCs.

(Rs. in lakh)

Activity Master	Physical	Unit Cost	Financial
<b>Provision for BRCs/URCs</b>			
Salary for Resource Persons at BRC	173	4.39	759.47
Salary for Resource Persons for CWSN	66	4.39	289.74
Salary for MIS Coordinator in position	28	4.53	127.00
Salary for Data Entry Operator in position	23	2.450	56.35
Salary for Accountant-cum-support staff	65	2.60	169.00
<b>Total of Provision for BRCs/URCs</b>			<b>1401.57</b>
<b>Provisions for CRCs</b>			
Mobility Support for CRC(Strengthening of CRC)	2610 (Schools)	0.01	26.10
<b>Total of Provisions for CRCs</b>			<b>26.10</b>

Activity Master	Physical	Unit Cost	Financial
<b>Total of Academic support through BRC/URC/CRC</b>			<b>1427.67</b>

**Outcome:** The strengthening of BRCs and CRCs would enable them to play a pivotal role in monitoring and improving the quality of education. This is covered under PGI indicator 2.1.15.

**u) Youth and Eco Clubs: Constitution of Youth and Eco Club**

- Youth and Eco Clubs to be constituted in all schools.
- Youth Clubs to utilise idle school resources like
  - playgrounds and sports equipment
  - libraries, music and art rooms and
  - auditorium for co-scholastic and recreational activities like drama, debates, art, sports and games, music etc. for individual and inter personal growth.
- Utilize playing fields and libraries after normal school hours and during holidays etc.
- Eco Clubs to carry out activities to promote awareness and interest in environment, biodiversity, climate and local ecology, nutrition, health, sanitation and hygiene.
- They can utilise parents, retired govt. servants, retired teachers to coach children and spent time with them.
- The Principal / Vice Principal will be in-charge of the Youth & Eco Club. One teacher will be assigned as a nodal person on rotation basis, who would stay back after school hours to facilitate the youth club activities.

To constitute youth and eco clubs for the students for various activities such as-debates, music, arts, reading, physical activities etc., an amount of Rs. 84.00 lakh @ Rs. 15000 for elementary schools was estimated for 560 elementary schools.

(Rs. in lakh)

Activity Master	Physical	Unit Cost	Financial
Youth & Eco Club (Elementary)	560 (Schools)	0.15	84.00

**Outcome: Youth Club** will help in utilizing the idle school infrastructure in particular, playing fields, sports equipment's and libraries after school hours for productive activities which will help students pursue their own interests and develop self-confidence as they explore their talents. This would also improve enrolment as well as retention. This is covered under PGI indicator No. 1.2.5 & 1.2.7.

**The eco-clubs** in the schools would create a platform for experiential learning enabling understanding concepts of science & technology, bio-medical knowledge. This is covered

under PGI indicator No. 1.2.5 and 1.2.7.

**v) Documentation of Best Practices on Shagun Portal–Shagun Repository:**

Shagun has been designed to change the narrative on school education by show casing the multitude of innovative & successful models being implemented by all States and UTs in diverse circumstances.

- Enables the successful initiatives to be replicated & taken to scale.
- Sustains the institutional memory of these institutions.
- State to document their best practices, innovative practices and success stories through good quality case studies, videos, photographs and testimonials.
- All States and UTs to upload high resolution videos, photos, testimonials and case studies.

An amount of Rs 25.00 lakh was estimated for uploading the best practices on the Shagun Portal and documentation of the Best practices.

**w) Rangotsav:** Various Cultural activities will be introduced for both students and teachers for promoting experiential learning and making learning joyful and using arts in education. The objective is:

- To celebrate the rich cultural heritage and diversity of the country.
- To provide exposure to the children to a variety of cultures, geographies, languages, food and customs of the country.
- Collective expression of joy and celebrations, where talent, creativity and innovation of every student and teacher is reflected.
- Major Activities:
  - Kala Utsav
  - Role Play Competition
  - Band Competition
  - Music Teacher Competition
  - Folk dance competition

Competitions may be organized for Secondary/Higher Secondary classes, for which the following approvals were given:

**(i) Band Competition:** An outlay of Rs. 5.00 lakh was estimated for Band Competition and participation in national level competition.

**(ii) Kala Utsav:** An outlay of Rs. 10.00 lakh was estimated for Kala Utsav at State level and participation in national level competition.

(Rs. in lakh)

Activity Master	Physical (State)	Unit Cost	Financial
Kala Utsav (Secondary)	1	10.00	10.00

- x) **Teachers Identity Card (Elementary):** An outlay of Rs. 7.33 lakh @ Rs. 50 per teacher was estimated for issue of Identity Cards to 14,671 teachers with all details such as Name of the School with UDISE Code, Full Address of the school with Block, Village, District, Designation separately for contract teachers and regular teachers. These would need to be carried by all teachers in schools.

(Rs. In lakh)

Activity Master	Physical (Teachers)	Unit Cost	Financial
Teacher ID Cards	14671	0.00050	7.33

**Outcome:** This would help in ensuring the presence of actual teachers deployed in a school and identifying proxy teachers. This is covered under PGI Indicator 2.1.2 and 2.1.4.

7) **Quality Intervention- Other State Specific Activities:**

- a) **Quality Component (Elementary):** An amount of Rs. 578.14 lakh was estimated for the activities and project based innovative activities under this component, including:

- **PINDICS and Teacher Assessment:** An outlay of Rs. 14.64 lakh @ Rs. 100 for 1464 teachers was estimated for PINDICS and Teacher Assessment.
- **Shaala Siddhi:** National Program on School Standards and Evaluation known as Shaala Siddhi for enabling Schools to evaluate their performance in a focused and strategic manner and facilitate them to make professional judgement for improvement. An outlay of Rs. 5.00 lakh @ Rs. 500 for 1000 schools was estimated for implementing Shaala Siddhi.

(Rs. in lakh)

Activity Master	Physical	Unit Cost	Financial
<b>Quality Components - Recurring (Elementary)</b>			
PINDICS and Teacher Assessment	1464 (Teachers)	0.0010	14.64
Shaala Siddhi	1000 (Schools)	0.005	5.00
		<b>Total</b>	<b>19.64</b>

- i) **Project Innovation (Elementary):** An amount of Rs. 558.50 lakh was estimated for the Innovation Projects as per activities and unit cost given below.

(Rs. in lakh)

Activity Master	Physical (Schools)	Unit Cost	Financial
<b>Project Innovation (Elementary)</b>			
Exposure to Vocational Skill	560	0.10	56.00

Joyful Saturday	500	0.70	350.00
Unique Selling Proposition (USP)	100	0.50	50.00
Youth & Eco Club(stand alone Primary only schools)	2050	0.50	102.50
<b>Total</b>	<b>3210</b>		<b>558.50</b>

b) **Quality Component (Secondary & Senior Secondary):** An amount of Rs. 778.29 lakh was estimated for activities and project based innovative activities under this component, including:

i) **Quality Components - Recurring (Secondary & Senior Secondary):**

(Rs. in lakh)

Activity Master	Physical	Unit Cost	Financial
<b>Quality Components - Recurring (Secondary &amp; Sr. Secondary)</b>			
Aptitude Test at School Level	16 (Districts)	0.50	8.00
Readiness programme for subjects	19958 (Students)	0.00237	47.30
School Journal	413 (Schools)	0.030	12.39
Talent Search at School Level	16(Districts)	0.50	8.00
Twinning Programme	80 (Schools)	0.030	2.40
	<b>Total</b>		<b>78.09</b>

ii) **Project - Innovative Activities (Secondary and Senior secondary):** An amount of Rs. 812.10 lakh was estimated for the Innovation Projects as per activities and unit cost given below.

(Rs. in lakh)

Activity Master	Physical	Unit Cost	Financial
<b>Project - Innovative Activities (Secondary &amp; Sr. Secondary)</b>			
All India Radio Education Programme	746	0.80	596.80
EK BHARAT SHRESTHA BHARAT- Visit to Partner State	16 (Districts)	1.00	16.00
Maheishangdagi Mahei	100 (Schools)	0.50	50.00
Organic Farming in Schools	160 (Schools)	0.10	16.00
Science Park/ Centre	16 (Districts)	5.00	80.00
Skill Exhibition cum Competition	16 (Districts)	0.25	4.00

Activity Master	Physical	Unit Cost	Financial
Yoga Olympiad	16 (Districts)	0.50	8.00
Youth & Eco Club	413 (Schools)	0.10	41.30
		<b>Total</b>	<b>812.10</b>

### 8) Gender & Equity:

a) **Kasturba Gandhi Balika Vidyalaya (KGBV):** KGBVs have been established to provide access and quality education to girls belonging to disadvantaged groups by setting up residential schools/hostels from Upper Primary to Senior Secondary level and to ensure smooth transition of girls from Elementary to Secondary and up to Class XII wherever possible.

#### (i) **Kasturba Gandhi Balika Vidyalaya (KGBV)- Type-I (Class VI to VIII):**

An outlay of Rs. 525.50 lakh was estimated for recurring cost for 5 KGBVs and non-recurring cost for 1 KGBV (Type-I). Detail of KGBV (Type-I) building is enclosed at **Annexure-VI**.

(Rs. in lakh)			
Activity Master	Physical	Unit Cost	Financial
<b>KGBV - Type - I (NR) (Previous Year) (Classes VI -XII)</b>			
Construction of Building (Previous)	1	318.89	318.89
<b>Total of KGBV - Type - I (NR) (Previous Year) (Classes VI -XII)</b>			<b>318.89</b>
<b>KGBV - Type - I (Recurring) (Previous Year) (Classes VI -XII)</b>			
1 Full Time Accountant	5	0.909	4.54
1 Head Cook	5	0.700	3.50
1 Warden	5	2.959	14.79
2 Assistant Cook	10	0.690	6.90
2 Support Staff - (Accountant/ Assistant, Peon, Chowkidar)	10	0.769	7.69
3 Part Time Teachers	15	1.47	22.14
4 - 5 Full Time Teachers	20	1.79	35.90
Capacity Building	5	0.10	0.50
Electricity / Water Charges	500	0.010	5.00
Fooding / Lodging per girl per month	500	0.150	75.00
Maintenance	500	0.0075	3.75
Medical Care/Contingencies	500	0.0125	6.25
Miscellaneous	500	0.0075	3.75
P.T.A.	500	0.002	1.00
Physical/ Self Defence	5	0.10	0.50
Preparatory Camps	5	0.070	0.35

Activity Master	Physical	Unit Cost	Financial
Specific skill training per girl	500	0.010	5.00
Stipend per Girl per month	500	0.010	5.00
Supplementary TLM, Stationery and other educational material	500	0.010	5.00
<b>Total of KGBV - Type - I (Recurring) (Previous Year) (Classes VI -XII)</b>			<b>206.61</b>

**Outcome:** This activity would help in addressing issues of drop out of girls and improve transition rate and retention rate. This is covered under PGI 1.2.3-1.2.8, 1.4.9a, and 1.4.10.

- (i) **Kasturba Gandhi Balika Vidyalaya (KGBV)- Type-II (Class VI to X):** An outlay of Rs. 439.19 lakh was estimated for recurring cost for 6 KGBVs (Type-II).

(Rs. in lakh)

Activity Master	Physical	Unit Cost	Financial
<b>KGBV - Type - II (Recurring) (Previous Year) (Classes VI -X)</b>			
1 Full Time Accountant	6	0.909	5.45
1 Head Cook	6	0.70	4.20
1 Head Teacher	6	1.79	10.75
1 Warden	6	2.95	17.75
2 Assistant Cook	12	0.69	8.28
2 Support Staff - (Accountant/ Assistant, Peon, Chowkidar)	12	0.769	9.239
3 Part Time Teachers	18	1.47	26.57
4 - 5 Full Time Teachers	42	1.79	75.39
Capacity Building	6	0.10	0.60
Electricity / Water Charges	1200	0.010	12.00
Fooding / Lodging per girl per month	1200	0.150	180.00
Maintenance	1200	0.0075	9.00
Medical Care/Contingencies	1200	0.0125	15.00
Miscellaneous	1200	0.0075	9.00
P.T.A.	1200	0.0020	2.40
Physical/ Self Defence	6	0.10	0.60
Preparatory Camps	6	0.070	0.42
Provision of rent	6	2.748	16.48
Specific skill training per girl	1200	0.010	12.00
Stipend per Girl per month	1200	0.010	12.00
Supplementary TLM, Stationery and other educational material	1200	0.010	12.00
<b>Total of KGBV - Type - II (Recurring) (Previous Year) (Classes VI -X)</b>			<b>439.19</b>

**Outcome:** This activity would help in addressing issues of drop out of girls and improve transition rate and retention rate. This is covered under PGI 1.2.3-1.2.8, 1.4.9a, and 1.4.10.

- (ii) **Kasturba Gandhi Balika Vidyalaya (KGBV) - Type-IV (Class IX to XII):** An outlay of Rs. 117.50 lakh was estimated for recurring cost for 5 KGBVs (Type-IV).

(Rs. in lakh)

Activity Master	Physical	Unit Cost	Financial
<b>KGBV - Type - IV (Recurring) (Previous Year) (Classes IX -XII)</b>			
1 Chowkidar	5	0.689	3.44
1 Head Cook	5	0.701	3.50
1 Warden	5	1.480	7.40
2 Assistant Cook	10	0.690	6.90
Electricity / Water Charges	500	0.010	5.00
Fooding / Lodging per girl per month	500	0.165	82.50
Maintenance	500	0.0010	0.50
Medical Care/Contingencies	500	0.0125	6.25
Miscellaneous	500	0.0020	1.00
Stipend per Girl per month	5	0.150	0.75
Supplementary TLM, Stationery and other educational material	5	0.050	0.25
<b>Total of KGBV - Type - IV (Recurring) (Previous Year) (Classes IX -XII)</b>			<b>117.50</b>

**Outcome:** This activity would help in addressing issues of drop out of girls and improve transition rate and retention rate. This is covered under PGI 1.2.3-1.2.8, 1.4.9a, and 1.4.10.

- b) Self-Defence:** Gender-based violence is a serious problem threatening the growth, development, education and health of adolescent girls in the country. Self-defence training techniques instill self confidence amongst girls and helps to promote girls' education particularly their transition to secondary and higher secondary level and to reduce the drop-out rate in schools. Through self-defence techniques, the girls are taught to increase their core strength. In dire situations, one is not required to have martial art training or a particular dress to defend and save oneself instead a strategic nudge, a sharp flick, a kick or a punch are enough to deter the attacker. The girls are trained to use every day articles such as, Key chain, dupatta, Stole, mufflers, bags, pen/pencil, notebook etc. as weapons of opportunity/improvised self-defence weapons to their advantage.

The States and UTs may also look for convergence for availing funding for self-defence training under the Nirbhaya Fund under Ministry of Women and Child



Development, Government of India, Police Department, Home Guards, NCC or with other State government schemes. **State is requested to provide UDISE number of these schools within two months where these activities will be carried out.**

- (i) **Elementary:** An outlay of Rs. 29.52 lakh @ Rs. 3000/- per school per month was estimated for 3 Months training in self-defence for girls in 328 Upper Primary schools.

(Rs. in lakh)

Activity Master	Physical (Schools)	Unit Cost	Financial
<b>Self Defence Training (up to Highest Class VIII)</b>			
Training to all girls in Self Defence	328	0.09	29.52

- (ii) **Secondary:** An outlay of Rs. 36.18 lakh @ Rs. 3000/- per school per month was estimated for 3 Months training in self-defence for girls in 402 Secondary/Senior Secondary schools.

(Rs. in lakh)

Activity Master	Physical (Schools)	Unit Cost	Financial
<b>Project- Girls Empowerment (up to Class X or XII)</b>			
Training to all girls in Self Defence	402	0.09	36.18

**Outcome:** This would strengthen girl's enrolment & retention and is covered under PGI indicator 1.4.10.

**c) Special Projects for Equity (Secondary):**

- (i) **Sanitary pad Vending & incinerator machines - Non-recurring (Secondary):**

An outlay of Rs. 48.00 lakh was estimated for sanitary pad vending and incinerator machines in 150 secondary schools under non-recurring component. List of schools approved for sanitary pad vending and incinerator machines is enclosed at Annexure-VII.

- (ii) **Emotional Well-being for Government School (Secondary):**

An amount of Rs. 41.30 lakh was estimated for emotional well-being project in 413 Government schools.

- (iii) **Exposure Visit (Secondary):**

An amount of Rs. 53.40 lakh was estimated for exposure visit at secondary level for 267 government schools.

- (iv) **Life Skill Programme (Secondary):**

An amount of Rs. 20.65 lakh was estimated for life skills programme at

secondary level for undertaking the programme in 413 government secondary schools.

a) **Project- Girls Empowerment (Secondary)**

(v) **Career Guidance Programme for Girls:**

An amount of Rs. 20.65 lakh was estimated for career guidance programme for girls at Secondary level.

(vi) **Kishori Utkarsh Manch:**

An amount of Rs. 19.20 lakh was estimated for Kishori Utkarsh Manch project at secondary level.

(vii) **Special Coaching Classes:**

An amount of Rs. 0.42 lakh was estimated for special coaching classes at secondary level.

(Rs. in Lakh)

Activity Master	Physical (Schools)	Unit Cost	Financial
<b>Project- Girls Empowerment (Secondary)</b>			
Career Guidance Programme for Girls	413	0.050	20.65
Kishori Utkarsh Manch	16	1.20	19.20
Special Coaching Classes	84	0.00500	0.42
		<b>Total</b>	<b>40.27</b>

9) **Inclusive Education:**

a) **Elementary:** An outlay of Rs. 143.55 lakh as per unit cost given below was estimated for various activities (Students Oriented) at Elementary level for 3,780 Children with Special Needs such as, identification and assessment camps, distribution of aids and appliances, home based education, provision of transportation & escort allowances, including financial support (for salary/honorarium) of 26 special educators (in position):

(Rs. in lakh)

Activity Master	Physical	Unit Cost	Financial
<b>Inclusive Education (up to Highest Class VIII)</b>			
Escort Allowance	640	0.012	7.68
Home Based Education	219	0.010	2.19
Identification and Assessment (Medical Assessment Camps)	35	0.25	8.75
Providing aids and appliances	638	0.030	19.14

Activity Master	Physical	Unit Cost	Financial
Reader Allowance	85	0.005	0.425
Sports Events and Exposure Visits	200	0.015	3.00
Transportation allowance	639	0.012	7.66
Stipend for Girls	1615	0.020	32.30
Salary (Previous Spl. Educators)	26	2.40	62.40
		<b>Total</b>	<b>143.55</b>

b) **Secondary:** An outlay of Rs. 164.66 lakh {Rs. 10.16 + Rs. 154.50 lakh} as per unit cost given below was estimated for various activities (Students Oriented) at secondary and senior secondary level for 333 Children with Special Needs such as escort allowance, reader allowance and stipend for girls including financial support (for salary/honorarium) of 51 special educators (in position):

(Rs. in lakh)

Activity Master	Physical	Unit Cost	Financial
<b>Inclusive Education (Student Oriented Components) (up to Highest Class X or XII)</b>			
Escort Allowance	36	0.009	0.3240
Helper/Aya/Attendant	6	0.72	4.32
Reader Allowance	3	0.005	0.0150
Stipend for Girls	188	0.020	3.76
Transportation Allowance	145	0.0120	1.74
		<b>Total</b>	<b>10.16</b>
<b>Inclusive Education (Recurring) (up to Highest Class XII)</b>			
In-service training of Special Educators	51	0.015	0.765
Orientation of Principals, Educational administrators, parents / guardians etc.	245	0.0030	0.735
Salary (Previous Spl. Educators)	51	3.00	153.00
		<b>Total</b>	<b>154.50</b>

The State was asked to share database of all CwSN children on PMS portal of Samagra Shiksha.

**Outcome:** The activities under this intervention would provide Access and increase retention of CwSN children by providing them a conducive learning environment. This is covered under PGI indicator 1.4.12 to 1.4.15.

#### 10) **Vocational Education (Secondary):**

The aim of introducing vocational education in schools is to prepare educated and employable youth. Under Vocationalisation of School Education, vocational courses are introduced along with academic subjects from classes 9 to 12. Under this

component, there is greater involvement of industry in design, delivery and assessment of vocational skills.

An outlay of Rs. 166.94 lakh for introduction of VE in 19 new schools as per unit cost given below was estimated as support for non-recurring and recurring cost. The State may refer to the detailed guidelines issued by MHRD for vocational education under Samagra Shiksha. List of 19 new schools approved is enclosed at **Annexure- VIII.**

(Rs. in lakh)

Activity Master	Physical	Unit Cost	Financial
<b>Introduction of VE in schools - NR</b>			
Tools, Equipment & Furniture (New)	19	4.16	79.04
<b>Total VE in schools - NR</b>			<b>79.04</b>
<b>Recurring Support VE - New</b>			
Financial Support for Vocational Teacher/ Trainer (New)	27	1.20	32.40
Financial Support for Resource Persons (New)	19	0.625	11.87
Raw material Grant for new school per course (New)	19	1.125	21.37
Cost of providing Hands on Skill Training to Students (New)	19	0.60	11.40
Office Expenses / Contingencies for New School (New)	19	0.50	9.50
Induction training of Teachers VE - Teachers (10 Days)	27	0.05	1.35
<b>Total of Recurring Support VE - New</b>			<b>87.90</b>
<b>Grand Total</b>			<b>166.94</b>

- a) An outlay of Rs. 663.56 lakh as per unit cost given below was estimated for support for Vocational Education towards recurring cost for 78 existing Schools.

(Rs. in lakh)

Activity Master	Physical	Unit Cost	Financial
<b>Recurring Support VE - Existing</b>			
Financial Support for Vocational Teacher/ Trainer (Existing)	125	2.40	300.00
Financial Support for Resource Persons (Existing) -	78	1.001	78.12
Raw material grant for new school per course (Existing)	78	1.80	140.62
Cost of providing Hands Training Students (Existing)	78	0.986	74.99
Assessment and Certification Cost (Existing)- (for 10 <sup>th</sup> and 12 <sup>th</sup> Class Students by SSC)	700	0.0060	4.20
Office Expenses / Contingencies for School (Existing)	78	0.801	62.49
In-service Training of VE - Teachers (5 - Days) - (Existing)	125	0.0250	3.12
<b>Total of Recurring Support VE - Existing</b>			<b>663.56</b>

**Outcome:** The activities under this intervention would enhance the employability of youth and bridge the divide between the academic & applied learning. This is covered under PGI indicator 1.3.5.

### 11) Support for Salary of Teachers

State was advised to relook at the requirement of teacher/headmaster posts and rationalize deployment of teachers as all teachers are the responsibility of the State. There is no dual cadre of teachers - only financial support for additional teacher salary would be provided under the Samagra Shiksha. Any additionally as per terms and conditions for recruitment of teachers in the State is to be borne by the State.

#### a) Elementary:

Sanctioned Post			Working			Vacancies		
By State	Under SS	Total	By State	Under SS	Total	By State	Under SS	Total
11678	3235	14913	11678	2889	14567	0	346	346

An outlay Rs. 6030.12 lakh was estimated as support for teacher salary as per norms of the Scheme.

(Rs. in lakh)

Activity Master	Physical (Teachers)	Unit Cost	Financial
<b>Teacher Salary –(Elementary)</b>			
Primary Teachers- Existing, in position (Regular)	1951	1.80	3511.80
<b>Upper Primary Teachers</b>			
Upper Primary Teachers in Position (Regular)	938	2.40	2251.20
Art Education (Contractual)	106	0.84	89.04
Health and Physical Education (Contractual)	106	0.84	89.04
Work Education (Contractual)	106	0.84	89.04
<b>Total for Salary of Teachers</b>			<b>6030.12</b>

**Outcome:** Teacher's role is central and their deployment & rationalization would help in maintaining appropriate teacher-pupil ratio and is covered under PGI 2.1.7, 2.1.8, 2.1.9, 2.1.11a, 2.1.21, 2.1.22 and 2.1.23.

#### b) Secondary:

Category	Sanctioned Post			Working			Vacancies		
	By State	Under SS	Total	By State	Under SS	Total	By State	Under SS	Total
Secondary Teachers	3654	1044	4698	1440	1044	2484	2214	0	2214

Category	Sanctioned Post			Working			Vacancies		
	By State	Under SS	Total	By State	Under SS	Total	By State	Under SS	Total
Secondary Headmasters	228	182	410	164	0	164	64	182	246

An outlay Rs. 1727.63 lakh was estimated as support for teacher salary. With reference notification No.AO/156/PPT/20211 (6)-DS (1) Vol. 1, dated 23<sup>rd</sup> July 2020, Directorate of Education (Administrative Section), Imphal, the State of Manipur has listed out 1903 teachers of elementary schools for promotion for Graduate teachers. Again with reference Memorandum for Cabinet No. 33/14/2019-(SE) S, Government of Manipur, Secretariat: Education (Schools) Department, there is an urgent need to fill up 923 vacant posts of graduate teachers by direct recruitment.

(Rs. in lakh)

Activity Master	Physical (Teachers)	Unit Cost	Financial
<b>Staff for Previous Year Schools (Secondary)</b>			
Subject Teacher and headmasters	1226	1.409	1727.63
<b>Total for Salary of Teachers</b>			<b>1727.63</b>

**Outcome:** Teacher's role is central and their deployment & rationalization would help in maintaining appropriate teacher-pupil ratio and is covered under PGI 2.1.7, 2.1.8, 2.1.9, 2.1.11a, 2.1.21, 2.1.22 and 2.1.23.

**12) Teacher Education:** An amount of Rs. 3753.09 lakh was estimated for the Teacher Education component. The following activities are part of the said component:

**a) Equipment in Teacher Education Institutions (TEIs):** An outlay of Rs. 40.00 lakh as per unit cost given below was estimated for equipment cost of 2 DIETs (Chandel & Churachandpur). List of DIETs is enclosed at **Annexure-IX (a)**.

(Rs. in lakh)



Activity Master	Physical (DIET)	Unit Cost	Financial
<b>Equipment in Teacher Education Institutions - NR</b>			
DIETs	2	20.00	40.00

b) **Strengthening of Physical Infrastructure:** An outlay of Rs. 1741.08 lakh as per unit cost given below was estimated for construction of 2 hostels (girls & boys) and institute building of 1 DIET respectively. List of DIETs is enclosed at **Annexure-IX (b)**.

(Rs. in lakh)

Activity Master	Physical (DIET)	Unit Cost	Financial
<b>Strengthening of Physical Infrastructure - NR</b>			
Civil works, hostel facilities etc of the existing TEIs (SCERTs/DIETs/BITEs)	3	580.36	1741.08

c) **Support for Teachers Educator Salary:** An outlay of Rs. 966.15 lakh as per unit cost given below was estimated for Salary of teacher educators in DIETs. Total amount of salary for teacher educators is worked out as per the scheme, @ 60% of total salary estimate.

(Rs. in lakh)

Activity Master	Physical	Unit Cost	Financial
<b>Teachers Educators Salary in TEIs (Academic Posts)</b>			
DIETs	290	3.331	966.15

**Outcome:** State to ensure 100% of academic positions are filled in the SCERT/SIE and DIETs at the beginning of the given academic year 2020-21. This is covered under PGI Indicator 2.1.12.

d) **DIKSHA:** A total outlay of Rs. 408.86 lakh was estimated for DIKSHA for Development of Digital Content. For the creation of digital content for Class IX and X, an outlay of Rs. 277.20 was estimated and Rs. 67.20 lakh was estimated for the dubbing/voice over of the created videos (for class IX and X) in Tribal dialects. Additionally, Rs. 64.46 lakh was estimated for development of e-lessons of textbooks from Class III to VIII for CwSN. The implementation and monitoring of the digital content to be undertaken in collaboration by Directorate of Education and SCERT.

(Rs. in lakh)

Activity Master	Physical (Videos)	Unit Cost	Financial
<b>DIKSHA</b>			
Development of Digital Content	840	0.08	67.20

Activity Master	Physical (Videos)	Unit Cost	Financial
Creation and Curation of Digital Teaching learning material for uploading on DIKSHA	840	0.33	277.20
e-learning for CwSN	293	0.22	64.46
		<b>Total</b>	<b>408.86</b>

e) **Programme & Activities and Faculty Development:** An outlay of Rs. 382.00 lakh as per unit cost given below was estimated for Programme & Activities for SCERT and DIETs for a range of activities such as, exposure visits, short term professional courses, etc.

(Rs. in lakh)

Activity Master	Physical (No. of TEI)	Unit Cost	Financial
Program & Activities (DIET)	9	30.0	270.00
Specific projects for Research activities (DIET)	9	8.0	72.00
Program & Activities (SCERT)	1	30.0	30.00
Specific Program for Research Activities (SCERT)	2	5.00	10.00
		<b>Total</b>	<b>382.00</b>

**Outcome:**

- Dissemination of the findings and impact of the research studies would be shared by the States and UTs.
- The SCERT/SIE would conduct an impact assessment study of the in-service/induction training programmes.

f) **Annual Grants to TEIs:** An outlay of Rs. 215.00 lakh as per unit cost given below for SCERT and DIETs was estimated under Annual Grant for TEIs for meeting day-to-day expenses, hiring of Resource persons/Experts for Teacher Training, purchase of library books, stationary periodicals, small office and library equipments, office expenses etc.

(Rs. in lakh)

Activity Master	Physical	Unit Cost	Financial
SCERT	1	35.00	35.00
DIETs	9	20.00	180.00
		<b>Total</b>	<b>215.00</b>

**Outcome:** State to ensure that SCERT/SIE and DIETs utilise the annual grants optimally and are registered under PFMS. This is covered under PGI indicator 2.1.26.

**13) MIS**

An outlay of Rs. 12.77 lakh @ Rs. 2 per student was estimated for MIS/UDISE+ activities.



(Rs. in lakh)

Activity Master	Physical (Students)	Unit Cost	Financial
<b>Monitoring of the Scheme</b>			
Management Information System (UDISE +)	638491	0.00002	12.77

**14) Programme Management**

An outlay of Rs. 1348.03 lakh @ 5% against total outlay was estimated for Programme Management (MMER) for activities such as, Staffing cost, Advertising & Publicity, Research Studies, etc.

(Rs. in lakh)

Activity Master	Physical	Unit Cost	Financial
<b>Program Management (MMER) (I - XII)</b>			
Program Management (MMER) (I - XII)	1	1348.03	1348.03

**15) Spill Over**

An outlay of Rs. 21790.11 lakh as Spill over under various activities falling under Elementary Education, Secondary Education and Teacher Education was estimated with the condition that all pending activities should be completed during this year 2020-21. The detail is enclosed at **Annexure-X**.

**16) Costing Sheet**

The details of State consolidated item-wise estimate for 2020-21 is enclosed at **Annexure-XI**.

The meeting ended with a vote of thanks to the Chair.

\*\*\*\*\*



Annexure - I

**List of Participants**

1. Smt. Anita Karwal, Secretary (SE&L), D/o SE&L, MHRD- Chairperson
2. Sh. Santosh Kumar Yadav, Joint Secretary (SS.I), D/o SE&L, MHRD
3. Sh. Maneesh Garg, Joint Secretary (SS.II), D/o SE&L, MHRD
4. Sh. T. Ranjit Singh, Commissioner Education -S, Govt. of Manipur
5. Sh. M. Harekrishna, Commissioner, SCERT & Education, Govt of Manipur
6. Sh. Purnendu Kishore Banerjee, DDG Statistics, D/o SE&L, MHRD
7. Sh. Prem Prakash Gupta, Deputy Secretary, D/o SE&L, MHRD
8. Sh. Shobhit Gupta, Director, Finance, D/o SE&L, MHRD
9. Sh. Th. Kirankumar, Director (School Education) & SPD (Samagra Shiksha), Manipur
10. Ms. M. Minakumari Devi, Director, SCERT, Manipur
11. Sh. L. Nandakumar Singh, Additional SPD (Secondary), Samagra Shiksha, Manipur
12. Sh. T. Phulen Meitei, Additional SPD (Elementary), Samagra Shiksha, Manipur
13. Sh. W. Serto, Finance Controller, Samagra Shiksha, Manipur
14. Sh. Jim Golden Thingujam, Joint Director, SCERT, Manipur
15. Sh. L. Chandrakumar Singh, State Coordinator, (Planning), Samagra Shiksha, Manipur
16. Sh. Ranbir Singh, State Coordinator (MIS), Samagra Shiksha, Manipur
17. Sh. Sananingthem Sharma, Sr. Account Officer, Samagra Shiksha, Manipur
18. Ms. Kiran Dogra, Sr. Consultant, Technical Support Group, D/o SE&L, MHRD
19. Ms. Purabi Pattanayak, Sr. Consultant, Technical Support Group, D/o SE&L, MHRD
20. Sh. Manoj Mishra, Sr. Consultant, Technical Support Group, D/o SE&L, MHRD
21. Ms. Sohila K. Bakshi, Consultant, Technical Support Group, D/o SE&L, MHRD



## Annexure - II

## Surrender of infrastructure component

(Rs. in lakh)

Sl. No.	Components	School Name	UDISE Code	Year of Sanction	Sanction		Surrendered amount	Reasons for surrender
					Phy.	Financial		
<b>I. ELEMENTARY LEVEL</b>								
1	New Primary School	Z Choro PS	14080406401	2010-11	1	8.00	8.00	Cost is not workable due to escalation Duplicate/ Repeated sanction 2019-20
2	Drinking Water	Z Choro PS	14080406401	2015-16	1	0.45	0.45	
3	ACR	YumnamHuidrom High School	14060306003	2019-20	2	37.36	37.36	
<b>Total Elementary</b>					<b>3</b>	<b>45.81</b>	<b>45.81</b>	
<b>II. SECONDARY LEVEL</b>								
1	Science Lab.	Gandhi Memo Govt. H/S	14030109301	2019-20	1	17.74	17.74	Duplicate/ Repeated sanction 2019-20
2	Science Lab.	Kumbi High School	14040200403	2019-20	1	17.74	17.74	
3	Science Lab.	Saiton High School	14040200705	2019-20	1	17.74	17.74	
4	Science Lab.	Singngat Govt. H/S	14030306201	2019-20	1	17.74	17.74	
5	Science Lab.	Srivan H/S	14070104604	2019-20	1	17.74	17.74	
6	Science Lab.	Irom Meijrao H/ S	14060308002	2019-20	1	17.74	17.74	
7	Science Lab.	Hundung Kaziphung H/S	14080100702	2019-20	1	17.74	17.74	
8	Science Lab.	Thanlon Govt. H/S	14120405401	2019-20	1	17.74	17.74	
9	Sci. Lab Equip	Gandhi Memo. Govt. H/S	14030109301	2019-20	1	1.00	1.00	
10	Sci. Lab Equip	Kumbi High School	14040200403	2019-20	1	1.00	1.00	
11	Sci. Lab Equip	Saiton High School	14040200705	2019-20	1	1.00	1.00	
12	Sci. Lab Equip	Singngat Govt. H/S	14030306201	2019-20	1	1.00	1.00	
13	Sci. Lab Equip	Srivan H/S	14070104604	2019-20	1	1.00	1.00	
14	Sci. Lab Equip	Irom Meijrao High School	14060308002	2019-20	1	1.00	1.00	
15	Sci. Lab Equip	Hundung Kaziphung H/S	14080100702	2019-20	1	1.00	1.00	
16	Sci. Lab Equip	Thanlon Govt. H/S	14120405401	2019-20	1	1.00	1.00	
17	Computer Room	Model H/S	14080100418	2019-20	1	16.92	16.92	
18	Computer Room	Singngat Govt. H/S	14030306201	2019-20	1	16.92	16.92	
19	Computer Room	Irom Meijrao High School	14060308002	2019-20	1	16.92	16.92	
20	Computer Room	Samurou High School	14060307302	2019-20	1	16.92	16.92	
21	Computer Room	Churachandpur Govt. H/S	14030110101	2019-20	1	16.92	16.92	
22	Library	Yumnam Huidrom H/S	14060306003	2019-20	1	22.28	22.28	
23	Library	Model H/S	14080100418	2019-20	1	22.28	22.28	

Sl. No.	Components	School Name	UDISE Code	Year of Sanction	Sanction		Surrendered amount	Reasons for surrende
					Phy.	Financial		
24	Library	Saiton High School	14040200705	2019-20	1	22.28	22.28	
25	Library	Srivan H/S	14070104604	2019-20	1	22.28	22.28	
26	Library	Irom Meijrao High School	14060308002	2019-20	1	22.28	22.28	
27	Library	Top Dusara High School	14070200703	2019-20	1	22.28	22.28	
28	Library	Hindi Secondary School (Kanglatombi)	14060208204	2019-20	1	22.28	22.28	
29	Library	Samurou High School	14060307302	2019-20	1	22.28	22.28	
30	Library	Nimaichand And Keinya High School	14050103003	2019-20	1	22.28	22.28	
31	Library	Seikhor Christian Hs	14080109002	2019-20	1	22.28	22.28	
32	ACR	Gandhi Memo Govt. H/S	14030109301	2019-20	2	37.36	37.36	
33	ACR	Yumnam Huidrom High School	14060306003	2019-20	2	37.36	37.36	
34	ACR	Model H/S	14080100418	2019-20	2	37.36	37.36	
<b>Total Secondary</b>					<b>37</b>	<b>569.4</b>	<b>569.4</b>	
<b>II. HR. SECONDARY LEVEL</b>								
1	Library	Parbung H/S (Govt)	14120501701	2019-20	1	22.28	22.28	Duplicate / Repeated sanction 2019-20
2	Bio. Lab	Churachan Higher Secondary School	14070200216	2019-20	1	23.39	23.39	
3	Bio. Lab	Ananda Singh Higher Secondary School	14070204623	2019-20	1	23.39	23.39	
3	Physics Lab	Churachan Higher Secondary School	14070200216	2019-20	1	23.39	23.39	
5	Physics Lab	Ananda Singh Higher Secondary School	14070204623	2019-20	1	23.39	23.39	
<b>Total Hr. Secondary</b>					<b>5</b>	<b>115.84</b>	<b>115.84</b>	
<b>Grand Total (Ele. Sec. &amp; Hr. Sec)</b>					<b>45</b>	<b>731.05</b>	<b>731.05</b>	

**List of Schools Approved for Strengthening of Secondary & Sr. Secondary Schools  
(Electrification in Schools)**

S. No.	UDISE	SCHOOL NAME
1	14160403002	KHANGSHILLUNG GOVT. HR SEC. SC
2	14100110001	T. VAICHONG HIGH SCHOOL.
3	14100109001	GELNAL HIGHER SECONDARY SCHOOL
4	14100100101	MARAM HIGH SCHOOL
5	14100113101	IRANG PART 2 HIGH SCHOOL.
6	14120501701	PARBUNG HIGH SCHOOL.
7	14150503101	KASOM KHULLEN HIGH SCHOOL.
8	14060200402	BUDHIMANJURI HIGH SCHOOL.
9	14100312601	LHUNGTIN HIGH SCHOOL.
10	14080204101	PAOCHAM HS
11	14010602201	KHONGDEI HIGH SCHOOL.
12	14120404901	BUKPI GOVT. H/S
13	14080202204	KHARASOM GOVT. HS
14	14040103903	MADHUMATI HIGH SCHOOL.
15	14080101601	CHOITHAR H/S
16	14080104402	NGAIMU HS
17	14120500701	PHERZAWL H/S (GOVT)
18	14080108507	KHAMASOM H/S
19	14080109002	SEIKHOR CHRISTIAN HS
20	14010601901	PHAIBUNG HIGH SCHOOL.
21	14100115301	KALAPAHAR HIGH SCHOOL.
22	14120502901	KANGRENG H/S (GOVT)
23	14020302902	MAKUI HIGH SCHOOL.
24	14120502501	P. HMUNTE JR H/S (GOVT)
25	14100111401	THONGLANG AKUTPA HIGH SCHOOL
26	14080104901	KHAMUNOM H/S
27	14010602801	NGARI HIGH SCHOOL
28	14080102101	KACHAI H/S
29	14160409901	THINGRA HIGH SCHOOL.
30	14030120501	LAMJANG GOVT. H/S
31	14080101401	LAMBUI HIGH SCHOOL.
32	14080104801	LEISAN H/S
33	14080201501	RAPHEI MODEL HS
34	14060211801	AWANG POTSANGBAM HIGH SCHOOL
35	14120501501	TUOLBUNG GOVT UPPER PRIMARY SCHOOL.
36	14050112401	SANTHEL MAMANG HIGH MADRASSA
37	14120500101	SENVON H/S (GOVT.)
38	14040200705	SAITON HIGH SCHOOL.
39	14080101701	SHIROI H/S

**Girls Hostel Approved for Strengthening of Secondary & Sr. Secondary Schools**

S.No.	UDISE	SCHOOL NAME
1	14030600101	HENGLEP H/S (GOVT)

**Annexure - IV (a)**

**Opening/Upgradation of new schools**

**List of schools approved Upper Primary School (3 Schools)**

S.No.	District	School Name	UDISE Code
1	Chandel	PHOILEN VILLAGE	14090427101
2	Chandel	T.S. LAIYANG VILLAGE	14090430102
3	Kangpokpi	Upper Maohing	14100121201

**Annexure - IV (b)**

**List of approved Secondary Schools {2 Schools (1 section)}**

S. No.	District	Name of the School	UDISE Code	Section
1	Bishnupur	KARANG UPPER PRIMARY SCHOOL.	14040201301	1
2	Bishnupur	KHORDAK KHONGBAL UPPER PRIMARY SCHOOL	14040200901	1
3	Noney	TAODAIJANG JR. HS	14160400501	1

**Annexure - IV (c)**

**List of Approved Higher Secondary school - 4 schools  
(Arts and Science stream with 2 section)**

S.No	District	UDISE Code	School Name	Section	Stream
1	Bishnupur	14040201212	THANGA HIGH SCHOOL	1	Arts and Science
2	Imphal East	14070104903	HEINGANG H/S	1	Arts and Science
3	Thoubal	14050104601	LALITAMADHOP SHARMA HIGH SCHOOL.	1	Arts and Science
4	Thoubal	14050107501	SEKMAI KHUMBI HIGH SCHOOL	1	Arts and Science



**List of Schools approved for ICT  
(Elementary - 78 schools)**

Sl. No.	DISTRICT	UDISE	SCHOOL MANAGEMENT	SCHOOL MANAGEMENT	SCHOOL CATEGORY
1	IMPHAL WEST	14060304103	NINGOMBAM JUNIOR HIGH SCHOOL.	1	2
2	IMPHAL EAST	14070105101	KAIRANG UPPER P/S	1	2
3	CHURACHANDPUR	14030121402	MUOLBEM UPPER PRIMARY SCHOOL.	1	2
4	BISHNUPUR	14040102401	LANGPOK KAKYAI UPPER PRIMARY SCHOOL.	1	2
5	THOUBAL	14050116702	KANGTHOKCHAO UPPER PRIMARY SCHOOL.	1	2
6	CHURACHANDPUR	14030210601	KHA AIMOL JR. H/S (GOVT)	1	2
7	THOUBAL	14050111701	LAIPHRAKAM JUNIOR HIGH SCHOOL.	1	2
8	IMPHAL WEST	14060100302	KHOMDRAM SHELUNGBA UPPER PRIMARY SCHOOL.	1	2
9	BISHNUPUR	14040101001	JOYPUR KHUNOU UPPER PRIMARY SCHOOL.	1	2
10	IMPHAL WEST	14060100101	SINAM NODIA UPPER PRIMARY SCHOOL.	1	2
11	IMPHAL WEST	14060301601	KHAGEMBA JUNIOR HIGH SCHOOL.	1	2
12	BISHNUPUR	14040104801	BALARAM KHUL UPPER PRIMARY SCHOOL.	1	2
13	THOUBAL	14050108606	HEIROK PT.II MAYAI LEIKAI UPPER PRIMARY SCHOOL.	1	2
14	IMPHAL EAST	14070203301	K.B CHANDRA UPPER PRIMARY SCHOOL.	1	2
15	JIRIBAM	14130302401	DIBONG JR.H/S	1	2
16	THOUBAL	14050108201	INGOUROK UPPER PRIMARY SCHOOL.	1	2
17	IMPHAL WEST	14060101705	KWAKEITHEL JR. H.S.	1	2
18	BISHNUPUR	14040201208	SAMUKOL UPPER PRIMARY SCHOOL.	1	2
19	CHANDEL	14090401201	SOKOM UPPER PRIMARY SCHOOL.	1	2
20	KANGPOKPI	14100307101	KHONGBAL TANGKHUL JUNIOR HIGH SCHOOL.	1	2
21	IMPHAL WEST	14060100102	KHUNTHOKNGANGBI UPPER PRIMARY SCHOOL.	1	2
22	IMPHAL EAST	14070103903	LAMILAI UPPER P.S	1	2
23	TENGNUPAL	14110105001	HEINOUKHONG UPPER PRIMAY SCHOOL.	1	2
24	TAMENGLONG	14020303701	THENJANG JR. HIGH SCHOOL.	1	2
25	IMPHAL EAST	14070203102	CHANAM SANDROK UPPER PRIMARY SCHOOL.	1	2
26	THOUBAL	14050110001	ATHOKPAM MAKHA UPPER PRIMARY SCHOOL.	1	2
27	IMPHAL WEST	14060200801	MAYANGLANGJING U.P.S.	1	2
28	IMPHAL EAST	14070204803	BHAGYABANDHU JR. H/S	1	2
29	THOUBAL	14050114419	KHANGABOK CHERAPUR UPPER PRIMARY SCHOOL.	1	2
30	IMPHAL EAST	14070200207	MAHABALI RONGMEI UPPER PRIMARY SCHOOL.	1	2
31	IMPHAL EAST	14070206403	KONGBA IRONG UPPER PRIMARY SCHOOL.	1	2
32	KANGPOKPI	14100214501	KHOKHENG JUNIOR HIGH SCHOOL.	2	2

Sl. No.	DISTRICT	UDISE	SCHOOL MANAGEMENT	SCHOOL MANAGEMENT	SCHOOL CATEGORY
33	NONEY	14160407301	SANGJI JR. HS	1	2
34	SENAPATI	14010500501	MAKUULONGDI UPPER PRIMARY SCHOOL. HEIBONG MAKHONG UPPER PRIMARY SCHOOL.	1	2
35	THOUBAL	14050112012	SCHOOL.	1	2
36	CHANDEL	14090307301	UNOPAT UPPER PRIMARY SCHOOL.	2	2
37	IMPHAL WEST	14060205501	GHARI UPS	1	2
38	IMPHAL WEST	14060203802	AWANGJIRI UPS	1	2
39	CHANDEL	14090421901	MOLPHEI UPPER PRIMARY SCHOOL.	1	2
40	THOUBAL	14050102101	HAYELLABUK UPPER PRIMARY SCHOOL.	1	2
41	SENAPATI	14010501805	RESIDENTIAL SCHOOL.	1	4
42	IMPHAL WEST	14060100721	SPECIAL CATEGORY RESIDENTIAL SCHOOL. KASTURBA GANDHI BALIKA VIDYALAYA	1	4
43	CHANDEL	14090402602	TOUPOKPI	1	4
44	TENGNOUNPAL	14110105002	RESIDENTIAL SCHOOL HEINOUKHONG	1	4
45	THOUBAL	14050111902	IRONG CHESSABA UPPER PRIMARY SCHOOL.	1	2
46	IMPHAL EAST	14070102101	OKSU NINGTHECHA KHULUPPER P.S	1	2
47	IMPHAL EAST	14070205204	KGBV	1	4
48	IMPHAL EAST	14070107801	YUMNAM KHUNOU JR. H/S	1	2
49	THOUBAL	14050110402	HAOREIBI SAMBRUKHONG UPPER PRIMARY SCHOOL. CHINGKHAM MAKHA UPPER PRIMARY	1	2
50	THOUBAL	14050111401	MADRASSA	1	2
51	THOUBAL	14050112303	UCHIWA NASTAO UPPER PRIMARY SCHOOL.	1	2
52	THOUBAL	14050108608	HEIROK KHUNOU UPPER PRIMARY SCHOOL.	1	2
53	IMPHAL EAST	14070105202	HEINGANG K. M. M. UPPER P/S	1	2
54	KANGPOKPI	14100200201	BETHSAIDA JUNIOR HIGH SCHOOL.	2	2
55	CHURACHANDPUR	14030204001	BONGLUSHI UPPER PRIMARY SCHOOL. KHANGABOK MEISANAM UPPER PRIMARY	1	2
56	THOUBAL	14050114414	SCHOOL. KHELAKHONG AMANBI UPPER PRIMARY	1	2
57	THOUBAL	14050112004	MADRASSA	1	2
58	IMPHAL EAST	14070205303	TUMUKHONG UPPER P/S	1	2
59	CHURACHANDPUR	14030102401	BIJANG LOUBUK GOVT. JR. H/S	1	2
60	THOUBAL	14050114403	KHANGABOK UPPER PRIMARY SCHOOL.	1	2
61	IMPHAL EAST	14070106901	UYUMPOK UPPER P/S	1	2
62	IMPHAL WEST	14060101601	AHANTHEM TOMBA UPPER PRIMARY SCHOOL.	1	2
63	THOUBAL	14050103901	LEINGOIJH. UPPER PRIMARY MADRASSA KAKCHING TUREL WANGMA JUNIOR HIGH	1	2
64	KAKCHING	14140201001	SCHOOL.	1	2
65	CHURACHANDPUR	14030208101	BUNGLON LPS (GOVT)	1	2
66	BISHNUPUR	14040101703	THINUNGEI UPPER PRIMARY SCHOOL.	1	2
67	THOUBAL	14050111809	KEIBUNG UPPER PRIMARY SCHOOL.	1	2
68	THOUBAL	14050104802	TEKCHAM GIRLS UPPER PRIMARY SCHOOL.	1	2
69	IMPHAL EAST	14070104502	ACHANBIGEI GOVT. JUNIOR H/S	1	2



Sl. No.	DISTRICT	UDISE	SCHOOL MANAGEMENT	SCHOOL MANAGEMENT	SCHOOL CATEGORY
70	IMPHAL EAST	14070205801	YAMBEM UPPER P/S	1	2
71	UKHRUL	14080108202	WUNGHON UPS	1	2
72	KAKCHING	14140204005	WANGOO LAIPHAM UPPER PRIMARY SCHOOL.	1	2
73	BISHNUPUR	14040201204	CHINGMEI UPPER PRIMARY SCHOOL.	1	2
74	BISHNUPUR	14040201802	KWAKTA KHUMAN UPPER PRIMARY SCHOOL.	1	2
75	SENAPATI	14010407501	CHINGMAI KHUNOU UPPER PRIMARY SCHOOL.	2	2
76	BISHNUPUR	14040204301	KUMBI SANDHONG UPPER PRIMARY SCHOOL.	1	2
77	IMPHAL WEST	14060303504	SAMUSANG SHANTIPUR UPPER PRIMARY SCHOOL.	1	2
78	KAKCHING	14140202202	PRACTISING JUNIOR HIGH SCHOOL DIET KAKCHING	1	2

## Annexure-V (b)

List of Schools approved for ICT  
(Secondary- 39 schools)

Sl No.	District	UDISE	School Name	School Management	School Category
1	KANGPOKPI	1410031 2502	MOLKON HIGH SCHOOL	Department of Education	Secondary/Sr. Sec. with grades 1 to 10
2	JIRIBAM	1413030 6701	JIRIGHAT HIGH SCHOOL	Department of Education	Secondary/Sr. Sec. with grades 1 to 10
3	KANGPOKPI	1410012 0001	HENGBUNG HIGH SCHOOL	Department of Education	Secondary/Sr. Sec. with grades 1 to 10
4	KANGPOKPI	1410010 6801	CHALWA HIGH SCHOOL	Department of Education	Secondary/Sr. Sec. with grades 1 to 10
5	KANGPOKPI	1410020 9701	BUNGTE CHIRU HIGH SCHOOL	Department of Education	Secondary/Sr. Sec. with grades 1 to 10
6	PHERZAWL	1412050 3601	SIBAPURIKHAL, JR. H/S (GOVT)	Department of Education	Secondary/Sr. Sec. with grades 1 to 10
7	KAKCHING	1414020 4007	WANGOO TERA HIGH SCHOOL	Department of Education	Secondary/Sr. Sec. with grades 1 to 10
8	KANGPOKPI	1410031 8901	KAMUCHING HIGH SCHOOL	Department of Education	Secondary/Sr. Sec. with grades 1 to 10
9	KAKCHING	1414020 0207	SORA HIGH SCHOOL	Department of Education	Secondary/Sr. Sec. with grades 1 to 10
10	KANGPOKPI	1410031 3401	GALLAM HIGH SCHOOL	Department of Education	Secondary/Sr. Sec. with grades 1 to 10
11	NONEY	1416040 0303	MODEL RESIDENTIAL SCHOOL	Department of Education	Secondary/Sr. Sec. with grades 6 to 10
12	KANGPOKPI	1410030 6901	MONGBUNG HIGH SCHOOL	Department of Education	Secondary/Sr. Sec. with grades 1 to 10
13	BISHNUPUR	1404010 2003	PHUBALA HIGH SCHOOL	Department of Education	Secondary/Sr. Sec. with grades 1 to 10
14	KANGPOKPI	1410030 9001	MAPAO KEITHELMANBI HIGH SCHOOL	Department of Education	Secondary/Sr. Sec. with grades 1 to 10
15	TAMENGLONG	1402020 0802	OINAMLONG HIGH SCHOOL	Department of Education	Secondary/Sr. Sec. with grades 1 to 10
16	THOUBAL	1405011 1406	RESIDENTIAL SCHOOL	Department of Education	Secondary/Sr. Sec. with grades 6 to 10
17	UKHRUL	1408010 7101	CHINGSHOU HIGH SCHOOL	Department of Education	Secondary/Sr. Sec. with grades 1 to 10
18	KANGPOKPI	1410030 7301	AWANG LONGA KOIRENG HIGH SCHOOL	Department of Education	Secondary/Sr. Sec. with grades 1 to 10
19	KANGPOKPI	1410030 0601	SOPLENG HIGH SCHOOL	Department of Education	Secondary/Sr. Sec. with grades 1 to 10
20	KAMJONG	1415050 0101	KASHUNG HS	Department of Education	Secondary/Sr. Sec. with grades 1 to 10
21	IMPHAL	1407020	THAMCHET HIGH SCHOOL	Department of	Secondary/Sr. Sec. with

Sl No.	District	UDISE	School Name	School Management	School Category
1	EAST	4605		Education	grades 1 to 10
2	2 PHERZAWL	14120500601	LEISEN JR. H/S (GOVT)	Department of Education	Secondary/Sr. Sec. with grades 1 to 10
2	3 KANGPOKPI	14100318801	CHANINGPOKPI HIGH SCHOOL.	Department of Education	Secondary/Sr. Sec. with grades 1 to 10
2	4 SENAPATI	14010508201	PUDUNAMAI HIGH SCHOOL.	Department of Education	Secondary/Sr. Sec. with grades 1 to 10
2	5 BISHNUPUR	14040102601	PUKHRAMBAM HIGH SCHOOL.	Department of Education	Secondary/Sr. Sec. with grades 1 to 10
2	6 THOUBAL	14050108301	CHANDRAKHONG PHANJANGKHONG H/S	Department of Education	Secondary/Sr. Sec. with grades 1 to 10
2	7 KAKCHING	14140204103	CHAIREL HIGH SCHOOL.	Department of Education	Secondary/Sr. Sec. with grades 6 to 10
2	8 IMPHAL EAST	14070202201	THIYAM KONJIL HIGH SCHOOL.	Department of Education	Secondary/Sr. Sec. with grades 1 to 10
2	9 IMPHAL EAST	14070203901	TAKHOK MAPAL HIGH SCHOOL.	Department of Education	Secondary/Sr. Sec. with grades 1 to 10
3	0 KANGPOKPI	14100307201	KHONGNANGPOKPI HIGH SCHOOL.	Department of Education	Secondary/Sr. Sec. with grades 1 to 10
3	1 CHANDEL	14090300101	PURUM TAMPAK HIGH SCHOOL.	Department of Education	Secondary/Sr. Sec. with grades 1 to 10
3	2 BISHNUPUR	14040104901	NAOREM HIGH SCHOOL.	Department of Education	Secondary/Sr. Sec. with grades 1 to 10
3	3 CHANDEL	14090312401	LEINGANGCHING HIGH SCHOOL.	Department of Education	Secondary/Sr. Sec. with grades 1 to 10
3	4 CHURACHA NDPUR	14030112601	NGULZAPUM GOVT. JR. H/S	Department of Education	Secondary/Sr. Sec. with grades 1 to 10
3	5 CHURACHA NDPUR	14030603001	CHINGPHEI JR. H/S (GOVT)	Department of Education	Secondary/Sr. Sec. with grades 1 to 10
3	6 KANGPOKPI	14100211201	NONGCHUP HARAM HIGH SCHOOL.	Department of Education	Secondary/Sr. Sec. with grades 1 to 10
3	7 TENGNOUP AL	14110208001	KHAROU KHUNOU HIGH SCHOOL.	Department of Education	Secondary/Sr. Sec. with grades 1 to 10
3	8 KAKCHING	14140203106	HIYANGLAM GOVT.HIGH SCHOOL.	Department of Education	Secondary/Sr. Sec. with grades 6 to 10
3	9 UKHRUL	14080105201	TORA CHAMPHUNG H/S	Department of Education	Secondary/Sr. Sec. with grades 1 to 10

## Major Repair Approved for KGBV

S. No.	District	Name	UDISE Code
1	Tamenglong	KGBV- Type-I	14020202302



## List of Schools approved for sanitary pad vending and incinerator machines

Sl. No.	District	School Name	UDISE Code	School Management Code	School Category	Girls Enrollment (6 to 12)
1	BISHNUPUR	BISHNUPUR HIGHER SECONDARY SCHOOL.	14040100603	1	5	188
2	BISHNUPUR	ITHAI KHUNOU HIGH SCHOOL.	14040200503	1	6	107
3	BISHNUPUR	KUMBI HIGH SCHOOL.	14040200403	1	6	69
4	BISHNUPUR	MOIRANG MULTIPURPOSE HIGHER SECONDARY SCHOOL.	14040202303	1	10	667
5	BISHNUPUR	MUKTA HIGH SCHOOL.	14040203401	1	7	143
6	BISHNUPUR	NAMBOL HIGHER SECONDARY SCHOOL.	14040108003	1	10	189
7	BISHNUPUR	NGAIKHONG HIGH SCHOOL.	14040103807	1	6	84
8	BISHNUPUR	NINGTHOUKHONG MODEL HIGHER SECONDARY SCHOOL.	14040106601	1	5	376
9	BISHNUPUR	NINGTHOUKHONG SADAR PATEL HIGH SCHOOL.	14040106901	1	6	56
10	BISHNUPUR	OINAM GIRLS HIGH SCHOOL.	14040105401	1	7	117
11	BISHNUPUR	THANGA HIGH SCHOOL.	14040201212	1	6	119
12	BISHNUPUR	THINUNGEI PHUBALA HIGH SCHOOL.	14040101702	1	7	51
13	BISHNUPUR	WANGOO HIGHER SECONDARY SCHOOL.	14040200301	1	5	256
14	CHANDEL	CHAKPIKARONG GOVT. HIGHER SECONDARY SCHOOL.	14090423501	1	3	103
15	CHANDEL	LIWACHANGNING HIGH SCHOOL.	14090312501	1	7	72
16	CHANDEL	MAHA UNION HIGHER SECONDARY SCHOOL.	14090314701	1	3	129
17	CHANDEL	TOUPOKPI GOVT. HIGH SCHOOL.	14090402601	1	6	77
18	CHURACHAN DPUR	GANDHI MEMORIAL GOVT. H/S	14030109301	1	6	338
19	CHURACHAN DPUR	I.N.A MEMORIAL H/S (GOVT)	14030206401	1	6	150
20	CHURACHAN DPUR	KANGVAI GOVT. HR. SEC SCHOOL.	14030105501	1	3	120
21	CHURACHAN DPUR	KUMBIPUKHRI GOVT. JR. H/S	14030109201	1	6	53
22	CHURACHAN DPUR	LANVA MODEL GOVT. H/S	14030113301	1	6	95
23	CHURACHAN DPUR	PHUNGKHO'THANG GOVT. H/S	14030102501	1	6	184
24	CHURACHAN DPUR	RENGKAI HR. SEC. SCHOOL	14030100101	1	3	436
25	CHURACHAN	SAGANG HR SEC SCHOOL.	14030202801	1	3	304

Sl. No.	District	School Name	UDISE Code	School Management Code	School Category	Girls Enrollment (6 to 12)
	DPUR					
26	CHURACHAN DPUR	SAIKOT GOVT. H/S	14030103101	1	6	79
27	CHURACHAN DPUR	SINGNGAT GOVT. H/S	14030306201	1	6	68
28	CHURACHAN DPUR	VIMALA RAINA GOVT. H/S	14030110401	1	6	175
29	CHURACHAN DPUR	VUMHAO H/S (GOVT)	14030614601	1	6	103
30	CHURACHAN DPUR	VUNGZAGEN GOVT. H/S	14030119101	1	3	167
31	IMPHAL EAST	ANANDA SINGH HIGHER SECONDARY SCHOOL.	14070204623	1	10	372
32	IMPHAL EAST	ANDRO (GOVT.) HIGH SCHOOL.	14070206210	1	6	72
33	IMPHAL EAST	AZAD HIGHER SEC.SCHOOL.	14070205901	1	5	578
34	IMPHAL EAST	CHINGTAM H.S	14070101904	1	7	55
35	IMPHAL EAST	EASTERN IDEAL HIGH SCHOOL.	14070204401	1	7	57
36	IMPHAL EAST	HUIKAP HIGH SCHOOL.	14070205001	1	6	55
37	IMPHAL EAST	IRILBUNG HIGH SCHOOL.	14070201601	1	7	114
38	IMPHAL EAST	KHURAI GIRLS H/S	14070204804	1	7	106
39	IMPHAL EAST	KHURAI POPULAR H/S	14070101602	1	7	67
40	IMPHAL EAST	LAMLAI H.S	14070102202	1	5	305
41	IMPHAL EAST	LAMLONG HR. SEC. SCHOOL.	14070204805	1	5	402
42	IMPHAL EAST	MEITEI MAYEK HIGH SCHOOL.	14070200304	1	7	102
43	IMPHAL EAST	MOIRANGPUREL H/S	14070205302	1	7	218
44	IMPHAL EAST	POIROUKHONGJIL HIGH SCHOOL.	14070205703	1	6	182
45	IMPHAL EAST	POROMPAT SABAL LEIKAI HIGH SCHOOL.	14070202010	1	6	64
46	IMPHAL EAST	SAWOMBUNG H/S	14070102503	1	7	97
47	IMPHAL EAST	SRIVAN H/S	14070104604	1	7	71
48	IMPHAL EAST	URUP HIGH SCHOOL.	14070202704	1	6	76
49	IMPHAL EAST	WANGKHEI HIGH SCHOOL.	14070200210	1	7	174
50	IMPHAL EAST	Y. TAMPHA HIGH SCHOOL.	14070105001	1	6	53
51	IMPHAL WEST	AWANG POTSANGBAM HIGH SCHOOL.	14060211801	1	7	55
52	IMPHAL WEST	BENGOON HIGHER SECONDARY SCHOOL.	14060311101	1	5	226
53	IMPHAL WEST	BHEIRODHAN MAXWEL HINDI HIGH SCHOOL.	14060100502	1	7	68
54	IMPHAL WEST	BUDHIMANJURI HIGH SCHOOL.	14060200402	1	6	53
55	IMPHAL WEST	HEIBONGPOKPI high school	14060201101	1	6	52

Sl. No.	District	School Name	UDISE Code	School Management Code	School Category	Girls Enrollment (6 to 12)
56	IMPHAL WEST	HINDI SECONDARY SCHOOL (KANGLATOMBI)	14060208204	1	6	245
57	IMPHAL WEST	IBOTONSANA GIRLS HIGHER SEC SCHOOL	14060100811	1	10	1115
58	IMPHAL WEST	KEBOL H.SCHOOL	14060102306	1	7	77
59	IMPHAL WEST	KEISHAMTHONG MODEL HIGH SCHOOL	14060101602	1	7	128
60	IMPHAL WEST	LILONG HIGHER SECONDARY SCHOOL	14060308704	1	10	80
61	IMPHAL WEST	MAYANGLANGJING H.S.	14060200805	1	7	63
62	IMPHAL WEST	MODEL HR SEC	14060200311	1	10	191
63	IMPHAL WEST	N. TOMCHOU HIGHER SECONDARY SCHOOL	14060310304	1	10	350
64	IMPHAL WEST	NILAPADAMA HR. SEC.SCHOOL	14060208301	1	5	203
65	IMPHAL WEST	PHAYENG H.S.	14060206704	1	7	96
66	IMPHAL WEST	PRAJA H.S.	14060201602	1	7	290
67	IMPHAL WEST	S.K. IDEAL H. SCHOOL	14060206201	1	7	74
68	IMPHAL WEST	SADAR PATEL H.S.	14060207901	1	7	65
69	IMPHAL WEST	SAMUROU HIGH SCHOOL	14060307302	1	7	57
70	IMPHAL WEST	TAMPHASANA GIRLS HIGHER SECONDARY SCHOOL	14060101312	1	11	1765
71	IMPHAL WEST	UCHIWA HIGH SCHOOL	14060302404	1	7	62
72	IMPHAL WEST	URIPOK TONDONSANA AND CH. THAMBOUMACHA HIGH SCHOOL	14060100903	1	6	76
73	IMPHAL WEST	WANGOI HIGHER SECONDARY SCHOOL	14060307002	1	10	342
74	IMPHAL WEST	YUMNAM HUIDROM HIGH SCHOOL	14060306003	1	7	267
75	JIRIBAM	AHAMADABAD HIGH SCHOOL	14130304201	1	6	149
76	JIRIBAM	BOROBEKRA HIGHER SEC.SCHOOL	14130305101	1	5	260
77	JIRIBAM	CHHOTOBEKRA H/S	14130305001	1	6	86
78	JIRIBAM	JIRIBAM HIGHER SECONDARY	14130302402	1	10	302
79	JIRIBAM	JIRIGHAT HIGH SCHOOL	14130306701	1	6	73
80	JIRIBAM	KALINAGAR H/S	14130305601	1	7	64
81	JIRIBAM	LALPANI H/S	14130304701	1	7	265

Sl. No.	District	School Name	UDISE Code	School Management Code	School Category	Girls Enrollment (6 to 12)
82	JIRIBAM	LATINGKHAL H/S	14130301102	1	7	92
83	JIRIBAM	NETAJI H/S	14130301502	1	6	129
84	KAKCHING	KAKCHING HIGHER SEC. SCHOOL.	14140202206	1	10	240
85	KAKCHING	KAKCHING KHUNOU HIGH SCHOOL.	14140205601	1	7	113
86	KAKCHING	KAKCHING KHUNOU COLLEGE	14140206005	1	11	315
87	KAKCHING	LANGMEIDONG HIGHER SECONDARY SCHOOL.	14140202502	1	5	224
88	KAKCHING	SUGNU HIGHER SECONDARY SCHOOL.	14140204803	1	10	151
89	KAKCHING	WABAGAI HIGH SCHOOL.	14140201907	1	7	122
90	KAKCHING	WABAGAI TERAURAK HIGH SCHOOL.	14140201905	1	6	77
91	KAMJONG	CHAMU HIGH SCHOOL.	14150404001	1	6	57
92	KAMJONG	KAMJONG HIGH SCHOOL.	14150400102	1	7	192
93	KAMJONG	KASOM KHULLEN HIGH SCHOOL.	14150503101	1	6	74
94	KAMJONG	PHUNGYAR HR. SEC. SCHOOL.	14150302801	1	3	66
95	KANGPOKPI	BISHNULAI HIGH SCHOOL.	14100202801	1	6	175
96	KANGPOKPI	GELNAL HIGHER SECONDARY SCHOOL.	14100109001	1	3	87
97	KANGPOKPI	GOMA DEVI HIGH SCHOOL.	14100120401	1	6	75
98	KANGPOKPI	IRANG PART 2 HIGH SCHOOL.	14100113101	1	6	77
99	KANGPOKPI	KASTURBA GANDHI BALIKA VIDYALAYA	14100308902	1	7	104
100	KANGPOKPI	KEITHELMANBI HIGH SCHOOL.	14100113703	1	6	91
101	KANGPOKPI	MARAM HIGH SCHOOL.	14100100101	1	6	75
102	KANGPOKPI	MOLKON HIGH SCHOOL.	14100312502	1	6	69
103	KANGPOKPI	T. VAICHONG HIGH SCHOOL.	14100110001	1	6	198
104	KANGPOKPI	THANGTONG HIGHER SECONDARY SCHOOL.	14100313201	1	3	196
105	NONEY	HAOCHONG HIGH SCHOOL.	14160409501	1	6	90
106	NONEY	KHANGSHILLUNG GOVT. HR SEC. SC	14160403002	1	3	336
107	NONEY	MODEL RESIDENTIAL SCHOOL.	14160400303	1	7	54
108	NONEY	NUNGBA HIGHER SECONDARY SCHOOL.	14160402001	1	3	66
109	NONEY	TENKONJANG HR. SEC. SCHOOL.	14160407805	1	3	244
110	PHERZAWL.	BUKPI GOVT. H/S	14120404901	1	6	54
111	PHERZAWL.	PARBUNG HIGH SCHOOL.	14120501701	1	3	78
112	SENAPATI	OINAM HILLS HIGH SCHOOL.	14010600601	1	6	63
113	SENAPATI	PAOMATA HIGH SCHOOL.	14010408501	1	6	79
114	SENAPATI	PHUBA HIGH SCHOOL.	14010401403	1	6	89



Sl. No.	District	School Name	UDISE Code	School Management Code	School Category	Girls Enrollment (6 to 12)
115	SENAPATI	PURUL HIGHER SECONDARY SCHOOL	14010600401	1	3	56
116	SENAPATI	SARDAR PATEL HIGH SCHOOL	14010510001	1	7	51
117	TAMENGLONG	KASTURBA GANDHI BALIKA VIDYALA	14020202302	1	7	142
118	TAMENGLONG	LANGMEI HR.SEC.SCHOOL	14020300101	1	3	219
119	TAMENGLONG	MODEL VILL. HIGH SCHOOL	14020104503	1	6	191
120	TAMENGLONG	TAMENGLONG HR. SEC SCHOOL	14020104301	1	3	307
121	TENGNOUNPAL	MOREH HIGHER SECONDARY SCHOOL	14110207501	1	3	299
122	TENGNOUNPAL	SITA HIGH SCHOOL	14110201901	1	6	74
123	THOUBAL	CHAOYAIMA HIGHER SECONDARY SCHOOL	14050103205	1	10	251
124	THOUBAL	EUREKA HIGH SCHOOL	14050104401	1	6	94
125	THOUBAL	HAOREIBI MAKHA LEIKAI HIGH MADRASSA	14050111604	1	6	108
126	THOUBAL	HEIROK HIGHER SECONDARY SCHOOL	14050106407	1	5	451
127	THOUBAL	KASTURBA GANDHI BALIKA VIDYALAYA	14050114002	1	7	122
128	THOUBAL	KHANGABOK HIGHER SECONDARY SCHOOL	14050114427	1	5	328
129	THOUBAL	LALITAMADHOP SHARMA HIGH SCHOOL	14050104601	1	7	132
130	THOUBAL	LAMDING HIGHER SECONDARY SCHOOL	14050109401	1	5	197
131	THOUBAL	LILONG HIGHER SECONDARY MADRASSA	14050110101	1	5	465
132	THOUBAL	MOIJING HIGH SCHOOL	14050103907	1	7	184
133	THOUBAL	NEW IDEAL HIGH SCHOOL	14050103705	1	7	123
134	THOUBAL	PHUNDREI HIGH SCHOOL	14050104301	1	6	99
135	THOUBAL	SANGAIYUMPHAM HIGHER SECONDARY SCHOOL	14050114303	1	5	364
136	THOUBAL	SEKMAI KHUMBI HIGH SCHOOL	14050107501	1	6	129
137	THOUBAL	TENTHA HIGH SCHOOL	14050104905	1	6	100
138	THOUBAL	THOUDAM LEISHANGTHEM HIGH SCHOOL	14050104004	1	6	91
139	THOUBAL	WANGJING HIGH SCHOOL	14050104501	1	7	101
140	UKHRUL	EASTERN CHRISTIAN HS	14080203601	1	6	60
141	UKHRUL	JESSAMI HR. SECONDARY SCHOOL	14080202501	1	3	74

Sl. No.	District	School Name	UDISE Code	School Management Code	School Category	Girls Enrollment (6 to 12)
142	UKHRUL.	MAPUM H/S	14080107301	1	6	97
143	UKHRUL.	MODEL H/S	14080100418	1	6	158
144	UKHRUL.	PAOCHAM HS	14080204101	1	6	64
145	UKHRUL.	RAPHEI MODEL HS	14080201501	1	7	54
146	UKHRUL.	SANAKEITHEL CHINGSHANG HS	14080105501	1	6	81
147	UKHRUL.	SOMDAL N.K. HR. SEC. SCHOOL.	14080104203	1	3	68
148	UKHRUL.	TALUI HR. SEC. ACADEMY	14080103904	1	3	60
149	UKHRUL.	TONGOU H/S	14080103306	1	6	78
150	UKHRUL.	UKHRUL HR. SEC. SCHOOL.	14080100425	1	3	220



## List of 19 schools approved for Vocational Education in 2020 - 21

S. N o.	UDISE Code	District	School Name	Sector 1	Job Role 1	QP Code 1	Sector 2	Job Role 2	QP Code 2
1	1404020 1212	BISHNUP UR	THANGA HIGH SCHOOL.	IT - ITeS	Domestic Data Entry Operator	SSC/Q2 212	Beauty & Wellness	Assistant Beauty Therapist	BWS/Q0 10
2	1404020 0503	BISHNUP UR	ITHAI KHUNOU HIGH SCHOOL.	IT - ITeS	Domestic Data Entry Operator	SSC/Q2 212			
3	1404010 5401	BISHNUP UR	OINAM GIRLS HIGH SCHOOL.	IT - ITeS	Domestic Data Entry Operator	SSC/Q2 212			
4	1403010 5501	CHURACH ANDPUR	KANGVAI GOVT. HR. SEC SCHOOL.	IT - ITeS	Domestic Data Entry Operator	SSC/Q2 212	Beauty & Wellness	Assistant Beauty Therapist	BWS/Q0 10
5	1407020 4623	IMPHAL EAST	ANANDA SINGH HIGHER SECONDARY SCHOOL.	IT - ITeS	Domestic Data Entry Operator	SSC/Q2 212			
6	1406031 1101	IMPHAL WEST	BENGOON HIGHER SECONDARY SCHOOL.	IT - ITeS	Domestic Data Entry Operator	SSC/Q2 212	Beauty & Wellness	Assistant Beauty Therapist	BWS/Q0 10
7	1406020 0402	IMPHAL WEST	BUDHIMANJURI HIGH SCHOOL.	IT - ITeS	Domestic Data Entry Operator	SSC/Q2 212			
8	1413030 4201	JIRIBAM	AHAMADABAD HIGH SCHOOL.	IT - ITeS	Domestic Data Entry Operator	SSC/Q2 212	Agricultur e	Solanaceous Crop Cultivator	AGR/Q0 40
9	1413030 5001	JIRIBAM	CHHOTOBEKRA H/S	IT - ITeS	Domestic Data Entry Operator	SSC/Q2 212			
10	1414020 2206	KAKCHIN G	KAKCHING HIGHER SEC. SCHOOL.	IT - ITeS	Domestic Data Entry Operator	SSC/Q2 212			
11	1414020 2502	KAKCHIN G	LANGMEIDONG HIGHER SECONDARY SCHOOL.	IT - ITeS	Domestic Data Entry Operator	SSC/Q2 212			
12	1416040 7805	NONEY	TENKONJANG HR. SEC. SCHOOL.	IT - ITeS	Domestic Data Entry Operator	SSC/Q2 212	Sports	Early Years Physical Activity Facilitator	SPF/Q4 004
13	1416040 9501	NONEY	HAOCHONG HIGH SCHOOL.	IT - ITeS	Domestic Data Entry Operator	SSC/Q2 212	Beauty & Wellness	Assistant Beauty Therapist	BWS/Q0 10
14	1402020 2302	TAMENGL ONG	KASTURBA GANDHI BALIKA VIDYALA	IT - ITeS	Domestic Data Entry Operator	SSC/Q2 212			
15	1411020 1901	TENGNOU PAL	SITA HIGH SCHOOL.	IT - ITeS	Domestic Data Entry	SSC/Q2 212	Beauty & Wellness	Assistant Beauty	BWS/Q0 10

S. No.	UDISE Code	District	School Name	Sector 1	Job Role 1	QP Code 1	Sector 2	Job Role 2	QP Code 2
					Operator			Therapist	
16	1405011 1604	THOUBAL	HAOREIBI MAKHA LEIKAI HIGH MADRASSA	IT - ITeS	Domestic Data Entry Operator	SSC/Q2 212			
17	1405010 4905	THOUBAL	TENTHA HIGH SCHOOL.	IT - ITeS	Domestic Data Entry Operator	SSC/Q2 212			
18	1405010 3205	THOUBAL	CHAOYAIMA HIGHER SECONDARY SCHOOL.	IT - ITeS	Domestic Data Entry Operator	SSC/Q2 212			
19	1408010 7301	UKHRUL	MAPUM H/S	IT - ITeS	Domestic Data Entry Operator	SSC/Q2 212	Sports	Early Years Physical Activity Facilitator	SPF/Q4 004

**Annexure - IX (a)****List of DIETs for Equipments in TELs**

<b>S. No.</b>	<b>District</b>	<b>DIET Name</b>
1	Chandel	DIET, Chandel
2	Churachandpur	DIET, Churachandpur

**Annexure - IX (b)****List of TELs approved for Strengthening of Physical Infrastructure**

<b>S. No.</b>	<b>District</b>	<b>DIET Name</b>	<b>Infrastructure</b>
1	Kangpokpi	DIET, Kangpokpi	Hostel (Girls & Boys)
2	Heirol	DIET, Heirol	Hostel (Girls & Boys)
3	Imphal West	DIET, Imphal West	Institute building



## Status of Spill Over 2019-20

## a) Status of Spill Over: Elementary Education, Secondary Education and Teacher Education

(Rs. in lakh)

Category	Budget Approved	Cumulative Progress (Since Inception)	Spill Over
	Financial	Financial	Financial
Elementary Education	17837.05	5882.72	11954.33
Secondary Education	16176.40	7109.21	9067.19
Teacher Education	1247.54	478.95	768.59
<b>Total</b>	<b>35260.99</b>	<b>13470.88</b>	<b>21790.11</b>

(Rs. in lakh)

Major Component	Budget Approved	Cumulative Progress (Since Inception)	Spill Over
	Financial	Financial	Financial
Access & Retention	30560.25	11288.26	19271.99
Quality Interventions	2746.84	1358.47	1388.37
Teacher Education	1247.54	478.95	768.59
Gender & Equity	386.60	184.55	202.05
Vocational Education	319.76	160.65	159.11
<b>Total</b>	<b>35260.99</b>	<b>13470.88</b>	<b>21790.11</b>

b) Status of Spill Over under various activities falling under Elementary Education, Secondary Education and Teacher Education (Financial Year: 2019-2020 Month: March)

(Rs. in lakh)

Particulars	Budget Approved (Cumulative)		Cumulative Progress (Since Inception)			Spill Over				
	Physical	Financial	Physical		Financial	Physical			Financial	
			Complete	In-progress		In-progress	Not Started	Total		
<b>Access &amp; Retention</b>										
<b>Opening of New / Upgraded Schools</b>										
1	<b>Opening of New Schools - NR (Elementary)</b>									
1.1	Composite School for Elementary	331	3755.19	76	241	872.61	241	14	255	2882.58
1.6	Upgradation of PS to UPS (VI - VIII)	220	2053.41	112	93	953.69	93	15	108	1099.72
	<b>Total for Opening of New Schools - NR (Elementary)</b>		5808.60			1826.30				3982.3
3	<b>Opening of New / Upgraded Schools - NR (Secondary)</b>									
3.1	1 Section School (Class IX - X)	32	2055.98	0	32	1680.82	32	0	32	375.16
3.2	2 Section School (Class IX - X)	16	2124.05	0	16	976.38	16	0	16	1147.67
	<b>Total for Opening of New / Upgraded Schools - NR (Secondary)</b>		4180.03			2657.20				1522.83
	<b>Total for Opening of New / Upgraded Schools</b>		<b>9988.63</b>			<b>4483.50</b>				<b>5505.13</b>
<b>Residential School / Hostels</b>										
35	<b>Residential Hostels - NR (New) (Capacity 100) (Elementary)</b>									
35.2	Bedding (new)	5	391.75	0	0	0.00	0	5	5	391.75
35.7	Furniture/ Equipment	5	33.55	0	0	0.00	0	5	5	33.55

Particulars	Budget Approved (Cumulative)		Cumulative Progress (Since Inception)			Spill Over				
	Physical	Financial	Physical		Financial	Physical			Financial	
			Complete	In-progress		In-progress	Not Started	Total		
(including kitchen)										
<b>Total for Residential Hostels - NR (New) (Capacity 100) (Elementary)</b>		425.30			0.00					425.3
<b>Total for Residential School / Hostels</b>		<b>425.30</b>			<b>0.00</b>					<b>425.3</b>
<b>Strengthening of Existing Schools</b>										
44	<b>Strengthening of Schools - NR (up to Highest Class VIII)</b>									
44.1	Additional Classrooms (Upto Class VIII)	821	6775.91	308	508	2172.62	508	5	513	4603.29
44.7	Boys Toilets	10	44.45	2	8	20.43	8	0	8	24.02
44.8	Building Less Schools (Primary)	76	3638.12	0	74	1119.52	74	2	76	2518.60
44.19	Drinking Water (Upto Class VIII)	108	19.40	54	52	6.51	52	2	54	12.89
44.23	Girls Toilets (Upto Class VIII)	12	59.52	6	6	35.43	6	0	6	24.09
44.31	Major Repair (Upto Class VIII)	39	146.80	18	21	96.03	21	0	21	50.77
44.34	Ramps and Handrails	0	20.06	0	0	1.78	0	0	0	18.28
	<b>Total for Strengthening of Schools - NR (up to Highest Class VIII)</b>		10704.26			3452.32				7251.94
45	<b>Strengthening of Existing Schools (IX - X) - NR</b>									
45.1	Additional Classroom	44	1076.14	0	50	599.23	50	-6	44	476.91
45.2	Art/Craft Room	0	27.41	0	0	27.41	0	0	0	0.00
45.4	Boys Toilet	13	59.96	0	13	16.50	13	0	13	43.46
45.8	Computer Room	10	224.24	0	15	102.76	15	-5	10	121.48
45.10	Drinking Water	3	46.98	0	3	19.54	3	0	3	27.44



Particulars		Budget Approved (Cumulative)		Cumulative Progress (Since Inception)			Spill Over			
		Physical	Financial	Physical		Financial	Physical			Financial
				Complete	In- progress		In- progress	Not Started	Total	
45.12	Equipment for Resource Room	0	24.50	0	0	0.00	0	0	0	24.50
45.15	Girls Toilet	48	250.86	0	48	19.96	48	0	48	230.90
45.20	Lab Equipment (Sci Lab)	11	18.48	0	0	0.00	0	11	11	18.48
45.21	Library Room	39	960.70	0	49	93.22	49	-10	39	867.48
45.24	Removal of Architectural Barriers	0	2.80	0	0	0.00	0	0	0	2.80
45.31	Science Lab	11	325.85	0	19	126.06	19	-8	11	199.79
<b>Total for Strengthening of Existing Schools (IX - X) - NR</b>			3017.92			1004.68				2013.24
46	<b>Teacher Quarter - NR (up to Highest Class X or XII)</b>									
46.1	Residential Quarter	163	2820.72	0	163	948.85	163	0	163	1871.87
<b>Total for Teacher Quarter - NR (up to Highest Class X or XII)</b>			2820.72			948.85				1871.87
48	<b>Other (Non-Recurring) (Secondary &amp; Sr. Secondary)</b>									
48.14	Rain Water Harvesting	5	40.05	5	0	40.05	0	0	0	0.00
48.20	Tinkering Lab	5	50.00	5	0	50.00	0	0	0	0.00
<b>Total for Other (Non-Recurring) (Secondary &amp; Sr. Secondary)</b>			90.05			90.05				0
51	<b>Strengthening of Existing Schools (XI - XII) - NR</b>									
51.1	Additional Classroom	76	1355.37	0	76	631.87	76	0	76	723.50
51.3	Biology Lab	17	386.81	0	19	103.15	19	-2	17	283.66
51.6	Boys Toilet	39	182.00	0	39	48.69	39	0	39	133.31
51.8	Chemistry Lab	14	323.13	0	14	63.40	14	0	14	259.73
51.13	Drinking Water	1	3.04	0	1	3.04	1	0	1	0.00
51.16	Girls Toilet	26	125.06	0	26	17.13	26	0	26	107.93

Particulars		Budget Approved (Cumulative)		Cumulative Progress (Since Inception)			Spill Over			
		Physical	Financial	Physical		Financial	Physical			Financial
				Complete	In-progress		In-progress	Not Started	Total	
51.21	Library Room	11	203.28	0	12	156.20	12	-1	11	47.08
51.24	Physics Lab	25	575.01	0	27	146.66	27	-2	25	428.35
51.28	Science Lab	5	111.54	0	5	61.81	5	0	5	49.73
<b>Total for Strengthening of Existing Schools (XI - XII) - NR</b>			3265.24			1231.95				2033.29
54	<b>Electrification in Schools (Secondary and Sr. Secondary) - NR</b>									
54.10	Solar Panel For School	5	25.00	0	5	25.00	5	0	5	0.00
<b>Total for Electrification in Schools (Secondary and Sr. Secondary) - NR</b>			25.00			25.00				0
56	<b>Repairing and Renovations (up to Highest Class X or XII) - NR</b>									
56.2	Major Repair	64	223.13	0	64	51.91	64	0	64	171.22
<b>Total for Repairing and Renovations (up to Highest Class X or XII) - NR</b>			223.13			51.91				171.22
<b>Total for Strengthening of Existing Schools</b>			<b>20146.32</b>			<b>6804.76</b>				<b>13341.56</b>
<b>Total for Access &amp; Retention</b>			<b>30560.25</b>			<b>11288.26</b>				<b>19271.99</b>
<b>Quality Interventions</b>										
<b>ICT and Digital Initiatives</b>										
111	<b>Digital Hardware &amp; Software (up to Highest Class VIII) - NR</b>									
111.2	Digital Hardware	94	578.40	36	58	578.40	58	0	58	0.00
111.4	Furniture	58	11.60	0	58	11.60	58	0	58	0.00
111.5	Operating System / Softwares	58	11.60	0	58	11.60	58	0	58	0.00
<b>Total for Digital Hardware &amp; Software (up to Highest Class VIII) - NR</b>			601.60			601.60				0

Particulars	Budget Approved (Cumulative)		Cumulative Progress (Since Inception)			Spill Over				
	Physical	Financial	Physical		Financial	Physical			Financial	
			Complete	In-progress		In-progress	Not Started	Total		
<b>113 Digital Hardware &amp; Software (upto Highest Class XII) - NR</b>										
113.3 Digital Hardware	132	1843.74	0	82	754.37	82	50	132	1089.37	
113.7 Furniture	50	10.00	0	0	0.00	0	50	50	10.00	
113.12 Operating System / Softwares	50	10.00	0	0	0.00	0	50	50	10.00	
113.15 SMART Classroom	0	28.00	0	0	0.00	0	0	0	28.00	
<b>Total for Digital Hardware &amp; Software (upto Highest Class XII) - NR</b>		1891.74			754.37				1137.37	
<b>Total for ICT and Digital Initiatives</b>		<b>2493.34</b>			<b>1355.97</b>				<b>1137.37</b>	
<b>Support at Pre-Primary Level</b>										
<b>117 Pre- Primary (Non- Recurring)</b>										
117.5 Support at Pre-Primary Level (New) (NR)	507	253.50	0	5	2.50	5	502	507	251.00	
<b>Total for Pre- Primary (Non- Recurring)</b>		253.50			2.50				251	
<b>Total for Support at Pre-Primary Level</b>		<b>253.50</b>			<b>2.50</b>				<b>251</b>	
<b>Total for Quality Interventions</b>		<b>2746.84</b>			<b>1358.47</b>				<b>1388.37</b>	
<b>Teacher Education</b>										
<b>Strengthening of physical infrastructure&amp; Establishment of new DIETs</b>										
<b>122 Establishment of Special Cells in SCERT - NR</b>										
122.2 Education Technology/Computer	1	10.00	0	0	0.00	0	1	1	10.00	
122.3 Language/English Education	1	10.00	0	0	0.00	0	1	1	10.00	
122.4 Mathematics	1	10.00	0	0	0.00	0	1	1	10.00	
122.5 Science	1	10.00	0	0	0.00	0	1	1	10.00	

Particulars		Budget Approved (Cumulative)		Cumulative Progress (Since Inception)			Spill Over			
		Physical	Financial	Physical		Financial	Physical			Financial
				Complete	In- progress		In- progress	Not Started	Total	
122.6	Social Studies	1	10.00	0	0	0.00	0	1	1	10.00
<b>Total for Establishment of Special Cells in SCERT - NR</b>			50.00			0.00				50
123	<b>Equipment's in Teacher Education Institutions - NR</b>									
123.2	DIETs	6	120.00	0	0	0.00	0	6	6	120.00
123.3	SCERT	1	20.00	0	0	0.00	0	1	1	20.00
<b>Total for Equipment's in Teacher Education Institutions - NR</b>			140.00			0.00				140
124	<b>Establishment of Institutions - NR</b>									
124.1	Construction of New DIET Building	1	380.00	0	1	190.00	1	0	1	190.00
<b>Total for Establishment of Institutions - NR</b>			380.00			190.00				190
126	<b>Strengthening of Physical Infrastructure - NR</b>									
126.2	Civil works, hostel facilities, etc of the existing TEIs (SCERTs/DIETs/BITEs)	2	356.05	0	2	253.38	2	0	2	102.67
126.4	Repair & Maintenance	7	257.49	0	3	35.57	3	4	7	221.92
<b>Total for Strengthening of Physical Infrastructure - NR</b>			613.54			288.95				324.59
<b>Total for Strengthening of physical infrastructure &amp; Establishment of new DIETs</b>			<b>1183.54</b>			<b>478.95</b>				<b>704.59</b>
<b>Technology Support to TEIs</b>										
133	<b>Technology Support to TEIs (NR)</b>									
133.3	Hardware & Software Support	10	64.00	0	0	0.00	0	10	10	64.00
<b>Total for Technology Support to</b>			64.00			0.00				64

Particulars	Budget Approved (Cumulative)		Cumulative Progress (Since Inception)			Spill Over				
	Physical	Financial	Physical		Financial	Physical			Financial	
			Complete	In- progress		In- progress	Not Started	Total		
TEIs (NR)										
<b>Total for Technology Support to TEIs</b>		<b>64.00</b>			<b>0.00</b>					<b>64</b>
<b>Total for Teacher Education</b>		<b>1247.54</b>			<b>478.95</b>					<b>768.59</b>
<b>Gender &amp; Equity</b>										
<b>Kasturba Gandhi Balika Vidyalaya (KGBVs)</b>										
146	<b>KGBV - Type - I (NR) (New) (Classes VI - VIII)</b>									
146.3	Boundary Wall	2	19.54	0	0	0.00	0	2	2	19.54
146.12	Replacement of bedding (once in 3 years)	5	3.75	0	0	0.00	0	5	5	3.75
	<b>Total for KGBV - Type - I (NR) (New) (Classes VI - VIII)</b>		<b>23.29</b>			<b>0.00</b>				<b>23.29</b>
150	<b>KGBV - Type - II (NR) (New) (Classes VI - X)</b>									
150.1	Bedding	300	2.25	0	0	0.00	0	300	300	2.25
150.11	Replacement of bedding (once in 3 years)	600	4.50	0	0	0.00	0	600	600	4.50
	<b>Total for KGBV - Type - II (NR) (New) (Classes VI - X)</b>		<b>6.75</b>			<b>0.00</b>				<b>6.75</b>
152	<b>KGBV - Type - II (NR) (Previous Year) (Classes VI - X)</b>									
152.1	Bedding	100	0.75					100	100	0.75
152.9	Furniture/ Equipment (including kitchen)	200	6.00					200	200	6.00
152.17	TLM and equipment including library books	200	7.00					200	200	7.00
	<b>Total for KGBV - Type - II (NR)</b>		<b>13.75</b>							<b>13.75</b>

Particulars	Budget Approved (Cumulative)		Cumulative Progress (Since Inception)			Spill Over				
	Physical	Financial	Physical		Financial	Physical			Financial	
			Complete	In-progress		In-progress	Not Started	Total		
(Previous Year) (Classes VI -X)										
158 KGBV - Type - IV (NR) (New) (Classes IX - XII)										
158.5 Construction of Building (New)	3	342.81	0	3	184.55	3	0	3	158.26	
Total for KGBV - Type - IV (NR) (New) (Classes IX - XII)		342.81			184.55				158.26	
Total for Kasturba Gandhi Balika Vidyalaya (KGBVs)		386.60			184.55				202.05	
Total for Gender & Equity		386.60			184.55				202.05	
<b>Vocational Education</b>										
<b>Introduction of Vocational Education at Secondary and higher Secondary</b>										
177 Introduction of VE in schools - NR										
177.3 Tools, Equipment & Furniture (New)	36	117.00	0	20	116.04	20	16	36	0.96	
177.5 Workshop / Laboratory (Prev.)	0	202.76	0	0	44.61	0	0	0	158.15	
Total for Introduction of VE in schools - NR		319.76			160.65				159.11	
Total for Introduction of Vocational Education at Secondary and higher Secondary		319.76			160.65				159.11	
Total for Vocational Education		319.76			160.65				159.11	
<b>Grand Total</b>		<b>35260.99</b>			<b>13470.88</b>				<b>21790.11</b>	



## Annexure -XI

## Costing Sheet: Manipur (2020-2021)

(Rs. in lakh)

Particulars				Proposal			Final Approved Outlay			
Major Component	Sub Component		Activity Master	Physical	Unit Cost	Financial	Physical	Unit Cost	Financial	Remarks
Access & Retention	Opening of New / Upgraded Schools	1	Opening of New Schools - NR (Elementary)							
		1.6	Upgradation of PS to UPS (VI - VIII)	5	44.72000	223.6	3	44.72000	134.16	Recommended 3 schools as found eligible. remaining 2 schools are not qualified as per distance and enrollment norm (1) and not having enrollment in class 5(1).
			Total of Opening of New Schools - NR (Elementary)			223.6			134.16	
	2	Opening of New Schools - Recurring (Elementary)								
	2.8	Recurring Cost - New Upper Primary (Samagra)	24	10.00000	240	22	5.00000	110	Recommended 22 schools in which recurring financial support has considered for 3 schools for 6 months @ Rs. 5 lakh per school for 6 months (Recommended under	

Particulars				Proposal			Final Approved Outlay			
Major Component	Sub Component		Activity Master	Physical	Unit Cost	Financial	Physical	Unit Cost	Financial	Remarks
										SmagaraShiksha) and 19 schools for 6 months @Rs. 5 lakh per schools, which Infrastructural support was approved by the Ministry of Minority affairs in the year 2019-20. Recurring financial support for 19 schools is not mandatory liability under Samagra Shiksha in the coming financial years because these schools are approved by the Minority affairs Ministry. However, it would be the subject to the availability of fund.
			Total of Opening of New Schools - Recurring (Elementary)			240			110	
		3	Opening of New / Upgraded Schools - NR (Secondary)							





Particulars					Proposal			Final Approved Outlay			
Major Component	Sub Component			Activity Master	Physical	Unit Cost	Financial	Physical	Unit Cost	Financial	Remarks
			3.2	2 Section School (Class IX - X)	22	263.13	5788.86	3	225.00000	675	Recommended 3 schools as found eligible. Remaining 19 schools are not qualified as per enrollment norm (1), Distance norm (2), Distance and enrollment norm (1), classes upto 6th grade (2), classes upto 7th grade(1), not having enrollment in class 8th (3) and 9 schools are residential schools which are appraised under the residential school component.
				Total of Opening of New / Upgraded Schools - NR (Secondary)			5788.86			675	
		6		Opening of New / Upgraded Schools - NR (Hr. Secondary)							



Particulars				Proposal			Final Approved Outlay			
Major Component	Sub Component		Activity Master	Physical	Unit Cost	Financial	Physical	Unit Cost	Financial	Remarks
		6.3	Higher Secondary School - Science & Arts Stream (XI - XII)	19	160.616	3051.704	4	160.62000	642.48	Recommended 4 schools as found eligible 15 schools are not qualified due to distance norm (5), distance and enrollment norm (4), and 6 KGBV schools proposed for upgradation, which are appraised under KGBV component.
		6.5	Higher Secondary School - Science Stream (XI - XII)	19	340.319	6466.061	4	253.63000	1014.52	Same as above
			<b>Total of Opening of New / Upgraded Schools - NR (Hr. Secondary)</b>			<b>9517.76</b>			<b>1657</b>	
			<b>Total of Opening of New / Upgraded Schools</b>			<b>15770.22</b>			<b>2576.16</b>	
	Residential School / Hostels	17	Residential Schools - Recurring (Previous Year) (Capacity 100) (Elementary)							



Particulars				Proposal			Final Approved Outlay			
Major Component	Sub Component		Activity Master	Physical	Unit Cost	Financial	Physical	Unit Cost	Financial	Remarks
		17.1	1 Full time Accountant	2	1.20000	2.4	2	1.20000	2.4	State is left only with 2 residential schools at elementary level after up-gradation of 7 schools into secondary level in the year 2018-19. 2 schools of 100-capacity at (1 in Imphal-West and 1 in Bishnupur Dist.) are fully operational. Recommended as proposed. One each for 2 existing residential schools (I-VIII)
		17.2	1 Head Cook	2	1.80000	3.6	2	1.80000	3.6	Recommended the same unit cost as approved in AWP&B, 2019-20
		17.3	1 Head Teacher in case the enrollment exceeds 100	2	3.00000	6	2	3.00000	6	Recommended the same unit cost as approved in AWP&B, 2019-20
		17.5	1 Warden	2	3.00000	6	2	3.00000	6	Recommended the same unit cost as approved in AWP&B, 2019-20. One each school for 2 existing school.

*Handwritten signature*

Particulars				Proposal			Final Approved Outlay			
Major Component	Sub Component		Activity Master	Physical	Unit Cost	Financial	Physical	Unit Cost	Financial	Remarks
		17.6	2 Assistant Cook	2	1.20000	2.4	2	1.20000	2.4	Recommended the same unit cost as approved last year, 2019-20.
		17.7	2 Support staff - (Accountant/Assistant, Peon, Chowkidar)	2	1.20000	2.4	2	1.20000	2.4	Recommended the same unit cost as approved in AWP&B, 2019-20. One each school for 2 existing schools.
		17.9	3 Part time teachers	2	1.80000	3.6	2	1.80000	3.6	Recommended the same unit cost as approved in AWP&B, 2019-20. 1 each school for 2 existing school.
		17.10	4 - 5 Fulltime teachers as per RTE Norms	2	9.60000	19.2	2	9.60000	19.2	Recommended the same unit cost as approved in AWP&B, 2019-20. One each school for 2 existing schools.
		17.12	Capacity Building	2	0.10000	0.2	2	0.10000	0.2	Recommended @ Rs, 10000/ per school for 2 existing school.
		17.13	Electricity / water charges	200	0.01000	2	200	0.01000	2	Recommended the same unit cost as approved in AWP&B, 2019-20.

Particulars				Proposal			Final Approved Outlay			
Major Component	Sub Component		Activity Master	Physical	Unit Cost	Financial	Physical	Unit Cost	Financial	Remarks
		17.15	Food/Loading per Child	200	0.18000	36	200	0.18000	36	Recommended for 2 existing residential schools. The same unit cost as approved in AWP&B, 2019-20
		17.16	Maintenance	200	0.00750	1.5	200	0.00750	1.5	Recommended the same unit cost as approved in AWP&B, 2019-20.
		17.17	Medical care/contingencies	200	0.01250	2.5	200	0.01250	2.5	Recommended for 2 existing residential schools. The same unit cost as approved in AWP&B, 2019-20
		17.18	Miscellaneous	200	0.00750	1.5	200	0.00750	1.5	Recommended the same unit cost as approved in AWP&B, 2019-20.
		17.21	Physical / Self Defence Training	2	0.10000	0.2	2	0.10000	0.2	Recommended @ Rs, 10000/ per school for 2 existing school.
		17.25	Stipend per child per month	200	0.01200	2.4	200	0.01200	2.4	Recommended as proposed by the state (@Rs. 1000/ per child for 200 children)
		17.26	Supplementary TLM, Stationery and other educational material	200	0.01000	2	200	0.01000	2	Recommended the same unit cost as approved in AWP&B, 2019-20 for 200 children.
			<b>Total of Residential Schools - Recurring</b>			<b>93.9</b>			<b>93.9</b>	

Particulars				Proposal			Final Approved Outlay			
Major Component	Sub Component		Activity Master	Physical	Unit Cost	Financial	Physical	Unit Cost	Financial	Remarks
			(Previous Year) (Capacity 100) (Elementary)							
		26	Residential Schools - Recurring (Type-II) (Previous Year) (Upto Class X)							
		26.1	1 Full Time Accountant	7	1.20000	8.4	7	1.20000	8.4	07 out of 9 elementary level residential schools have been upgraded to secondary level (from Class-VIII to X) in the year 2018-19 (Capacity-100 ) in the same campus. As reported, all are fully operational. PAB, 2019-20 sanctioned recurring costs for these 7 residential schools. Recommended the same unit cost as approved in AWP&B, 2019-20.
		26.2	1 Head Cook	7	1.80000	12.6	7	1.80000	12.6	Recommended the same unit cost as approved in AWP&B, 2019-20. 1 head cook each for 7 existing schools.

Particulars					Proposal			Final Approved Outlay			
Major Component	Sub Component			Activity Master	Physical	Unit Cost	Financial	Physical	Unit Cost	Financial	Remarks
			26.3	1 Head Teacher in case the enrollment exceeds 100	7	3.00000	21	7	3.00000	21	Recommended as proposed by the state and as per approval of AWP&B, 2019-20
			26.4	1 Warden	7	3.00000	21	7	3.00000	21	Recommended the same unit cost as approved in AWP&B, 2019-20. 1 warden each for 7 existing schools.
			26.5	2 Assistant Cook	7	1.20000	8.4	7	1.20000	8.4	Recommended the same unit cost as approved in AWP&B, 2019-20. 2 Asst. Cook each for 7 existing schools.
			26.6	2 Support staff - (Accountant/Assistant, Peon, Chowkidar)	7	1.20000	8.4	7	1.20000	8.4	Recommended the same unit cost as approved in AWP&B, 2019-20. 2 staff each for 7 existing schools.
			26.8	3 Part Time Teachers	7	1.80000	12.6	7	1.80000	12.6	Recommended the same unit cost as approved in AWP&B, 2019-20. 3 part time teachers each for 7 existing schools.



Particulars				Proposal			Final Approved Outlay			
Major Component	Sub Component		Activity Master	Physical	Unit Cost	Financial	Physical	Unit Cost	Financial	Remarks
		26.9	4 Full-time Teachers	49	2.40000	117.6	49	2.40000	117.6	Recommended the same unit cost as approved in AWP&B, 2019-20 for 49 number of teachers in 07 existing schools.
		26.10	Capacity Building	7	0.10000	0.7	7	0.10000	0.7	Recommended @ Rs. 10000/ per school for 7 existing residential schools.
		26.11	Electricity / water charges	1400	0.01000	14	1400	0.01000	14	Recommended the same unit cost as approved in AWP&B, 2019-20 for 1400 children.
		26.12	Food/Lodging Per Child	1400	0.18000	252	1400	0.18000	252	Recommended the same unit cost as approved in AWP&B, 2019-20 for 1400 children.
		26.13	Maintenance	1400	0.00750	10.5	1400	0.00750	10.5	Recommended the same unit cost as approved in AWP&B, 2019-20 for 1400 children.
		26.14	Medical care/contingencies	1400	0.01250	17.5	1400	0.01250	17.5	Recommended @ Rs. 1250/ per child for 1400 children in 7 existing schools.
		26.15	Miscellaneous	1400	0.00750	10.5	1400	0.00750	10.5	Recommended @ Rs. 750/ per child for 1400 children in 7 existing schools.



Particulars				Proposal			Final Approved Outlay			
Major Component	Sub Component		Activity Master	Physical	Unit Cost	Financial	Physical	Unit Cost	Financial	Remarks
		26.17	Physical / Self Defence Training	7	0.10000	0.7	7	0.10000	0.7	Recommended @ Rs. 10000/ per school for 7 existing residential schools.
		26.21	Stipend per child per month	1400	0.01200	16.8	1400	0.01200	16.8	Recommended as proposed by the state.
		26.22	Supplementary TLM, Stationery and other educational Materials	1400	0.01000	14	1400	0.01000	14	Recommended the same unit cost as approved in AWP&B, 2019-20.
			<b>Total of Residential Schools - Recurring (Type-II) (Previous Year) (Upto Class X)</b>			<b>546.7</b>			<b>546.7</b>	
		38	<b>Residential Hostels - Recurring (Previous Year) (Capacity 100) (Elementary)</b>							
		38.1	1 Full Time Accountant	8	1.20000	9.6	8	1.20000	9.6	07 Residential Hostels of 100 capacity (VI-VIII) were approved in in the year 2017-18. Moreover, PAB of 2019-20 (last Year) approved 1 (one) more hostel in newly created district (only Recurring). Hence, 08 hostels have been approved to the state. Recommended as proposed by the

Particulars				Proposal			Final Approved Outlay			
Major Component	Sub Component		Activity Master	Physical	Unit Cost	Financial	Physical	Unit Cost	Financial	Remarks
										state for the 8 existing hostels.
			38.2 1 Head Cook	8	0.03000	0.24	8	0.03000	0.24	Recommended the same unit cost as approved in AWP&B, 2019-20
			38.4 1 Warden	8	0.60000	4.8	8	0.60000	4.8	Recommended the same unit cost as approved in AWP&B, 2019-20
			38.5 2 Assistant Cook	8	0.30000	2.4	8	0.30000	2.4	Recommended the same unit cost as approved in AWP&B, 2019-20
			38.8 Capacity Building	800	0.00100	0.8	8	0.10000	0.8	Recommended @ Rs. 10000/ per hostel for 8 existing residential hostels.

Particulars				Proposal			Final Approved Outlay			
Major Component	Sub Component		Activity Master	Physical	Unit Cost	Financial	Physical	Unit Cost	Financial	Remarks
			38.9 Electricity / water charges	8	0.60000	4.8	8	0.60000	4.8	Recommended the same unit cost as approved in AWP&B, 2019-20
			38.10 Food/lodging per child	8	18.00000	144	8	18.00000	144	Recommended as proposed by the state.
			38.11 Maintenance	8	0.34400	2.752	8	0.34400	2.752	Recommended the same unit cost as approved in AWP&B, 2019-20
			38.12 Medical care/contingencies	8	0.00750	0.06	8	0.00750	0.06	Recommended the same unit cost as approved in AWP&B, 2019-20
			38.13 Miscellaneous	800	0.18217	145.736	800	0.18217	145.736	Recommended the same unit cost as approved in AWP&B, 2019-20
			38.15 Physical / Self Defence Training	8	0.10000	0.8	8	0.10000	0.8	Recommended @ Rs. 10000/ per hostel for 8 existing residential hostels.
			38.17 Provision of Rent	800	0.01200	9.6	800	0.01200	9.6	Recommended as proposed by the state.
			38.19 Stipend per child per month	8	1.20000	9.6	8	1.20000	9.6	Recommended the same unit cost as approved in AWP&B, 2019-20
			38.20 Supplementary TLM, Stationery and other educational material	8	0.85714	6.85712	8	0.85714	6.85712	Recommended the same unit cost as approved in AWP&B, 2019-20
			<b>Total of Residential Hostels - Recurring</b>			<b>342.05</b>			<b>342.05</b>	

Particulars				Proposal			Final Approved Outlay			
Major Component	Sub Component		Activity Master	Physical	Unit Cost	Financial	Physical	Unit Cost	Financial	Remarks
			(Previous Year) (Capacity 100) (Elementary)							
			Total of Residential School / Hostels			982.65			982.65	
	Strengthening of Existing Schools	54	Electrification in Schools (Secondary and Sr. Secondary) - NR							
		54.9	Solar Panel For Hostels	5	10.00000	50	1	9.00000	9	Recommended 10 kW off grid Solar PV system @ Rs 9 lac per hostel. we found only 1 eligible hostel as per UDISE 2018-19.
		54.10	Solar Panel For School	140	10.00000	1400	39	4.50000	175.5	Recommended 5 kW off grid Solar PV system @ Rs 4.5 lac per school. we found only 39 schools eligible as per UDISE 2018-19 without no electricity.
			Total of Electrification in Schools (Secondary and Sr. Secondary) - NR			1450			184.5	
			Total of Strengthening of Existing Schools			1450			184.5	
			Total for Access & Retention			18202.87			3743.31	
RTE	Free	57	Uniform							

Particulars				Proposal			Final Approved Outlay				
Major Component	Sub Component		Activity Master	Physical	Unit Cost	Financial	Physical	Unit Cost	Financial	Remarks	
Entitlements	Uniforms	57.1	All Girls	76185	0.00600	457.11	76185	0.00600	457.11	Recommended for providing two sets of free uniform to 76185 students as per UDISE+ 2018-19.	
		57.2	BPL Boys	27436	0.00600	164.616	27436	0.00600	164.616	Recommended for providing two sets of free uniform to 27436 students as per UDISE+ 2018-19.	
		57.3	SC Boys	2899	0.00600	17.394	2899	0.00600	17.394	Recommended for providing two sets of free uniform to 2899 students as per UDISE+ 2018-19.	
		57.4	ST Boys	42344	0.00600	254.064	42344	0.00600	254.064	Recommended for providing two sets of free uniform to 42344 students as per UDISE+ 2018-19.	
		Total of Uniform					893.18			893.18	
		Total of Free Uniforms					893.18			893.18	
	Free Textbooks	58	Free Text Books								
58.1			Braille Books (Class I-II)	36	0.00250	0.09	26	0.00250	0.065	Recommended for providing braille books to 26 students as per UDISE+ 2018-19.	

Particulars				Proposal			Final Approved Outlay			
Major Component	Sub Component		Activity Master	Physical	Unit Cost	Financial	Physical	Unit Cost	Financial	Remarks
		58.2	Braille Books (Class III - V)	47	0.00250	0.1175	36	0.00250	0.09	Recommended for providing braille books to 36 students as per UDISE+ 2018-19.
		58.3	Braille Books (Class VI - VIII)	26	0.00400	0.104	23	0.00400	0.092	Recommended for providing braille books to 23 students as per UDISE+ 2018-19.
		58.5	Large Print Books (Class I - II)	142	0.00250	0.355	116	0.00250	0.29	Recommended for providing large print books to 116 students as per UDISE+ 2018-19.
		58.6	Large Print Books (Class III - V)	211	0.00250	0.5275	183	0.00250	0.4575	Recommended for providing large print books to 183 students as per UDISE+ 2018-19.
		58.7	Large Print Books (Class VI - VIII)	220	0.00400	0.88	167	0.00400	0.668	Recommended for providing large print books to 167 students as per UDISE+ 2018-19.
		58.9	Text Books (Class I - II)	69519	0.00250	173.799	69519	0.00250	173.7975	Recommended for providing free textbooks to 69519 students as per UDISE+ 2018-19.

Particulars					Proposal			Final Approved Outlay				
Major Component	Sub Component			Activity Master	Physical	Unit Cost	Financial	Physical	Unit Cost	Financial	Remarks	
			58.10	Text Books (Class III - V)	61672	0.00250	154.179	61672	0.00250	154.18	Recommended for providing free textbooks to 61672 students as per UDISE+ 2018-19.	
			58.11	Text Books (Class VI - VIII)	40725	0.00400	162.9	40725	0.00400	162.9	Recommended for providing free textbooks to 40725 students as per UDISE+ 2018-19.	
				<b>Total of Free Text Books</b>			<b>492.95</b>			<b>492.54</b>		
			<b>Total of Free Textbooks</b>				<b>492.95</b>			<b>492.54</b>		
	Special Training of Out of School Children (OoSC)	60		<b>Special Training for OoSC - Non-Residential (Fresh)</b>								
			60.5	9 Months (Non-Residential - Fresh)	1385	0.04500	62.325	1385	0.04500	62.325	Recommended as proposed.	
					<b>Total of Special Training for OoSC - Non-Residential (Fresh)</b>			<b>62.32</b>			<b>62.32</b>	
			61		<b>Special Training for OoSC - Residential (Fresh)</b>							
				61.4	9 Months (Residential - Fresh)	1710	0.15000	256.5	1710	0.15000	256.5	Recommended as proposed.
					<b>Total of Special Training for OoSC - Residential (Fresh)</b>			<b>256.5</b>			<b>256.5</b>	
		62		<b>Special Training for OoSC - Non-Residential (Previous year)</b>								

Particulars				Proposal			Final Approved Outlay			
Major Component	Sub Component		Activity Master	Physical	Unit Cost	Financial	Physical	Unit Cost	Financial	Remarks
		62.5	9 Months (Non - Residential - Prev. Year)	892	0.04500	40.14	892	0.04500	40.14	Recommended as proposed.
			<b>Total of Special Training for OoSC - Non-Residential (Previous year)</b>			<b>40.14</b>			<b>40.14</b>	
		63	<b>Special Training for OoSC - Residential (Previous year)</b>							
		63.4	9 Months (Residential - Prev. Year)	988	0.15000	148.2	988	0.15000	148.2	Recommended as proposed.
			<b>Total of Special Training for OoSC - Residential (Previous year)</b>			<b>148.2</b>			<b>148.2</b>	
			<b>Total of Special Training of Out of School Children (OoSC)</b>			<b>507.16</b>			<b>507.16</b>	
	<b>Media &amp; Community Mobilization</b>	69	<b>Media &amp; Community Mobilization (Elementary)</b>							
		69.3	Media & Community Mobilization	2627	0.01500	39.405	2610	0.01500	39.15	As per norms.An amount of Rs.1500 per school for undertaking media and community mobilization activities. as per udise+2018-19, 2610 elementatry schools considered



Particulars				Proposal			Final Approved Outlay			
Major Component	Sub Component		Activity Master	Physical	Unit Cost	Financial	Physical	Unit Cost	Financial	Remarks
		69.5	Training of SMC/ SDMC	2627	0.03000	78.81	2610	0.03000	78.3	as per norms. as per udise+2018-19, 2610 elementary schools considered. An amount of Rs.3000 per school for undertaking training of the smc,smdc activities.
			<b>Total of Media &amp; Community Mobilization (Elementary)</b>			<b>118.22</b>			<b>117.45</b>	
		70	<b>Media &amp; Community Mobilization (Secondary)</b>							
		70.4	Media & Community Mobilization	413	0.07699	31.797	413	0.01500	6.195	As per norms. An amount of Rs.1500 per school for media and community mobilization activities. As per UDISE+2018-19, 413 secondary and senior secondary schools are considered.

Particulars				Proposal			Final Approved Outlay			
Major Component	Sub Component		Activity Master	Physical	Unit Cost	Financial	Physical	Unit Cost	Financial	Remarks
		70.5	SMDC Training	5873	0.00620	36.413	413	0.03000	12.39	As per norms. An amount of Rs.3000 per school for training of the smc/smdc activities . As per UDISE+2018-19, 413 secondary and senior secondary schools are considered.
			<b>Total of Media &amp; Community Mobilization (Secondary)</b>			<b>68.21</b>			<b>18.58</b>	
			<b>Total of Media &amp; Community Mobilization</b>			<b>186.42</b>			<b>136.04</b>	
			<b>Total for RTE Entitlements</b>			<b>2079.73</b>			<b>2028.92</b>	
Quality Interventions	Funds for Quality (LEP, Innovation, Guidance etc)	71	Quality Components - Recurring (Elementary)							
		71.24	Fund for Safety and Security at School Level	2610	0.00500	13.05	2610	0.00500	13.05	Recommended for the conducting various activities for safety of children during COVID 19.

Particulars					Proposal			Final Approved Outlay			
Major Component	Sub Component			Activity Master	Physical	Unit Cost	Financial	Physical	Unit Cost	Financial	Remarks
			71.41	Orientation Programme for Teachers on Safety and Security	14671	0.01000	146.71	14642	0.01000	146.42	Recommended for all 14642 teachers for conducting orientation and sensitization of teachers on school safety and security which will be one of the focus areas of 2020-21. For this purpose MHRD will be issuing guidelines shortly.
			71.44	PINDICS and Teacher Assessment	14671	0.00100	14.671	14642	0.00100	14.642	Recommended for 14642 teachers.
			71.59	Shaala Siddhi	2610	0.00500	13.05	1000	0.00500	5	Recommended for 1000 Schools.
				<b>Total of Quality Components - Recurring (Elementary)</b>			<b>187.48</b>			<b>179.11</b>	
		72		<b>Quality Components - Recurring (Secondary &amp; Sr. Secondary)</b>							
			72.5	Aptitude Test at School Level	34	1.11765	38	16	0.50000	8	Recommended for conducting aptitude test of students in 16 districts.

Particulars				Proposal			Final Approved Outlay			
Major Component	Sub Component		Activity Master	Physical	Unit Cost	Financial	Physical	Unit Cost	Financial	Remarks
		72.40	Funds for Safety and Security	413	0.00500	2.065	413	0.00500	2.065	Recommended for 413 schools as per UDISE+ 2018-19 for conducting various activities for safety of children during COVID 19.
		72.68	Orientation Programme for Teachers on safety and Security	3982	0.01000	39.82	3982	0.01000	39.82	Recommended for all 3982 teachers for conducting orientation and sensitization of teachers on school safety and security which will be one of the focus areas of 2020-21. For this purpose MHRD will be issuing guidelines shortly.
		72.85	Readiness programme for subjects	19958	0.00237	47.3	19958	0.00237	47.30046	Recommended for 19958 students in Science and Mathematics as per the academic standards.
		72.88	SCHOOL JOURNAL	413	0.25000	103.25	413	0.03000	12.39	Recommended for 413 schools for preparing quarterly school journal.
		72.118	Talent Search at school level	17	1.00000	17	16	0.50000	8	Recommended for 16 districts.
		72.125	Twining Programme	80	0.50000	40	80	0.03000	2.4	Recommended for 80 schools.
			<b>Total of Quality Components -</b>			<b>287.44</b>			<b>119.98</b>	

Particulars				Proposal			Final Approved Outlay			
Major Component	Sub Component		Activity Master	Physical	Unit Cost	Financial	Physical	Unit Cost	Financial	Remarks
			Recurring (Secondary & Sr. Secondary)							
		74	Project - Innovative Activities (Secondary & Sr. Secondary)							
		74.6	All India Radio Education Programme	746	1.15000	857.9	746	0.80000	596.80	Recommended for All India Radio Education Programme including for 746 physical units of Rs. 298.4 lakh and 298.4 lakh for translation in Tangkhul and Thadou-kuki.
		74.74	EK BHARAT SHRESTHA BHARAT- VISIT TO PARTNER STATE	1	22.50000	22.5	16	1.00000	16	Recommended for visiting partner state for 16 districts and conducting activities under EBSB.
		74.137	Maheishangdagi Mahei	413	0.50000	206.5	100	0.50000	50	recommended for 100 schools which aims at adopting by schools in which subject contents to be illustrated on the walls of the school building.

Particulars				Proposal			Final Approved Outlay			
Major Component	Sub Component		Activity Master	Physical	Unit Cost	Financial	Physical	Unit Cost	Financial	Remarks
		74.154	ORGANIC FARMING IN SCHOOLS	160	0.55000	88	160	0.10000	16	Recommended for conducting organic farming @Rs.10000/ per school for 160 schools.
		74.194	Science Park / Center	16	5.00000	80	16	5.00000	80	Recommended for establishing in science parks in 16 districts on a pilot basis for which the state is requested to provide UDISE code of these schools.
		74.204	Skill Exhibition cum Competition	16	1.21938	19.51	16	0.25000	4	Recommended for 16 districts.
		74.284	Yoga Olympiad	33	0.78818	26.01	16	0.50000	8	Recommended for 16 districts.
		74.285	Youth & Eco Club	16	2.98125	47.7	413	0.10000	41.3	Recommended for 413 schools for conducting various activities.
			<b>Total of Project - Innovative Activities (Secondary &amp; Sr. Secondary)</b>			<b>1348.12</b>			<b>700.2</b>	
		76	<b>Project Innovation (Elementary)</b>							

Particulars				Proposal			Final Approved Outlay			
Major Component	Sub Component		Activity Master	Physical	Unit Cost	Financial	Physical	Unit Cost	Financial	Remarks
		76.68	Documentation of Best Practice on Shagun Portal	16	1.56250	25	1	25.00000	25	Recommended an amount of Rs.25 lakh for documenting the best practices in good quality HD (images and videos) and content based case studies on various components of Samagra Shiksha. State may ensure timely submission of best practices to MHRD for uploading on shagun repository. The amount to be utilised for both elementary and secondary level.
		76.95	Exposure to Vocational Skill	1600	0.15000	240	560	0.10000	56	Recommended for 560 schools (Covering Classes VI to VII) specially for Upper Primary students as per UDISE+ 2018-19 for taking students to different vocational institutes.
		76.132	Joyful Saturday	730	0.70000	511	500	0.70000	350	Recommended only for 500 schools for Pigeon holes to keep textbooks and copies of students.

Particulars				Proposal			Final Approved Outlay			
Major Component	Sub Component		Activity Master	Physical	Unit Cost	Financial	Physical	Unit Cost	Financial	Remarks
		76.316	Teacher Id Cards	14671	0.00050	7.336	14671	0.00050	7.3355	Recommended for providing Teacher ID to 14671 teachers.
		76.328	Unique Selling Proposition(USP)	615	3.00000	1845	100	0.50000	50	Recommended for 100 schools to start with as a pilot.
		76.343	Youth & Eco Club	560	0.15000	84	560	0.15000	84	Recommended for conducting various activities under Youth and Eco Club.
		76.344	Youth & Eco Club(stand alone primary only schools)	2050	0.05000	102.5	2050	0.05000	102.5	Recommended for conducting various activities under Youth and Eco Club.
			<b>Total of Project Innovation (Elementary)</b>			<b>2814.84</b>			<b>674.84</b>	
		79	<b>Project Kala Utsav (Secondary)</b>							
		79.1	Kala Utsav	16	1.62500	26	1	10.00000	10	Recommended for conducting kala utsavactivities ,including TA/DA at National level.
			<b>Total of Project Kala Utsav (Secondary)</b>			<b>26</b>			<b>10</b>	
		82	<b>Band Competition</b>							



Particulars				Proposal			Final Approved Outlay			
Major Component	Sub Component		Activity Master	Physical	Unit Cost	Financial	Physical	Unit Cost	Financial	Remarks
		82.1	Band Competition (Secondary & Sr. Secondary)	33	0.63636	21	1	5.00000	5	An amount of Rs.5.00 lakh approved for undertaking State level Band Competition activities for the year 2020-21.
			<b>Total of Band Competition</b>			<b>21</b>			<b>5</b>	
		<b>84</b>	<b>Foundational Literacy and Numeracy</b>							
		84.21	Learning Enhancement Card (LEC)	1226	0.02120	25.99	1226	0.01000	12.26	Recommended for providing Learning Enhancement Cards-a book containing 20 cards for each grade.
		84.26	Numeracy	69519	0.00250	173.799	69519	0.00100	69.519	Recommended for providing activity books for Mathematics to all the children including development of Indigenous Teaching Learning Materials (TLMs).



Particulars				Proposal			Final Approved Outlay			
Major Component	Sub Component		Activity Master	Physical	Unit Cost	Financial	Physical	Unit Cost	Financial	Remarks
		84.39	Reading Enhancement Programme	69519	0.00250	173.799	69519	0.00100	69.519	Recommended for providing activity books for Language to all the children of Class I & II including development of Indigenous Teaching Learning Materials (TLMs).
		84.48	Supplementary Books	2464	0.05000	123.2	2464	0.01500	36.96	Recommended for developing Supplementary Activity Based Learning Material(in 2019-20, 30% expenditure was done in this activity)
			<b>Total of Foundational Literacy and Numeracy</b>			<b>496.79</b>			<b>188.26</b>	
		85	<b>LEP (Class III - V)</b>							
		85.33	Learning Enhancement Card (LEC)	1226	0.05000	61.3	1226	0.02000	24.52	Recommended for Learning Enhancement Cards (LEC).
		85.58	Remedial Teaching	30840	0.00500	154.2	13755	0.00200	27.51	Recommended for 13755 students (25% of the total enrolment).

Particulars				Proposal			Final Approved Outlay			
Major Component	Sub Component		Activity Master	Physical	Unit Cost	Financial	Physical	Unit Cost	Financial	Remarks
		85.75	Supplementary Books	2464	0.05000	123.2	2464	0.02000	49.28	Recommended for developing Supplementary Activity Based Learning Material.
			<b>Total of LEP (Class III - V)</b>			<b>338.7</b>			<b>101.31</b>	
		<b>86</b>	<b>LEP (Class VI - VIII)</b>							
		86.32	Learning Enhancement Card (LEC) (Implementation)	658	0.05982	39.361	560	0.03000	16.8	Recommended for Learning Enhancement Cards (LEC) for 560 Govt. schools.
		86.52	Remedial Teaching	20365	0.00500	101.825	8641	0.00200	17.282	Recommended for 8641 children (25% students of total enrolment).
		86.74	Supplementary Material	658	0.10000	65.8	560	0.05000	28	Recommended for developing Supplementary Activity Based Learning Material.
			<b>Total of LEP (Class VI - VIII)</b>			<b>206.99</b>			<b>62.08</b>	
		<b>88</b>	<b>Experiential Learning (Elementary)</b>							
		88.4	Rangotsav	16	0.30000	4.8	1	4.80000	4.8	Recommended for Rangotsav including all 16 districts.
			<b>Total of Experiential Learning (Elementary)</b>			<b>4.8</b>			<b>4.8</b>	
		<b>89</b>	<b>LEP (Class IX - XII)</b>							

Major Component	Sub Component	Particulars			Proposal			Final Approved Outlay			
			Activity Master	Physical	Unit Cost	Financial	Physical	Unit Cost	Financial	Remarks	
		89.26	Remedial Teaching	413	0.20000	82.6	6627	0.00500	33.14	Recommended for 6627 students of classes -X (20% of total enrolment as per UDISE+ 2018-19) @ Rs. 500/ per student.	
			Total of LEP (Class IX - XII)			82.6			33.14		
			Total of Funds for Quality (LEP, Innovation, Guidance etc)			5814.75			2190.61		
	Assessment at National & State level	91	Assessment at State level (Elementary)								
		91.3	Assessment at State level	16	10.00000	160	16	1.36000	21.76	NAS will be conducted in 2020 for Classes 3,5 and 8. This amount is recommended for conducting training programme and TA-DA provision of Field Investigators. Future plan of action will be shared by MHRD.	
			Total of Assessment at State level (Elementary)			160			21.76		
		93	Assessment at State level (Secondary)								
		93.2	Assessment at State Level	16	5.31250	85	16	0.64000	10.24	NAS will be conducted in 2020 for Class 10. This amount is recommended for	

Particulars				Proposal			Final Approved Outlay			Remarks
Major Component	Sub Component		Activity Master	Physical	Unit Cost	Financial	Physical	Unit Cost	Financial	
										conducting training programme and TA-DA provision of Field Investigators. Future plan of action will be shared by MHRD.
			Total of Assessment at State level (Secondary)			85			10.24	
			Total of Assessment at National & State level			245			32	
	Training for In-service Teacher and Head Teachers	94	In-Service Training (I - VIII)							
		94.1	Class I & II	4035	0.02500	100.875	4035	0.01000	40.35	Recommended online NISHTHA training at @ Rs.1000/- per teacher for Class I & II.
		94.2	Class III to V	5992	0.02500	149.8	5992	0.01000	59.92	Recommended online NISHTHA training at @ Rs.1000/- per teacher for Class III to V.
		94.3	Class VI to VIII	1924	0.02500	48.1	1924	0.01000	19.24	Recommended online NISHTHA training at @ Rs.1000/- per teacher for Class VI to VIII.
				Total of In-Service Training (I - VIII)			298.78			119.51
		95	In-Service Training (IX - XII)							

Particulars				Proposal			Final Approved Outlay			
Major Component	Sub Component		Activity Master	Physical	Unit Cost	Financial	Physical	Unit Cost	Financial	Remarks
		95.7	Language Training Under NISHTHA(Class IX-X)	484	0.05000	24.2	484	0.01000	4.84	Recommended Language teacher training @ Rs.1000/- per teacher for online NISHTHA Training at Secondary level (Classes IX-X).
		95.8	Math Training Under NISHTHA(Class IX-X)	251	0.05000	12.55	251	0.01000	2.51	Recommended Math teacher training @ Rs.1000/- per teacher for online NISHTHA Training at Secondary level (Classes IX-X).
		95.14	Science Training Under NISHTHA(Class IX-X)	825	0.05000	41.25	692	0.01000	6.92	Recommended Science teacher training @ Rs.1000/- per teacher for online NISHTHA Training at Secondary level (Classes IX-X).
		95.15	Social Science Training Under NISHTHA(Class IX-X)	788	0.05000	39.4	708	0.01000	7.08	Recommended Social Science teacher training @ Rs.1000/- per teacher for online NISHTHA Training at Secondary level (Classes IX-X).
			<b>Total of In-Service Training (IX - XII)</b>			<b>117.4</b>			<b>21.35</b>	
		99	<b>Training of Resource Persons &amp; Master</b>							



Particulars				Proposal			Final Approved Outlay			
Major Component	Sub Component		Activity Master	Physical	Unit Cost	Financial	Physical	Unit Cost	Financial	Remarks
			<b>Trainers (Secondary)</b>							
		99.1	KRPs Math Training Under NISHTHA State level ( Class IX to X)	48	0.05000	2.4	3	0.01000	0.03	Recommended Math KRPs training at @ Rs.1000/- per teacher for online NISHTHA Training at Secondary level (Classes IX-X).
		99.2	KRPs Social Science Training Under NISHTHA State level ( Class IX toX)	48	0.05000	2.4	7	0.01000	0.07	Recommended Social Science KRPs training at @ Rs.1000/- per teacher for online NISHTHA Training at Secondary level (Classes IX-X).
		99.3	KRPs Language Training Under NISHTHA State level ( Class IX to X)	48	0.05000	2.4	5	0.01000	0.05	Recommended Language KRPs training at @ Rs.1000/- per teacher for online NISHTHA Training at Secondary level (Classes IX-X).
		99.4	KRPs Science Training Under NISHTHA State level ( Class IX toX)	48	0.05000	2.4	7	0.01000	0.07	Recommended Science KRPs training at @ Rs.1000/- per teacher for online NISHTHA Training at Secondary level (Classes IX-X).
			<b>Total of Training of Resource Persons &amp; Master Trainers</b>			<b>9.6</b>			<b>0.22</b>	

Particulars				Proposal			Final Approved Outlay			
Major Component	Sub Component		Activity Master	Physical	Unit Cost	Financial	Physical	Unit Cost	Financial	Remarks
			(Secondary)							
			Total of Training for In-service Teacher and Head Teachers			425.78			141.08	
	Composite School Grant	104	Annual Grant (up to Highest Class VIII)							
		104.1	School Grant - (Enrol 1-15)	454	0.12500	56.75	454	0.12500	56.75	Recommended for 454 schools as per UDISE+2018-19 excluding zero enrollment schools. Including 10% of the amount for Swachhta Programs.
		104.2	School Grant - (Enrol > 100 and <= 250 )	139	0.50000	69.5	139	0.50000	69.5	Recommended for 139 schools as per UDISE+2018-19 excluding zero enrollment schools. Including 10% of the amount for Swachhta Programs.
		104.4	School Grant - (Enrol > 250 and <= 1000 )	13	0.75000	9.75	13	0.75000	9.75	Recommended for 13 schools as per UDISE+2018-19 excluding zero enrollment schools. Including 10% of the amount for Swachhta Programs.



Particulars				Proposal			Final Approved Outlay			
Major Component	Sub Component		Activity Master	Physical	Unit Cost	Financial	Physical	Unit Cost	Financial	Remarks
		104.5	School Grant - (Enrol>15 - 100 )	2004	0.25000	501	2004	0.25000	501	Recommended for 2004 schools as per UDISE+2018-19 excluding zero enrollment schools. Including 10% of the amount for Swachhta Programs.
			<b>Total of Annual Grant (up to Highest Class VIII)</b>			<b>637</b>			<b>637</b>	
		105	<b>Annual Grant (up to Highest Class X or XII)</b>							
		105.2	School Grant (Enrol 1-15)	8	0.11088	0.887	8	0.12500	1	Recommended for 8 schools as per UDISE+2018-19 excluding zero enrollment schools. Including 10% of the amount for Swachhta Programs.
		105.3	School Grant - (Enrol>100 and <= 250 )	156	0.50000	78	156	0.50000	78	Recommended for 156 schools as per UDISE+2018-19 excluding zero enrollment schools. Including 10% of the amount for Swachhta Programs.
		105.4	School Grant - (Enrol>1000)	7	1.00000	7	7	1.00000	7	Recommended for 7 schools as per UDISE+ 2018-19 excluding zero

Particulars				Proposal			Final Approved Outlay			
Major Component	Sub Component		Activity Master	Physical	Unit Cost	Financial	Physical	Unit Cost	Financial	Remarks
										enrollment schools. Including 10% of the amount for Swachhta Programs.
		105.5	School Grant - (Enrol> 250 and <= 1000 )	80	0.75000	60	80	0.75000	60	Recommended for 80 schools as per UDISE+2018-19 excluding zero enrollment schools. Including 10% of the amount for Swachhta Programs.
		105.6	School Grant - (Enrol>15 - 100 )	162	0.25000	40.5	162	0.25000	40.5	Recommended for 162 schools as per UDISE+2018-19 excluding zero enrollment schools. Including 10% of the amount for Swachhta Programs.
			Total of Annual Grant (up to Highest Class X or XII)			186.39			186.5	
			Total of Composite School Grant			823.39			823.5	
	Libraries	106	Library (upto Highest Class VIII)							

Particulars				Proposal			Final Approved Outlay			
Major Component	Sub Component		Activity Master	Physical	Unit Cost	Financial	Physical	Unit Cost	Financial	Remarks
		106.2	Composite Elementary Schools (I - VII)	543	0.13000	70.59	543	0.13000	70.59	Recommended for 543 schools. State may ensure timely procurement & supply of books to the respective schools as per the guideline issued by MHRD. The schools must conduct the activities for promotion of reading mentioned in the guideline.
		106.3	Primary School (I - V)	2050	0.05000	102.5	2050	0.05000	102.5	Recommended for 2050 schools. State may ensure timely procurement & supply of books to the respective schools as per the guideline issued by MHRD. The schools must conduct the activities for promotion of reading mentioned in the guideline.

*[Handwritten Signature]*

Particulars				Proposal			Final Approved Outlay			
Major Component	Sub Component		Activity Master	Physical	Unit Cost	Financial	Physical	Unit Cost	Financial	Remarks
		106.5	Upper Primary Schools (VI - VIII)	17	0.10000	1.7	17	0.10000	1.7	Recommended for 17 schools. State may ensure timely procurement & supply of books to the respective schools as per the guideline issued by MHRD. The schools must conduct the activities for promotion of reading mentioned in the guideline.
			Total of Library (upto Highest Class VIII)			174.79			174.79	
		107	Library (upto Highest Class XII)							
		107.1	Composite Secondary Schools (Class I - X)	261	0.15000	39.15	261	0.15000	39.15	Recommended for 261 schools. State may ensure timely procurement & supply of books to the respective schools as per the guideline issued by MHRD. The schools must conduct the activities for promotion of reading mentioned in the guideline.

Particulars				Proposal			Final Approved Outlay			
Major Component	Sub Component		Activity Master	Physical	Unit Cost	Financial	Physical	Unit Cost	Financial	Remarks
		107.2	Composite Secondary Schools (Class IX - XII)	15	0.15000	2.25	15	0.15000	2.25	Recommended for 15 schools. State may ensure timely procurement & supply of books to the respective schools as per the guideline issued by MHRD. The schools must conduct the activities for promotion of reading mentioned in the guideline.
		107.3	Composite Senior Secondary Schools (Class I - XII)	21	0.18000	3.78	21	0.18000	3.78	Recommended for 21 schools. State may ensure timely procurement & supply of books to the respective schools as per the guideline issued by MHRD. The schools must conduct the activities for promotion of reading mentioned in the guideline.

*Done*

Particulars				Proposal			Final Approved Outlay			
Major Component	Sub Component		Activity Master	Physical	Unit Cost	Financial	Physical	Unit Cost	Financial	Remarks
		107.5	Schools with Class VI - X	97	0.15000	14.55	97	0.15000	14.55	Recommended for 97 schools. State may ensure timely procurement & supply of books to the respective schools as per the guideline issued by MHRD. The schools must conduct the activities for promotion of reading mentioned in the guideline.
		107.6	Schools with Class VI - XII	16	0.10000	1.6	16	0.10000	1.6	Recommended for 16 schools. State may ensure timely procurement & supply of books to the respective schools as per the guideline issued by MHRD. The schools must conduct the activities for promotion of reading mentioned in the guideline.



Particulars				Proposal			Final Approved Outlay			
Major Component	Sub Component		Activity Master	Physical	Unit Cost	Financial	Physical	Unit Cost	Financial	Remarks
		107.8	Senior Secondary School Only (Class XI - XII)	3	0.10000	0.3	3	0.10000	0.3	Recommended for 3 schools. State may ensure timely procurement & supply of books to the respective schools as per the guideline issued by MHRD. The schools must conduct the activities for promotion of reading mentioned in the guideline.
			<b>Total of Library (upto Highest Class XII)</b>			<b>61.63</b>			<b>61.63</b>	
			<b>Total of Libraries</b>			<b>236.42</b>			<b>236.42</b>	
	<b>Rastriya Aavishkar Abhiyan</b>	<b>108</b>	<b>RashtriyaAavishkarAbhiyaan (Elementary)</b>							
		108.12	Excursion Trip for Students within State	8000	0.00400	32	1600	0.00200	3.2	Recommended for 1600 students in view of COVID 19 situation (100 from each district x 16)
		108.32	Maths Kit	205	0.29990	61.4804	205	0.01661	3.40505	Recommended for 205 schools-Upper Primary Mathematics kits(UPMK)as per NCERT rates.

Particulars				Proposal			Final Approved Outlay			
Major Component	Sub Component		Activity Master	Physical	Unit Cost	Financial	Physical	Unit Cost	Financial	Remarks
		108.47	Quiz Competition	16	1.00000	16	16	0.25000	4	Recommended for 16 districts but @Rs.25000/ per district keeping in view of the the less expenditure in FY 2019-20 (21% of the approved estimation).
		108.56	School Science club Upper Primary	127	0.10000	12.7	127	0.03000	3.81	Recommended for 127 science clubs to be at 127 schools and conducting various activities.
		108.59	Science Exhibition / Book Fair	16	1.00000	16	16	0.50000	8	Recommended for 16 districts
		108.61	Science Kit	127	0.99060	125.8064	127	0.09656	12.26312	Recommended for 127 schools for providing upper primary science kit. In the year 2019-20, 136 science kits were approved but no progress has been shown.
		108.62	Science Park	48	5.00000	240	15	5.00000	75	Recommended for 15 science parks to be established in composite elementary schools in view of last years progress. In the year 2019-20, state has utilised only 52% of budget.



Particulars				Proposal			Final Approved Outlay			
Component	Sub Component		Activity Master	Physical	Unit Cost	Financial	Physical	Unit Cost	Financial	Remarks
			Total of RashtriyaAavishkarAbhiyaan (Elementary)			503.99			109.68	
		109	RashtriyaAaviskaar Abhiyan (Secondary)							
		109.17	Exposure visit outside State	2000	0.02000	40	800	0.02000	16	Recommended for 800 students (50 each from 16 districts)
		109.18	Formation of Science / Maths Clubs	80	0.30000	24	100	0.05000	5	Recommended for 100 schools for formation of Science/Maths club in secondary schools by involving mentoring Institutions. The report of the activities to be shared periodically.
		109.27	Maths Kit	413	0.20000	82.6	200	0.01907	3.814	Recommended for 200 schools for providing Secondary Mathematics Lab kit (SMLK). State is requested to provide the kits in aspirational district on priority.
		109.44	Quiz Competition	16	1.80188	28.83	16	0.50000	8	Recommended for 16 districts.

Particulars				Proposal			Final Approved Outlay			
Major Component	Sub Component		Activity Master	Physical	Unit Cost	Financial	Physical	Unit Cost	Financial	Remarks
		109.53	School Mentoring by Higher Education Institutes	16	1.00000	16	100	0.05000	5	Recommended for 100 secondary schools@ 5000/school for affiliation with HEIs. Report of the activities to be shared periodically
		109.58	Science Exhibition / Book Fair	16	2.00000	32	16	0.50000	8	Recommended for 16 districts.
		109.59	Science Kit	413	0.10000	41.3	200	0.10947	21.894	Recommended for 200 schools for providing Secondary Science Kit with Microscope as per NCERT rate. State is requested to provide the kits in aspirational district on priority.
		109.72	Study Trip for Students to Higher Institutions (Within States)	22178	0.00200	44.356	1600	0.00200	3.2	Recommended an amount of Rs.3.20 lakh for 1600 students from all 16 districts @ 100 students per district.
		109.78	Tinkering Lab	347	12.00000	4164	10	12.00000	120	Recommended for 10 Atal Tinkering Labs in the highest enrollment schools of 10 districts. State is to follow the guidelines of ATL as available in the

Component	Sub Component	Activity Master	Proposal			Final Approved Outlay			Remarks		
			Physical	Unit Cost	Financial	Physical	Unit Cost	Financial			
									website of NITI Ayog. List of schools is attached in the appraisal report.		
		109.80	Vedic Math for 9th & 10th Class students	413	0.20000	82.6	200	0.02000	4	Recommended for 200 schools.	
			<b>Total of RashtriyaAaviskaar Abhiyan (Secondary)</b>			<b>4555.69</b>			<b>194.91</b>		
			<b>Total of Rastriya Aavishkar Abhiyan</b>			<b>5059.67</b>			<b>304.59</b>		
	ICT and Digital Initiatives	111	Digital Hardware & Software (up to Highest Class VIII) - NR								
		111.2	Digital Hardware	116	5.84483	678	78	5.84483	455.8967	78 schools out of 116 recommended.	
		111.4	Furniture	116	0.19483	22.6	78	0.19483	15.19674	78 schools out of 116 recommended.	
		111.5	Operating System / Softwares	116	0.19483	22.6	78	0.19483	15.19674	78 schools out of 116 recommended.	
				<b>Total of Digital Hardware &amp; Software (up to Highest Class VIII) - NR</b>			<b>723.2</b>			<b>486.29</b>	
		112	Recurring Components (Digital Hardware & Software upto Highest Class VIII)								
		112.6	Recurring Cost (ICT & Digital Initiatives) (New)	116	2.40000	278.4	78	2.40000	187.2	78 schools recommended.	

Component	Component	Activity Master	Budget			Fund Appraisal Today			Remarks	
			Physical	Unit Cost	Financial	Physical	Unit Cost	Financial		
		112.7	Recurring Cost (ICT & Digital Initiatives) (Previous Year)	94	2.40000	225.6	94	2.40000	225.6	Recommended as proposed.
			<b>Total of Recurring Components (Digital Hardware &amp; Software upto Highest Class VIII)</b>			<b>504</b>			<b>412.8</b>	
	113		<b>Digital Hardware &amp; Software (upto Highest Class XII) - NR</b>							
		113.3	Digital Hardware	383	6.00000	2298	39	6.00000	234	39 schools recommended.
		113.7	Furniture	383	0.20000	76.6	39	0.20000	7.8	39 schools recommended.
		113.12	Operating System / Softwares	383	0.20000	76.6	39	0.20000	7.8	39 schools recommended.
			<b>Total of Digital Hardware &amp; Software (upto Highest Class XII) - NR</b>			<b>2451.2</b>			<b>249.6</b>	
	114		<b>Recurring Components (Digital Hardware &amp; Software upto Highest Class XII)</b>							
		114.6	Recurring Cost (ICT & Digital Initiatives) (New)	383	2.40000	919.2	39	2.40000	93.6	39 schools recommended.
		114.7	Recurring Cost (ICT & Digital Initiatives) (Previous Year)	132	2.40000	316.8	132	2.40000	316.8	Recommended as proposed
			<b>Total of Recurring Components (Digital</b>			<b>1236</b>			<b>410.4</b>	

Component	Sub Component	Activity Master	Physical			Financial			Financial Approved Outlay			Remarks
			Physical	Unit Cost	Financial	Physical	Unit Cost	Financial	Physical	Unit Cost	Financial	
		Hardware & Software upto Highest Class XII)										
		<b>Total of ICT and Digital Initiatives</b>			<b>4914.4</b>					<b>1559.09</b>		
	<b>Support at Pre-Primary Level</b>	<b>118</b>										
		<b>Pre-Primary (Recurring)</b>										
		118.5 Support at Pre-Primary Level (New)	190	1.90900	362.71	190	0.75000	142.5			Recommended for workshop for finalization of curriculum, TLM, teacher training, honorarium support at pre-primary level in existing schools.	
		118.7 Support to Pre-Primary (Existing)	74	1.90900	141.266	74	0.75000	55.5			Recommended for workshop for ECCE curriculum, TLM, teacher training, honorarium support at pre-primary level in existing schools.	
		<b>Total of Pre-Primary (Recurring)</b>			<b>503.98</b>			<b>198</b>				
		<b>Total of Support at Pre-Primary Level</b>			<b>503.98</b>			<b>198</b>				
	<b>Academic support through BRC/URC/CR C</b>	<b>119</b>										
		<b>Provision for BRCs/URCs</b>										
		119.10 Salary for 1 Accountant-cum-support staff	65	2.60000	169	65	2.60000	169			Recommended for in-position	
		119.11 Salary for 1 Data Entry Operator in position	35	2.45000	85.75	23	2.45000	56.35			Recommended for in-position	

Component	Component	Activity Master	Physical			Financial			Remarks	
			Physical	Unit Cost	Financial	Physical	Unit Cost	Financial		
		119.12	Salary for 1 MIS Coordinator in position	35	4.53600	158.76	28	4.53600	127.008	Recommended for in-position
		119.14	Salary for 2 Resource Persons for CWSN	70	4.39000	307.3	66	4.39000	289.74	Recommended for in-position
		119.15	Salary for 6 Resource Persons at BRC	210	4.39000	921.9	173	4.39000	759.47	Recommended for in-position
			<b>Total of Provision for BRCs/URCs</b>			<b>1642.71</b>			<b>1401.57</b>	
	121		<b>Provisions for CRCs</b>							
		121.9	Mobility Support for CRC(Strengthening of CRC)	2610	0.01000	26.1	2610	0.01000	26.1	Recommended for 2610 Elementary Govt schools @ Rs. 1000 per CRP @ Rs. 200 per visit of each school (max.5 visit) in a year to be recommended under strengthening of CRCs but subject to the clause - The CRP have to upload the each school visit report online.
			<b>Total of Provisions for CRCs</b>			<b>26.1</b>			<b>26.1</b>	
			<b>Total of Academic support through BRC/URC/CRC</b>			<b>1668.81</b>			<b>1427.67</b>	
			<b>Total for Quality Interventions</b>			<b>19692.19</b>			<b>6775.78</b>	
Teacher Education	Strengthening of physical infrastructure	123	Equipment's in Teacher Education Institutions - NR							

Main Component	Sub Component	Activity Master	Proposed			Final approved Outlay			Remarks		
			Physical	Unit Cost	Financial	Physical	Unit Cost	Financial			
	e& Establishment of new DIETs	123.2	DIETs	2	20.00000	40	2	20.00000	40	Recommended for DIET Chandel and DIET Churachandpur	
			Total of Equipment's in Teacher Education Institutions - NR			40			40		
		126		Strengthening of Physical Infrastructure - NR							
		126.2		Civil works, hostel facilities, etc of the existing TEIs (SCERTs/DIETs/BITES)	3	1564.48667	4693.46	3	580.36000	1741.08	Recommended 1. Boys & Girls Hostel in DIET Kangpokpi @ Rs.323.46 lakh each 2. Boys & Girls Hostel in DIET Heirok @ Rs.323.46 lakh each 3. Institute building for DIET Imphal West @ Rs.447.24 lakh All Unit cost includes State PWD charges @ 11.75% for design, drawing, tendering and execution.
				Total of Strengthening of Physical Infrastructure - NR			4693.46			1741.08	
			Total of Strengthening of physical infrastructure& Establishment of new DIETs			4733.46			1781.08		

Component	Component	Activity Master	Proposed			Total Approved			Remarks
			Physical	Unit Cost	Financial	Physical	Unit Cost	Financial	
Salaries of Teacher Educators (TEIs)	128	Teachers Educators Salary in TEIs (Academic Posts)							
	128.3	DIETs	11	193.31727	2126.49	290	3.33154	966.1466	Recommended for post created and filled after 2012. Central support for salary of Teacher Educators restricted to 60% of the filled up post for 99 Academic and 191 Para/Non-Academic posts in 9 functional DIETs.
		Total of Teachers Educators Salary in TEIs (Academic Posts)			2126.49			966.15	
		Total of Salaries of Teacher Educators (TEIs)			2126.49			966.15	
DIKSHA (National Teacher Portal)	131	DIKSHA (National Teacher Portal)							
	131.	e-Learning for CWSN Children	1	233.74000	233.74	293	0.22000	64.46	Recommended (after revision of proposal) for development of e-lessons for CWSN (in sign language for class III-VIII textbooks) @ Rs. 64.46 lakh for 293 videos with a unit cost of Rs. 22,000/- for development of digital content on



Component	Component		ACT	Physical			Financial			Remarks
				Physical	Cost Cost	Financial	Physical	Cost Cost	Financial	
										<p>DIKSHA.</p> <p>However, State may merge the videos in sign language (picture in picture format) with the main content so as to ensure inclusive e-material for all learner diversities, a review to avoid overlapping of already available e-content may also be undertaken. State to develop subject wise content with SCERT so as to assure a content-learner-ability match. State may refer to video programmes in sign language prepared by NCERT as well as the guidelines for developing e-content. For CwSN, links to audio books may also be considered. The audio books are also developed by NCERT (from primary to higher</p>

*For*

Component	Component	Activity Master	Physical			Financial			Remarks	
			Physical	Unit Cost	Financial	Physical	Unit Cost	Financial		
									secondary level).	
		131.8	Creation and Curation of Digital Teaching learning material for uploading on DIKSHA	1	5544.60000	5544.60	840	0.33000	277.20	Recommended (after revision of proposal) for development of e-lesson (class IX-X) @ Rs. 277.20 lakh for 840 videos, with a unit cost of Rs. 33,000/- for development of digital content on DIKSHA.
		131.11	Development of Digital Content	526	0.30000	157.8	840	0.08000	67.20	Recommended (after revision of proposal) for dubbing of the videos (for class IX-X) in selected Tribal dialects for 840 videos @ Rs. 67.20 lakh with a unit cost of Rs. 8000/- for development of digital content on DIKSHA.
			<b>Total of DIKSHA (National Teacher Portal)</b>			<b>5936.14</b>			<b>408.86</b>	
			<b>Total of DIKSHA (National Teacher Portal)</b>			<b>5936.14</b>			<b>408.86</b>	
	<b>Program &amp; Activities including Faculty</b>	<b>132</b>	<b>Program &amp; Activities including Faculty Development of Teacher Educators</b>							

Component	Component	Activity Master	Physical	Unit Cost	Financial	Physical	Unit Cost	Financial	Remarks	
Development of Teacher Educators	132.6	Program & Activities (DIET)	9	40.00000	360	9	30.00000	270	Recommended	
	132.8	Program & Activities (SCERT)	640	0.24266	155.302	1	30.00000	30	Recommended	
	132.10	Specific programme for Research activities (SCERT)	2	5.00000	10	2	5.00000	10	Recommended	
	132.11	Specific projects for Research activities (DIET)	9	8.00000	72	9	8.00000	72	Recommended	
			<b>Total of Program &amp; Activities including Faculty Development of Teacher Educators</b>			<b>597.3</b>			<b>382</b>	
			<b>Total of Program &amp; Activities including Faculty Development of Teacher Educators</b>			<b>597.3</b>			<b>382</b>	
	Annual Grant for TEIs	135	Annual Grant for TEIs							
		135.3	DIETs	9	20.00000	180	9	20.00000	180	Recommended
		135.6	SCERT	1	35.00000	35	1	35.00000	35	Recommended
				<b>Total of Annual Grant for TEIs</b>			<b>215</b>			<b>215</b>
		<b>Total of Annual Grant for TEIs</b>			<b>215</b>			<b>215</b>		
<b>Total for Teacher Education</b>					<b>7830.05</b>			<b>3396.83</b>		
Sports & Physical Education	Sports & Physical Education	138	Sports & Physical Education (upto Highest Class VIII)							
		138.3	Sports & Physical Education (Primary Schools )	2064	0.05000	103.2	2050	0.05000	102.5	Recommended for 2050 schools. State may ensure timely release of funds for procurement of

Component	Component	Activity Master	Physical	Unit Cost	Financial	Physical	Unit Cost	Financial	Remarks
									sports equipments in the school.
		138.4 Sports & Physical Education (Upper Primary Schools )	563	0.10000	56.3	560	0.10000	56	Recommended for 560 schools. State may ensure timely release of funds for procurement of sports equipments in the school.
		<b>Total of Sports &amp; Physical Education (upto Highest Class VIII)</b>			<b>159.5</b>			<b>158.5</b>	
	<b>139</b>	<b>Sports &amp; Physical Education (upto Highest Class XII)</b>							
		139.4 Sports & Physical Education (Secondary)	410	0.25000	102.5	358	0.25000	89.5	Recommended for 358 schools. State may ensure timely release of funds for procurement of sports equipments in the school.
		139.5 Sports & Physical Education (Sr. Secondary)	55	0.25000	13.75	55	0.25000	13.75	Recommended for 55 schools. State may ensure timely release of funds for procurement of sports equipments in the school.
		<b>Total of Sports &amp; Physical Education (upto Highest Class XII)</b>			<b>116.25</b>			<b>103.25</b>	
		<b>Total of Sports &amp; Physical Education</b>			<b>275.75</b>			<b>261.75</b>	

Component	Component		Salary Master	Year	On			Financial	Remarks	
	<b>Total for Sports &amp; Physical Education</b>					<b>275.75</b>			<b>261.75</b>	
Salary of Teachers	Teacher Salary (HMs/Teachers)	142	<b>Teacher Salary - (Elementary)</b>							
		142.6	Primary Teachers-Existing, in position (Regular)	2297	1.80000	4134.6	1951	1.80000	3511.8	Samagra Shiksha has approved 2297 teachers to the primary schools in previous years. The state has proposed 2297 teachers for financial support for 2020-21. As per Model table 36 c; 1951 teachers are in-position and considered the 1951 teachers for financial support @ Rs. 1.8 lakh per teacher per annum.
			<b>Total of Teacher Salary - (Elementary)</b>			<b>4134.6</b>			<b>3511.8</b>	
		143	<b>Upper Primary Teachers (Contractual) - (Elementary)</b>							
		143.2	Art Education	106	0.84000	89.04	106	0.84000	89.04	Considered 106 Art Education instructors financial support @ Rs. 0.84 lakh per person per annum.

Component	Physical	Unit Cost	Financial	Physical	Unit Cost	Financial	Remarks		
	143.5	Health and Physical Education	106	0.84000	89.04	106	0.84000	89.04	Considered 106 Health and Physical Education instructors financial support @ Rs. 0.84 lakh per person per annum
	143.12	Work Education	106	0.84000	89.04	106	0.84000	89.04	Considered 106 Work Education instructors financial support @ Rs. 0.84 lakh per person per annum.
		<b>Total of Upper Primary Teachers (Contractual) - (Elementary)</b>			<b>267.12</b>			<b>267.12</b>	
144		Upper Primary Teachers (Regular) - (Elementary)							

Component	Component	Activity Master	Physical	Unit Cost	Financial	Physical	Unit Cost	Financial	Remarks		
			144.5	Upper Primary Teachers	938	2.40000	2251.2	938	2.40000	2251.2	938 teachers were approved for the upper primary schools in previous years. The State has proposed 938 teachers for financial support for 2020-21. As per Model table 36c; 938 teachers are in position and considered the same number of teachers for financial support @ Rs.2.4 lakh per teacher per annum Considered as proposed 938 teachers @ Rs. 2.4 lakh per annum per teacher

*[Handwritten Signature]*





nt			145.6	Subject Teacher	1238	2.81832	3489.08	1226	1.40916	1727.630 160	As per the analysis of documentary evidences financial support to 1226 (1044 subject teachers + 182 headmasters) has considered for 6 months (1st October 2020 to 31st March 2021) @ Rs. 2.81832 lakh per teacher per annum (proposed unit cost).
				Total of Staff for Previous Year Schools (Secondary)			3489.08			1727.63	
				Total of Teacher Salary (HMs/Teachers)			10142.00			7757.75	
				Total for Salary of Teachers			10142.00			7757.75	
Gender & Equity	Kasturba Gandhi Balika Vidyalaya (KGBVs)	148		KGBV - Type - I (NR) (Previous Year) (Classes VI - VIII)							
			148.8	Construction of Building (Previous)	1	510.198	510.198	1	318.89000	318.89	Civil work Unit of TSG has recommended a Unit cost Rs. 318.89 lakh to renovate a dilapidated KGBV building sanctioned in 2007-8 of New Mandeu of Tousem block of Tamenglong district



			149.11	Capacity Building	5	0.10000	0.5	5	0.10000	0.5	@Rs.10000/- per KGBV per annum
			149.12	Electricity / Water Charges	500	0.01000	5	500	0.01000	5	@Rs.1000/- per girl per annum
			149.15	Fooding / Lodging per girl per month	500	0.18000	90	500	0.15000	75	@Rs.1500/- per per girl per month for 10 months (For 500 girls in 05 KGBVs - 100 girls in each KGBV)
			149.19	Maintenance	500	0.00750	3.75	500	0.00750	3.75	@Rs.750/- per girl per annum
			149.20	Medical care / Contingencies	500	0.01250	6.25	500	0.01250	6.25	@Rs.1250/- per girl per annum
			149.21	Miscellaneous	500	0.00750	3.75	500	0.00750	3.75	@Rs.750/- per girl per annum
			149.22	P.T.A.	500	0.00200	1	500	0.00200	1	@Rs.200/- per girl per annum
			149.23	Physical / Self Defence	5	0.10000	0.5	5	0.10000	0.5	@Rs.10000/- per KGBV per annum
			149.24	Preparatory Camps	5	0.07000	0.35	5	0.07000	0.35	@Rs.7000/- per KGBV per annum
			149.28	Specific skill training per girl	500	0.01000	5	500	0.01000	5	@Rs.1000/- per girl per annum
			149.29	Stipend per girl per month	500	0.01200	6	500	0.01000	5	@Rs.100/- per girl per month for 10 months
			149.30	Supplementary TLM, Stationery and other educational material	500	0.01000	5	500	0.01000	5	@Rs.1000/- per girl per annum
				<b>Total of KGBV - Type - I (Recurring)</b>				<b>231.1</b>		<b>206.61</b>	

			(Previous Year) (Classes VI -VIII)							
	153		KGBV - Type - II (Recurring) (Previous Year) (Classes VI -X)							
	153.1	1 Full time Accountant	6	0.90996	5.45976	6	0.90996	5.45976	@Rs.7583/- per month (01 accountant in each KGBV)	
	153.2	1 Head Cook	6	0.70080	4.2048	6	0.70080	4.2048	@Rs.5840/- per month (01 Head Cook in each KGBV)	
	153.3	1 Head Teacher	6	2.40000	14.4	6	1.79292	10.75752	@Rs.14941/- per month (01 Head Teacher in each KGBV)	
	153.5	1 Warden	6	2.95992	17.75952	6	2.95992	17.75952	@Rs.24666/- per month (01 Warden in each KGBV)	
	153.6	2 Assistant Cook	12	0.69000	8.28	12	0.69000	8.28	@Rs.5750/- per month per assistant cook (2 assistant cook in each KGBV)	
	153.7	2 Support staff - (Accountant/Assistant, Peon, Chowkidar)	12	0.88992	10.67904	12	0.76992	9.23904	@Rs.6416/- per month per staff (02 staff in each KGBV)	
	153.9	3 Part time teachers	18	1.47660	26.5788	18	1.47660	26.5788	@Rs.12305/- per month per teacher (03 part time teachers in each KGBV)	

*M*  
*fu*

153.10	4-5 Fulltime teachers	42	2.16000	90.72	42	1.79520	75.3984	@Rs.14960/- per month per teacher (07 full time teachers in each KGBV)
153.13	Capacity Building	6	0.10000	0.6	6	0.10000	0.6	@Rs.10000/- per KGBV per annum
153.14	Electricity / Water Charges	1200	0.01000	12	1200	0.01000	12	@Rs.1000/- per girl per annum
153.16	Fooding / Lodging per child per month	1200	0.16500	198	1200	0.15000	180	@Rs.1500/- per per girl per month for 10 months (For 1200 girls in 06 KGBVs - 200 girls in each KGBV)
153.18	Maintenance	1200	0.00750	9	1200	0.00750	9	@Rs.750/- per girl per annum
153.20	Medical care / Contingencies	1200	0.01250	15	1200	0.01250	15	@Rs.1250/- per girl per annum
153.21	Miscellaneous	1200	0.00750	9	1200	0.00750	9	@Rs.750/- per girl per annum
153.23	P.T.A.	1200	0.00200	2.4	1200	0.00200	2.4	@Rs.200/- per girl per annum
153.24	Physical / Self Defence	6	0.10000	0.6	6	0.10000	0.6	@Rs.10000/- per KGBV per annum
153.26	Preparatory Camps	6	0.07000	0.42	6	0.07000	0.42	@Rs.7000/- per KGBV per annum
153.27	Provision of Rent	6	2.74800	16.488	6	2.74800	16.488	@Rs.2.748 lakh per KGBV per annum for 06 KGBVs
153.29	Specific Skill training	1200	0.01000	12	1200	0.01000	12	@Rs.1000/- per girl per annum

	153.30	Stipend per child per month	1200	0.01200	14.4	1200	0.01000	12	@Rs.100/- per girl per month for 10 months
	153.31	Supplementary TLM, Stationery and other educational material	1200	0.01000	12	1200	0.01000	12	@Rs.1000/- per girl per annum
		<b>Total of KGBV - Type - II (Recurring) (Previous Year) (Classes VI - X)</b>			<b>479.99</b>			<b>439.19</b>	
161		<b>KGBV - Type - IV (Recurring) (Previous Year) (Classes IX - XII)</b>							
	161.1	1 Chowkidar	5	0.68900	3.445	5	0.68900	3.445	@Rs.5741/- per month (01 chowkidar in each KGBVs)
	161.3	1 Head Cook	5	0.70100	3.505	5	0.70100	3.505	@Rs.5841/- per month (01 Head Cook in each KGBV)
	161.4	1 Warden	5	1.48000	7.4	5	1.48000	7.4	@Rs.12333/- per month (01 Warden in each KGBV)
	161.5	2 Assistant Cook	10	0.69000	6.9	10	0.69000	6.9	@Rs.5750/- per month per assistant cook (2 assistant cook in each KGBV)
	161.10	Electricity / Water Charges	5	1.00000	5	500	0.01000	5	@Rs.1000/- per girl per annum
	161.12	Food/Lodging per child per month	500	0.18000	90	500	0.16500	82.5	@Rs.1500/- per girl per month for 11 months
	161.16	Maintenance	500	0.00100	0.5	500	0.00100	0.5	@Rs.100/- per girl per annum

		161.17	Medical care / Contingencies	500	0.01250	6.25	500	0.01250	6.25	@Rs.1250/- per girl per annum
		161.18	Miscellaneous	500	0.00200	1	500	0.00200	1	@Rs.200/- per girl per annum
		161.26	Stipend per girl per month	5	0.15000	0.75	5	0.15000	0.75	@Rs.15000/- per KGBV per annum
		161.28	Supplementary TLM, Stationery and other educational material	5	0.05000	0.25	5	0.05000	0.25	@Rs.5000/- per KGBV per annum
			<b>Total of KGBV - Type - IV (Recurring) (Previous Year) (Classes IX - XII)</b>			<b>125</b>			<b>117.5</b>	
			<b>Total of Kasturba Gandhi Balika Vidyalaya (KGBVs)</b>			<b>1346.29</b>			<b>1082.18</b>	
	<b>Self defence training for Girls</b>	153	<b>Self Defence Training (upto Highest Class X or XII)</b>							
		153.1	Self Defence Training (Upto Class X or XII)	413	0.09000	37.17	402	0.09000	36.18	Self Defence Training can be considered for 402 secondary and senior secondary government schools having girl enrollment as per Udise+ @Rs. 0.09 lakhs per school for three months.
			<b>Total of Self Defence Training (upto Highest Class X or XII)</b>			<b>37.17</b>			<b>36.18</b>	
		172	Self Defence Training (up to Highest Class VIII)							

*Dm*

		172.1	Self Defence Training (Upto Class VIII)	363	0.09000	50.67	328	0.09000	29.52	Self Defence Training can be considered for 328 govt. elementary schools with girl enrolment as per Udise+ @Rs.0.09 lakhs per school for three months.
			<b>Total of Self Defence Training (up to Highest Class VIII)</b>			<b>50.67</b>			<b>29.52</b>	
			<b>Total of Self defence training for Girls</b>			<b>87.84</b>			<b>65.7</b>	
	<b>Special Projects for Equity</b>	<b>167</b>	<b>Special Projects for Equity - Recurring (Secondary)</b>							
		167.22	Emotional Well-Being for Government School	67	0.73851	49.48	413	0.10000	41.3	Project can be considered for 413 govt secondary and senior secondary schools @Rs.0.10 lakhs per school per annum
		167.24	Exposure Visit	267	0.20000	53.4	267	0.20000	53.4	Project of exposure visit for proposed 267 secondary schools students to Natural environment, Historical Places, monuments, museum and Science Park etc. can be considered @0.20 per school per annum as



									<p>proposed however this activity is important for secondary students studying in government school so state is advise to include students of these schools irrespective of caste , religion and gender in these visit . State can do the activity in small batches.</p> <p>State need to ensure the health hygine and social distancing factor while doing these type of visits with children due to prevailing situation of Covid -19 and have to follow the rule of covid -19 guidelines of government.</p>
167.32	Life skill programme	35	1.17143	41	413	0.05000	20.65	<p>An amount of Rs.20.65 Lakhs is recommended for life skill and adolescent programme activities in all the 413 government</p>	



										secondary and senior secondary school as per Udise 2018-19 @Rs.0.05 per school per annum. Activities need to be done at schools level and State should also promote involvement of boys students in adolescent and life skill activities. Due to prevailing situation of Covid - 19 Instead of doing 2 days workshop on life skill , State is advice to do adolescent education and life skill activities at schools level.
			<b>Total of Special Projects for Equity - Recurring (Secondary)</b>				<b>143.88</b>			<b>115.35</b>
		169	Special Projects for Equity - (NR) (Secondary)							

		169.2	Sanitary pad Vending & incinerator machines	411	0.50000	205.5	150	0.32000	48	sanitary pad vending and incinerator machine can be considered for 150 government secondary and senior secondary schools where girl enrollment is more than 50 @ Rs.0.32 lakhs per machine per school with an estimated outlay of Rs.48.00 Lakhs.
			<b>Total of Special Projects for Equity - (NR) (Secondary)</b>			<b>205.5</b>			<b>48</b>	
	171		<b>Project- Girls Empowerment (Secondary)</b>							
		171.13	Career Guidance Programme for Girls	410	0.10000	41	413	0.05000	20.65	Career Guidance Programme can be considered for 413 government secondary and senior secondary schools as eprUdise 2018-19 having classes 9 to 12 @Rs. 0.05 lakhs per school per annum.

		171.25	Kisnori Utkarsh Manch	16	1.20000	19.2	16	1.20000	19.2	Project can be recommended for proposed 16 districts @Rs.1.2 per district per annum with an estimated out lay of Rs.19.2 Lakhs. Though state need to maintain covid - 19 guidelines while doing the programme.
		171.41	SPECIAL COACHING CLASSES	16	3.06406	49.025	84	0.00500	0.42	There are 417 SC ST student in govt school class 9th for special coaching of science math and social science as proposed by the state. 20 % student can be considered on merit basis that is 84 @Rs. 0.005 per student per annum.  More over Special remedial classes other then regular classes has also been approved for all secondary and senior secondary students under readiness programme for

*Dus*



			174.30	Home Base Education	219	0.01000	2.19	219	0.01000	2.19	<p>Recommended for 219 CwSN at a unit cost of Rs.1000/-, for interventions such as development of TLMs and activities specifically for CwSN being covered through HBE.</p> <p>State to submit of details of students.</p>
			174.33	Identification and Assessment (Medical Assessment Camps)	35	0.25000	8.75	35	0.25000	8.75	<p>Recommended as proposed at a unit cost of Rs. 25000/- per block.</p> <p>State to undertake a mapping exercise of out of school children with special needs before conducting the camps.</p> <p>State to hold camps in convergence with Departments of Health and Social Welfare.</p>



			174.46	Providing Aids & Appliances	638	0.03000	19.14	638	0.03000	19.14	Recommended as proposed for 638 CwSN at an average unit cost of Rs. 3000/- per CwSN. To be distributed to eligible CwSN after conducting identification and assessment camps.
			174.48	Reader Allowance	89	0.00500	0.445	85	0.00500	0.425	Recommended for 85 readers (there are 85 children with visual impairment as per UDISE+ 2018-19) at a unit cost of Rs. 500/-.
			174.57	Salary (Previous Spl. Educators)	26	2.40000	62.4	26	2.40000	62.4	Recommended as proposed for 26 special educators (in-position) as per norms at a unit cost of Rs. 20000/-per month for 12 months, subject to submission of verified requisite documents by the State.
			174.63	Sports Events & Exposure Visits	200	0.01500	3	200	0.01500	3	Recommended as proposed at a unit cost of Rs. 1500/-.
			174.64	Stipend for Girls	1681	0.02000	33.62	1615	0.02000	32.3	Recommended for 1615 girls with special needs (as per UDISE+ 2018-

										19) at Rs 2000/- with a unit cost of Rs 200/- month for 10 months. The stipend is to be disbursed through DBT. State may examine the impact of the stipend provision for girls in regard to access and retention in schools and monitor the same. State to ensure timely update of the amount on National DBT Portal.
		174.77	Transportation allowance	639	0.02000	12.78	639	0.01200	7.668	Recommended for 639 CwSN at a unit cost of Rs 200/- month for 6 months.
			<b>Total of Inclusive Education (up to Highest Class VIII)</b>			<b>155.12</b>			<b>143.55</b>	
	175		<b>Inclusive Education (Student Oriented Components) (up to Highest Class X or XII)</b>	<b>333</b>	<b>(No of Students)</b>		<b>333</b>	<b>(No of Students)</b>		
		175.4	Escort Allowance	36	0.01500	0.54	36	0.00900	0.324	Recommended for 36 escorts for CwSN at a unit cost of Rs. 150/- month for 6 months.



		175.5	Helper/Ayas/Attendant	6	0.72000	4.32	6	0.72000	4.32	Recommended for honorarium of 6 child care attendants (placed at schools) at a unit cost of Rs 6000/- per month for 12 months.
		175.13	Reader Allowance	3	0.00500	0.015	3	0.00500	0.015	Recommended for 3 readers for children with visual impairment at a unit cost of Rs. 500/-.
		175.17	Stipend for Girls	188	0.02000	3.76	188	0.02000	3.76	Recommended for 188 girls with special needs at Rs 2000/- with a unit cost of Rs 200/- month for 10 months. The stipend is to be disbursed through DBT. State may examine the impact of the stipend provision for girls in regard to access and retention in schools and monitor the same. State to ensure timely update of the amount on National DBT Portal.



			175.21	Transportation allowance	145	0.02000	2.9	145	0.01200	1.74	Recommended for 145 CwSN at a unit cost of Rs. 200/- month for 6 months.
				<b>Total of Inclusive Education (Student Oriented Components) (up to Highest Class X or XII)</b>			<b>11.54</b>			<b>10.16</b>	
		176		<b>Inclusive Education (Recurring) (Upto Highest Class - XII)</b>							
			176.26	In-service Training of Special Educators	51	0.01500	0.765	51	0.01500	0.765	Recommended for 5 day capacity building programme, at a unit cost of Rs. 300/- per day per participant. State may consider online mode of training for the year 2020-21.
			176.37	Orientation of Principals, Educational administrators, parents / guardians etc.	1503	0.00300	4.509	245	0.00300	0.735	Recommended for one day non residential orientation programme at a unit cost of Rs 300/- per participant. State may consider conducting the programme online, through TV or radio programmes.

		176.48	Salary (Previous Spl. Educators)	51	3.00000	153	51	3.00000	153	Recommended at a unit cost Rs. 25,000/- per month (as per norms) for 12 months for 51 Special Educators, subject to submission of verified documents by the State.	
			<b>Total of Inclusive Education (Recurring) (Upto Highest Class - XII)</b>			<b>158.27</b>			<b>154.5</b>		
			<b>Total of Provision for Children with Special Needs (CWSN) - Recurring</b>			<b>324.93</b>			<b>308.21</b>		
			<b>Total for Inclusive Education</b>			<b>324.93</b>			<b>308.21</b>		
Vocational Education	Introduction of Vocational Education at Secondary and higher Secondary	177	<b>Introduction of VE in schools - NR</b>								
		177.3	Tools, Equipment & Furniture (New)	77	5.00000	385	19	4.16000	79.04	For introduction of vocational education from class 9th in 19 schools(11 with single sector and 08 with two sectors). Sectors taken up are IT&ITes, Physical Education & Sports, Agriculture and Beauty & wellness.	
			<b>Total of Introduction of VE in schools - NR</b>			<b>385</b>			<b>79.04</b>		
		178	<b>Recurring Support VE - New</b>								

nt	Component									
		178.2	Cost of providing Hands on Skill Training to Students (New)	77	0.60000	46.2	19	0.60000	11.4	As proposed for 19 schools.
		178.3	Financial Support for Resource Persons (New)	77	0.62500	48.125	19	0.62500	11.875	As proposed for 19 schools.
		178.4	Financial Support for Vocational Teacher/Trainer (New)	77	2.50000	192.5	27	1.20000	32.4	As per norms for 27 trainers (8 schools with 2 trainers + 11 schools with 1 trainer).
		178.5	Induction training of Teachers VE - Teachers (10 Days)	77	0.05000	3.85	27	0.05000	1.35	For 10 days induction training of 27 trainers @Rs.500/- per day per trainer.
		178.6	Office Expenses / Contingencies for New School (New)	59	1.00000	59	19	0.50000	9.5	As per norms for 19 schools.
		178.7	Raw material Grant for new school per course (New)	77	1.12500	86.625	19	1.12500	21.375	As proposed for 19 schools.
			<b>Total of Recurring Support VE - New</b>			<b>436.3</b>			<b>87.9</b>	
		<b>180</b>	<b>Recurring Support VE - Existing</b>							
		180.1	Assessment and Certification Cost (Existing)	700	0.00600	4.2	700	0.00600	4.2	As proposed for assessment and certification of students of Class 10th and 12th by SSC.
		180.4	Cost of providing Hands Training Students (Existing)	125	0.60000	75	78	0.96150	74.997	As per norms for 78 schools.

		180.5	Financial Support for Resource Persons (Existing)	125	0.62500	78.125	78	1.00160	78.1248	As per norms for 78 schools.
		180.6	Financial Support for Vocational Teacher/Trainer (Existing)	125	2.50000	312.5	125	2.40000	300	As per norms for 125 trainers in 78 schools.
		180.7	In-service Training of VE - Teachers (5 - Days) - (Existing)	125	0.02500	3.125	125	0.02500	3.125	For 5 days in-service training of 125 trainers @Rs.500/- per day per trainer.
		180.14	Office Expenses / Contingencies for School (Existing)	125	0.50000	62.5	78	0.80120	62.4936	As per norms for 78 schools.
		180.16	Raw material grant for new school per course (Existing)	125	1.12500	140.625	78	1.80285	140.6223	As per norms for 78 schools.
			<b>Total of Recurring Support VE - Existing</b>			<b>676.08</b>			<b>663.56</b>	
			<b>Total of Introduction of Vocational Education at Secondary and higher Secondary</b>			<b>1497.38</b>			<b>830.5</b>	
			<b>Total for Vocational Education</b>			<b>1497.38</b>			<b>830.50</b>	
Monitoring of the Scheme	Monitoring Information System (MIS)	182	Monitoring of the Scheme							
		182.2	Management Information System (Udise +)	706939	0.00005	35.34695	638491	0.00002	12.76982	Recommended @ Rs.2.0 for total enrollment as per udise+ 2018-19.
			<b>Total of Monitoring of the Scheme</b>			<b>35.35</b>			<b>12.77</b>	
			<b>Total of Monitoring Information System (MIS)</b>			<b>35.35</b>			<b>12.77</b>	
			<b>Total for Monitoring of the Scheme</b>			<b>35.35</b>			<b>12.77</b>	

Program Management	Program Management	184	Program Management (MMER - E.E / S.E. / T.E.)							
		184.2	Program Management (MMER - E.E / S.E. / T.E.)	1	4351.00	4351	1	1348.03	1348.03	Recommended at 5% of the total outlay.
			Total of Program Management (MMER - E.E / S.E. / T.E.)			4351			1348.03	
			Total of Program Management			4351			1348.03	
			Total for Program Management			4351.00			1348.03	
<b>Total</b>					72102.31			28308.78		

**Final Fresh Estimated Approval 2020-**

**21**

(Rs. in lakh)

Scheme Name	Non-recurring	Recurring	Total
Elementary Education	939.34	15782.87	16722.21
Secondary Education	2893.14	4940.35	7833.49
Teacher Education	1781.08	1972.01	3753.09
<b>Total</b>	<b>5613.56</b>	<b>22695.22</b>	<b>28308.78</b>

**Major Component-wise Estimated Approval 2020-**

**21**

(Rs. in lakh)



Teacher Education	3753.09
Salary of Teachers	7757.75
Gender & Equity	1351.50
Inclusive Education	308.21
Vocational Education	830.50
Sports & Physical Education	261.75
Monitoring of the Scheme	12.77
Program Management	1348.03
<b>Total</b>	<b>28308.78</b>

\*\*\*\*\*

