

F.No.1-1/2020-IS.5  
Ministry of Human Resource Development  
Department of School Education & Literacy  
(IS-5 Section)

Date: 29th January, 2020  
Shastri Bhawan, New Delhi.

To

All Principal Secretaries/Secretaries,  
School Education Department of States/UT

**Subject:- National Youth Parliament Scheme-reg.**

Madam/Sir,

I am directed to inform that Ministry of Parliamentary Affairs has been running Youth Parliament programme in various educational institutions since 1966 with the objective to strengthen the roots of Parliamentary democracy, inculcate healthy habits of discipline, develop tolerance of divergent views and familiarize the student community with the procedures and functioning of Parliament. Hon'ble President launched the Web-Portal of National Youth Parliament Scheme on the occasion to commemorate the 70<sup>th</sup> Anniversary of adoption of the Constitution of India 'Samvidhan Diwas' on 26<sup>th</sup> November, 2019.

2. The Web-Portal aims to bring all educational institutions of the country under the ambit of the Youth Parliament Programme. This portal will give shape to the Hon'ble Prime Ministry's vision of organising youth parliaments in all parts of the country. The portal is accessible at [www.nymps.mpa.gov.in](http://www.nymps.mpa.gov.in)


3. All schools having classes from IX to XII are required to registered themselves on [www.nymps.mpa.gov.in](http://www.nymps.mpa.gov.in) and participate in the portal based youth parliament programme. The details of the programme and procedure for registration is attached. Every student taking part in the competition shall get "Certificate of Participation" and Teacher in-charge/Head of Institution shall get "Certificate of appreciation".

...Contd./-

4. It is requested that all schools having classes IX to XII may be encouraged to register themselves on the [www.nyeps.mpa.gov.in](http://www.nyeps.mpa.gov.in) and participate in the youth parliament programme.

Encl: As above.

Yours faithfully,



(Rajesh Kumar Maurya)  
Under Secretary to the Govt. of India  
Tele No. 23384501

Copy to: (For information and necessary action.)

1. The Chairperson, Central Board of Secondary Education,
2. The Commissioner, Kendriya Vidyalaya Sangathan
3. The Commissioner, Navodaya Vidyalaya Samiti,
4. The Director, Central Tibetan Schools Administration (CTSA)
5. The Chairman, National Institute of Open Schooling (NIOS)

## **'Portal Based Youth Parliament Programme'**

### **Introduction**

Ministry of Parliamentary Affairs has been running the Youth Parliament programme in various educational institutions of the country since 1966 with the objective of strengthen the roots of Parliamentary democracy, unculcate healthy habits of dicpline, evelop tolerance of divergent views and familiarize the students community with the procedure and functioning of Parliament.

To increase the participation of the schools and other institutions Hon'ble President launched the Web-Portal of National Youth Parliament Scheme on the occasion of commemorate the 70<sup>th</sup> Anniversary of adoption of the CInstitution of India "Samvidhan Diwas".

The Web-Portal aims to bring all educational institutions of the country under the ambit of the Youth Parliament Programme. The portal is accessible at [www.nyps.mpa.gov.in](http://www.nyps.mpa.gov.in)

### **Objective**

The objective of the web portal of Youth Parliament is to strengthen the roots of democracy, inculcate healthy habits of discipline, tolerance of the view of others and to enable the student community to know about practices and procedures of the Parliament.

### **Who can participate in scheme?**

All high schools having classes from IX to XII of the country are eligible to participate in the 'Portal Based Youth Parliament Programme

### **Participation under the programme**

The registration of participation shall be done through the Youth Parliament portal ([www.nyps.mpa.gov.in](http://www.nyps.mpa.gov.in)).The schools shall be able to register themselves through Aadhaar credentials of Principal/ Head/ Registrar/ Dean or as may be prescribed from time to time under **Kishore Sabha (For Schools Class IX to XII)**. Details about registration is annexed in **Annexure -I**

### **Duration of Youth Parliament sitting**

The duration of the sitting of the 'Youth Parliament' should not exceed one hour.

### **Subjects for discussion at the Youth Parliament**

The subjects to be selected for discussion in Youth Parliament should be as far as possible non-controversial. Matters raised in the Youth Parliament may relate to the subjects of welfare activities, defence of the country, social justice, social reforms, economic development, communal harmony, education, govt. welfare schemes, health, student's discipline etc. No direct or indirect remarks may be made in the speeches so as to cast aspersion on the political parties or leaders/ persons etc. Every year a common theme on Government policies and programmes may be fixed for Youth Parliament.

### **Language**

The participants may speak in any Scheduled language preferably in Hindi and English.

### **Venue**

Each institution shall hold the Youth Parliament sitting in its own premises.

### **Number of Participants in the Youth Parliament**

Each Youth Parliament sitting may consist of about 50-55 students.

### **Selection of Students**

Schools shall select students of class IX to XII with the approval of their principal for Kishore Sabha of Youth Parliament.

### **Outline of the programme**

- (a) The programme envisages Kishore Sabha for the students of Class IX to Class XII
- (b) All high schools (Class IX to XII) of the country, which are willing to participate in the Youth Parliament Programme, have to register themselves on the web-portal. After successful registration, they will be able to conduct youth parliament programme in their respective schools.
- (c) To ensure effective implementation of the scheme, the participating institutions may invite an MP/ex-MP/ MLA/ Ex-MLA/ MLC/ Ex-MLC or a Person of eminence as the Chief Guest who would oversee the performance of the Youth Parliament sitting of the schools
- (d) The institutions shall upload the reports and photos/ videos of Youth Parliament conducted by them on the web portal for scrutiny and verification by the Ministry.
- (e) If reports and photos/ videos of Youth Parliament are found to be in order after scrutiny and verification, participating students will get digital "Certificate of Participation" and teachers-in-charge / head of institutions will get digital "Certificate of Appreciation" for the programme.


### **Certificates**

Every student taking part in the competition shall get 'Certificate of Participation' and Teacher in-charge/ Head of Institution shall get 'Certificate of Appreciation'.Principal/ Head of the Institution with login credentials shall be able to print the certificate and distribute to the participants.

## Instruction for Registration and Uploading Photos / Videos in the portal

### 1. School Registration

- First visit on youth Parliament portal on [www.nyps.mpa.gov.in](http://www.nyps.mpa.gov.in)
- Clicking on the "Login" Button to register as new user and also for signing in for registered users as shown in the photo given below



- After that click on "New Registration" tab as shown in the photo, than new registration form will appear.

The image shows the "New Registration" form. At the top, it displays the title "New Registration" and the registration period: "26 November 2019 (11:00 AM) to 31 January 2020 (06:00 PM)". Below this is a navigation bar with "Sign In" and "New Registration" tabs. The "New Registration" tab is selected and circled. The form contains the following fields and elements:

- User/Email Id field with a person icon.
- Password field with an eye icon.
- A CAPTCHA image showing the text "Q508Jp".
- Submit and Clear buttons.
- A "Forgot Password?" link.

A callout box with a speech bubble points to the "New Registration" tab, containing the text "Click here for new Registration".

D. Click on the "Kishore Sabha" for schools (classes IX to XII) and fill up the form with necessary details as shown in the photo below :-

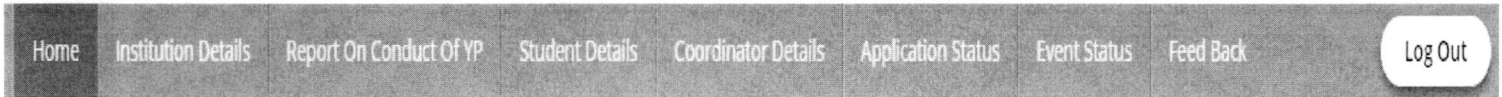
*\*(After Submission, you will get an OTP on your Registered Mobile Number. Enter OTP and click on verify)*

- After registration, user name and password will be delivered to registered email id and phone number.
- Username\*: **ajay@gmail.com**  
Password\*: **\*\*\*\*\*** (Auto generated can be changed after sign in)
- Click on the "Sign-in" button for login. Login using same user name and password credentials as shown below: -

E. After logging in Dashboard will appear as shown in the photo below:-

**Institute Dashboard**

- (a) Home
- (b) Institution Details
- (c) Reports on Conduct of YP
- (d) Student Details
- (e) Coordinator Details
- (f) Application Status
- (g) Event Status
- (h) Feedback



(b) **Institution Details** : After clicking on the "Institution Details" Button, Institution Details form will be open as shown in the screenshot below: -

Registration Details	
Registration Id:	T-2019-2020/0002
User Id:	manjit@gmail.com
Category:	Kishore Sabha
Institution Name:	Government Senior Secondary School
Principal/Head/Dean/Registrar Name:	Manjit Kumar
Principal/Head/Dean/Registrar Designation:	Principal
Principal/Head/Dean/Registrar Mobile No.:	6724734636

Institution Registration Details Under Kishore Sabha			
Academic Session:*	2019-2020	Land mark:	near priya PVR, vasant vihar
Address Line 1:*	a-11/61,	Telephone No. 1:*	9876543210
Address Line 2:*	air india colony	Telephone No. 2:	0123456789
State:*	Delhi *	Fax No:	123456789
District:*	North West	Principal/Head/Dean/ Registrar Aadhar No:	98765432100
City:*	Sanoth	Affiliation active Upto:*	30-09-2019
Pin Code:*	110057		
Principal/Head/Dean/Registrar Photograph:*	<input type="button" value="Choose File"/> No file chosen <small>only jpg allowed(50kb)</small>	<input type="button" value="Upload"/>	
Principal/Head/Dean/Registrar Signature:*	<input type="button" value="Choose File"/> No file chosen <small>only jpg allowed(30kb)</small>	<input type="button" value="Upload"/>	
View Draft		Save & Submit	Cancel

Fill the details shown in the form, upload requisite photographs in **jpg format only (<30 kb)** and click on "Save & Submit" button, for saving your details.

**(c) Reports on Conduct of YP :** After clicking on the "Reports on Conduct of YP" Button, Reports form will open as shown in the screenshot below:-

Details	
Registration Id:	T-2019-2020/0002
User Id:	manjit@gmail.com
Category:	Kishore Sabha
Institution Name:	Government Senior Secondary School
Principal/Head/Dean/Registrar Name:	Manjit Kumar
Principal/Head/Dean/Registrar Designation:	Principal
Principal/Head/Dean/Registrar Mobile No.:	6724734636
REGISTRAR ADDRESS:	24-17/31, 24/17/31 colony, Sanath, North West, Delhi *, 110057

Report on conduct of Youth Parliament- 2019-2020	
Date of programme:*	No. of Participants:*
Audience Size:*	Treasury:*
Name of Teacher-in-Charge:*	Opposition:*
Name of Chief guest & Designation:*	Event Location:
Name of Other guest(s) & Designation:	
Guest 2	Guest 3
Guest 4	
Report on conduct of YP:*	Choose File No ...en Upload only pdf allowed(100kb)
Photograph 1:*	Choose File No ...en Upload only jpg allowed(200kb)
Photograph 2:*	Choose File No ...en Upload only jpg allowed(200kb)
Photograph 3:*	Choose File No ...en Upload only jpg allowed(200kb)
Photograph 4:*	Choose File No ...en Upload only jpg allowed(200kb)
Photograph 5:*	Choose File No ...en Upload only jpg allowed(200kb)
Photograph 6:	Choose File No ...en Upload only jpg allowed(200kb)
Photograph 7:	Choose File No ...en Upload only jpg allowed(200kb)
Photograph 8:	Choose File No ...en Upload only jpg allowed(200kb)
Photograph 9:	Choose File No ...en Upload only jpg allowed(200kb)
Photograph 10:	Choose File No ...en Upload only jpg allowed(200kb)
Video (.wmv,.flv,.mp4,.avi):*	Choose File No ...en Upload Only Video allowed(100MB)

Click here to 'view' your details → **View Draft** **Save & Submit** **Cancel**

Click here to 'save & submit' your details Enter Student Details [Click Here](#)

**\*(5 Photographs and 1 video of the event organized is Mandatory, for saving & submitting data.)**  
After filling up all the details in the form click on the "Save & Submit" button, for saving your details.



**(d) Student Details :** After clicking on the "Student Details" Button, Student Detail form will open as shown in the screenshot below: -

Details of Participating Students

Student Name:\*  Dob:\*

Gender:\*  Class:\*

Father's Name:  Mother's Name:

Role played in YP:\*  Student Aadhar No.:

Ranking:

No file chosen

only jpg allowed(50kb)

**\*(Click on the "Add" button for Enable all the Text box and Dropdown)**

- After filling up all the details of participating students along with their photographs (in jpg format < 50 kb) in the form click on the "Save" button, for saving your details.

**(f) Application Status :** After clicking on the "Application Status" Button, Status of your application can be viewed. (i.e. Letter under Process & Approved).