






Ministry of Education
Government of India

75
Azadi Ka
Amrit Mahotsav

G20
भारत 2023 INDIA

PERFORMANCE GRADING INDEX FOR DISTRICTS OF INDIA (PGI-D) COMBINED REPORT FOR THE YEARS 2020-21 & 2021-22



GOVERNMENT OF INDIA
MINISTRY OF EDUCATION
DEPARTMENT OF SCHOOL EDUCATION
& LITERACY



TABLE OF CONTENTS

Introduction	4
Data source	5
Methodology	5-7
Summary of PGI-D	8-9
Category/ Domain- wise PGI district assessment	9-15
Annexure-I: Table1: District-wise Score for all six categories of PGI-D for 2020-21	16-38
Annexure-II: Table 2: District-wise Score for all six categories of PGI-D for 2021-22	39-60
Annexure-III: Table 3:Details of Scores of Districts in the last four years with Grades	61-80
Annexure-IV: Table4: List of Indicators along with points used for PGI-D 2021-22	81-86



Disclaimer

Efforts have been made to ensure the accuracy of the content on this report. However, the same should not be construed as a statement of law or used for any legal purposes. In case of any ambiguity or doubts, users are advised to verify/check with the appropriate Government Functionary/Authority and/or other source(s) and to obtain appropriate professional advice. This Report is based on voluntary uploading of data by the Districts in a reference year. The responsibility for the accuracy of the data filled in the portal rests with the concerned District Education Officer at the district level and the State Project Director (SPD) of Samagra Shiksha at the State level. For newly formed districts, the NAS scores are taken as the same of the old district from which the district is created. However, if the district is created from two or more districts then average score of those districts is calculated. As a result, the district scores are calculated based on the remaining indicators and hence the score obtained by these Districts may not reflect true picture. The Ministry of Education, therefore, assumes no responsibility or liability for any errors or omissions in the data reported by the districts and used in the document.



Performance Grading Index (PGI) **for** **Districts of India** **(PGI-D)**

I. Introduction

1.1 Performance Grading Index (PGI) is a relatively new index that measures the performance of states in school education. Department of School Education & Literacy (DoSEL) has so far released PGI report for States/ UTs for the years 2017-18 to 2020-21. PGI aims to assess the relative performance of all the State/UTs in a uniform scale to encourage State/UTs to perform better. The PGI has been conceptualized as a tool to catalyse transformational change in the field of school education. PGI provides insights on the status of school education in States & UTs, including key levels that drive their performance and critical areas of performance. PGI aims to propel States & UTs towards undertaking multi-pronged interventions that will bring about the much desired optimal education outcomes. The PGI also motivates States and UTs to adopt best practices followed by the top performing States.

1.2 Based on the success of State PGI and to provide district level measures for effective assessments of educational attainment, DoSEL decided to extend PGI exercise to District level by creating a new PGI for District (PGI-D). The PGI-D is crafted with more focused objective of assessing districts on a common parameter with attention now shifting towards outcome measurement of educational policies.

1.3 In the last two years, Covid-19 pandemic has highlighted the changes required to be made in our existing system in terms of the adoption of digital learning as part of mainstream learning to continue education at home in face of any such crisis. This necessitated need for a domain on digital learning in PGI-D which is not there in State PGI. Similarly, a new category on effective classroom transaction has been included to understand the potential of learning management and activities that translates into outcomes. PGI-D also aims to provide insights into the status of school education in all the Districts, including key levels that drive their performance in critical areas and to catalyze transformational change in the field of school education. It will help all the stakeholders in the school education system, including the students, parents, teachers, and administrators to know the performance of their district vis-à-vis other districts. The indicator-wise PGI-D score shows the areas where a State needs to improve. PGI-D is expected to help the state education departments to identify the gaps if any, at the district level and improve their performance in a decentralized manner. The PGI-D would propel the States to strengthen data monitoring system at the district level.

II. Data Source

2.1 PGI-D is constructed based on identified indicators and domains. The data for PGI-D 2020-21 was drawn from several sources, viz., Unified District Information System for Education Plus (UDISE +) 2020-21, National Achievement Survey (NAS) 2017 and data provided by respective Districts. Similarly, for PGI-D 2021-22, data from UDISE+ 2021-22, NAS 2021 and on few indicators data provided by respective Districts for 2021-22 are used.

2.2. The district wise data for the indicators related to minimum proficiency (Proficient and Advanced) of Class 3, Class 5 and Class 8 are provided by National Council for Education Research & Training (NCERT) from NAS 2017 and NAS 2021. For the Class 10, district wise proficiency data were not available from NAS 2017. As was done in previous report of PGI-D, for the indicators on minimum proficiency in Class 10, data on distribution of students who answered NAS questions correctly (50% or more) are taken for PGI-D 2020-21. Further, in some of the districts NAS for Class 10 was not held (all districts of West Bengal, and Uttar Pradesh etc) and class 8 proficiency score of the respective subject is substituted while arriving PGI-D 2020-21. However, for PGI-D 2021-22 actual proficiency values reported by NCERT was taken.

2.3 UDISE + data were pre-filled in PGI –D portal and State/ district entered data of about 55 indicators from their MIS. The final PGI-D score for 2020-21 and 2021-22 are computed based on the final figures reflected in PGI portal.

III. Methodology

3.1 The architecture of the PGI-D emanates from the rationale that an efficient, inclusive and equitable school education system is contingent upon the regular monitoring of interconnected matrices of inputs, outputs and outcomes related to school education indicators, and the development of a quick response system for course correction in the entire system.

3.2 The PGI-D structure comprises of total weightage of 600 points across 83 indicators, which are grouped under 6 categories viz., Outcomes, Effective Classroom Transaction, Infrastructure Facilities & Student's Entitlements, School Safety & Child Protection, Digital Learning and Governance Process. These categories are further divided into 12 domains, viz., Learning Outcomes and Quality (LO), Access Outcomes (AO), Teacher Availability and Professional Development Outcomes (TAPDO), Learning Management (LM), Learning Enrichment Activities (LEA), Infrastructure, Facilities, Student Entitlements (IF&SE), School Safety and Child Protection (SS&CP), Digital Learning (DL), Funds convergence and utilization (FCV), Enhancing CRCs

Performance (CRCP), Attendance Monitoring Systems (AMS) and School Leadership Development (SLD). Following the same approach of State PGI, districts are graded. Ranking approach is not followed to discourage the practice of one improving only at the cost of others, “thereby casting a stigma of underperformance on the latter”. Ultimate objective of PGI-D is to help the Districts top priorities areas for intervention in school education and thus improve to reach the highest grade.

3.3 The category and domain wise summary of Indicators and its weightage in their performance in overall PGI-D index is presented below:

Categories	Domain	Indicators	Score
1. Outcomes	Learning Outcomes & Quality (LOQ)	12	180
	Access Outcomes (AO)	7	70
	Teacher Availability & Professional Development Outcome (TAPDO)	6	40
2. Effective Classroom Transaction (ECT)	Learning Management (LM)	9	60
	Learning Enrichment Activities (LEA)	15	30
3 Infrastructure, Facilities, Student Entitlements (IF & SE)		12	51
4. School Safety and Child Protection (SS & CP)		7	35
5 Digital Learning (DL)		5	50
6 Governance Processes (GP)	Funds convergence and utilisation (FCV)	2	14
	Enhancing CRCs Performance (CRCP)	2	20
	Attendance Monitoring Systems (AMS)	4	40
	School Leadership Development (SLD)	2	10
Grand total	12	83	600

3.4 The points assigned to indicators ranges from 2 to 20, whereas points assigned to each Domain ranges from 10 to 180. While structuring PGI-D weightage, qualitative indicators viz., Learning Outcomes & Quality (LOQ), Access Outcomes (AO), Teacher Availability & Professional Development Outcome (TAPDO), Learning Management (LM), Learning Enrichment Activities (LEA) put together have a weight of 380 point or 63% weightage. Therefore, PGI-D is expected to measure district level school performance more closely. The details of indicators/ sub-indicators and their respective weight are at **Annexure-IV**. This benchmark/optimum level for each indicator has been carefully identified and the DoSEL has ensured that these are reasonable.

3.5 The score of each indicator is arrived by multiplying proportionate score of the indicator with weightage of that indicator. For example, for the indicator proficiency in Mathematics in grade 5, total weight was 20 and if a given district has 50% students of grade 5 who achieved minimum proficiency in Mathematics, then score obtained for this indicator is $20 \times 0.5 = 10$. However, in case of a few Indicators, a lower value would

score a higher weightage, e.g. the Outcome indicator, viz., percentage of Government school teachers in the district who have been assigned non-school duties pertaining to Departments other than Elections and Population Census (Government Schools). In this case, districts assigned maximum non-teaching duties other than Elections and Population Census to teachers will get minimum marks whereas district which has not assigned any non-teaching duties other than Elections and Population Census to teachers will get full marks.

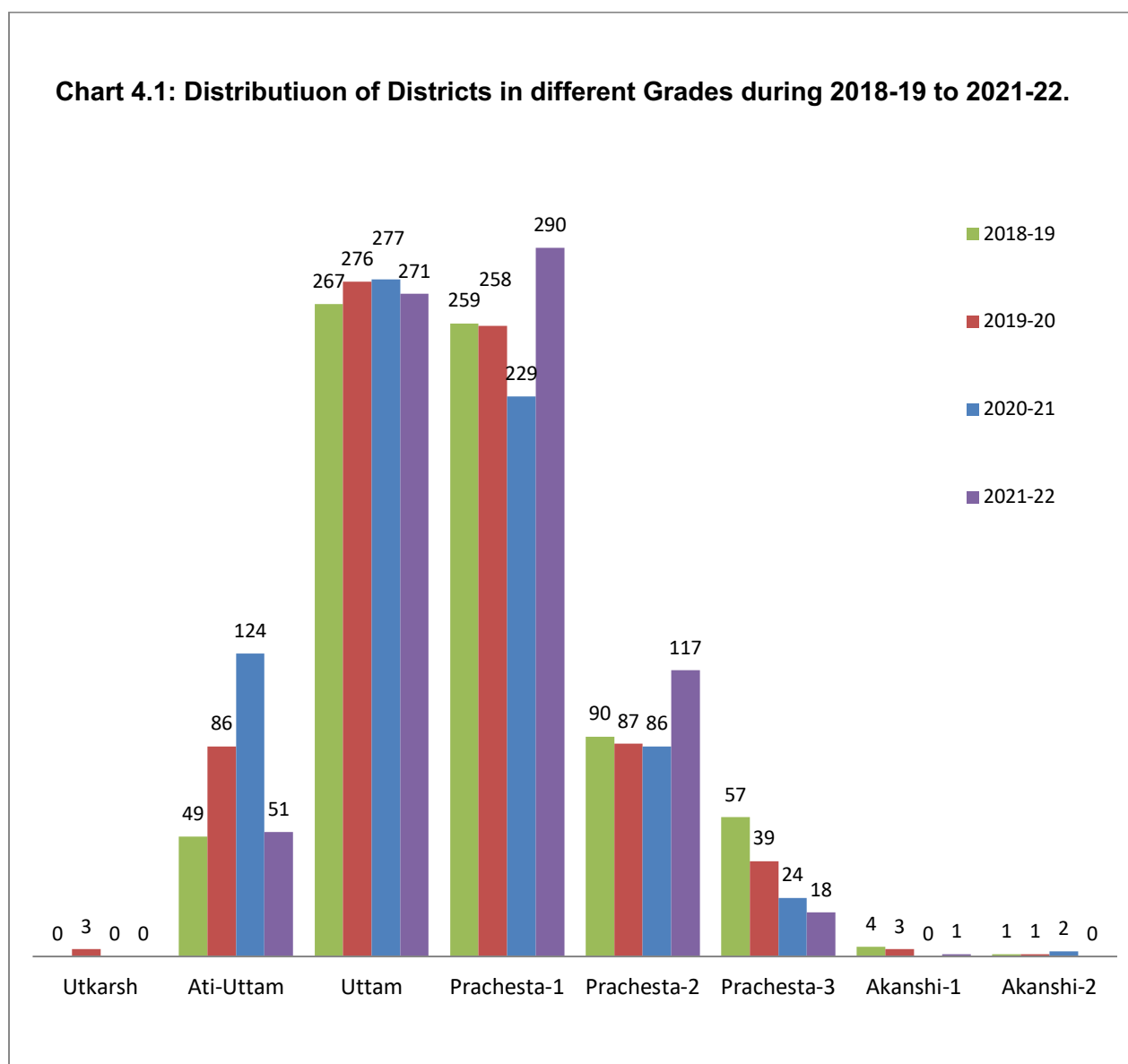
3.6. In PGI-D, the nomenclature for PGI score is classified into various grades. Highest achievable Grade in PGI-D is Daksh, which is for Districts scoring more than 90% of the total points in that category or overall. The category overall scores are then reduced by an equal width of 10 % of total points of in that category or overall points for arriving to the next Grade. For example, Utkarsh is for the district having PGI score of 81% to 90%, Ati-Uttam: 71% to 80%, Uttam: 61% to 70%, Prachesta-1: 51% to 60%, Prachesta-2: 41% to 50%, Prachesta-3: 31% to 40%, Akanshi-1: 21% to 30%, Akanshi-2: 11% to 20%. The last one, namely Akanshi-3 is for scores upto 10%. Thus, position of a district in different grading categories is relative and can change depending upon its performance in each year. At the same time, all districts can occupy the highest-Grade Daksh simultaneously, and that is the ultimate objective of this exercise.

3.7 The PGI-D 2020-21 covers 742 districts including 9 new districts created during year viz., five in Tamil Nadu (Kalakurichi, Chengalpattu, Ranipet, Tirupathur, Tenkasi), one in Chhattisgarh (Gourela Pendra Marvahi), three in Mizoram (Saitual, Hnahthial, Khawzawl). Similarly, PGI-D 2021-22, is based on 748 districts with six new districts created during the year viz., two in Assam (Bajali & Tamulpur), one in Karnataka (Vijayapura), one in Punjab (Malerkotla) and two in Sikkim.



IV. Summary of PGI-D

4.1 The Grades attained by Districts during 2018-19 to 2021-22 are in Chart 4.1. Being the Covid Pandemic years and learning outcomes based on NAS 2021 have impacted the performance of districts during 2020-21 to 2021-22 as compared to 2019-20. None of the districts attained top two grade viz., **Daksh** and Utkarsh during 2020-21 & 2021-22 implying there is ample scope for the districts to further improve their performance in future years. Year wise performance analysis of districts reveals that, 79 districts made consistent improvement in PGI-D scores in last 4 years viz., 2018-19 to 2021-22, whereas 25 districts consistently performed poorly during the same period. In spite of Covid pandemic at its peak in 2021-22, 290 districts have made notable improvement in their performance when compared 2019-20 (pre-pandemic) with 2021-22.



4.2 Grade level Improvement of districts in 2021-22: A major purpose of the PGI is creation of an environment that would nudge each district to improve its performance continuously. Overall 194 districts have made grade level improvement in 2021-22 as compared to 2018-19, and of these 194, 7 districts had highest performance securing 3 grade jumps in 2021-22 as compared 2018-19, 23 districts improved their performance by securing upward shift of two grades in 2021-22, 164 districts improved their grade by one level in 2021-22 as compared to 2018-19. Total of 375 districts remained in the same grade in 2021-22 as compared to 2018-19 and remaining 158 district's performance deteriorated during 2021-22 as compared to 2018-19. The comparison is given in below table:

Year	2021-22							
Grade matrix	Ati-Uttam	Uttam	Prachesta-1	Prachesta-2	Prachesta-3	Akanshi-1	Total	
2018-19	Ati-Uttam	17	29	3			49	
	Uttam	27	154	85	1		267	
	Prachesta-1	3	66	153	35	2	259	
	Prachesta-2		11	37	39	2	90	
	Prachesta-3	1	4	7	33	12	57	
	Akanshi-1			1	2	1	4	
	Akanshi-2				1		1	
	New Districts	3	7	4	6	1	21	
	Total	51	271	290	117	18	1	748

3 level improvement
 2 level improvement
 One level improvement
 Remained in same grade
 Grade level deterioration

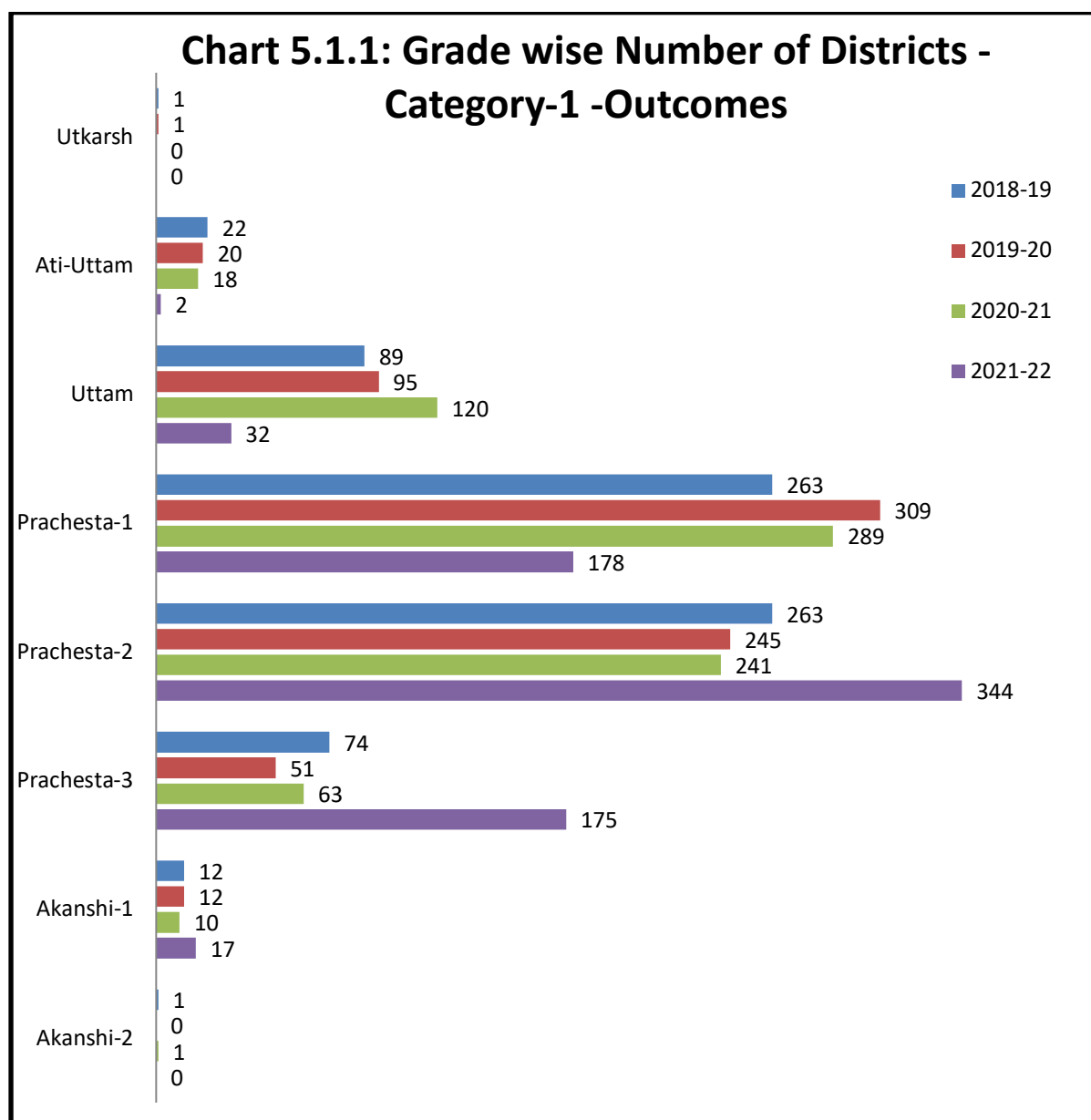
4.3 The summary and category wise PGI-D scores of Districts for the year 2020-21 and 2021-22 are given at **Annexure-I** and **Annexure-II** respectively. The details of scores obtained by the district in last four years along with grade obtained are presented in **Annexure-III**.

IV. Category/ Domain wise PGI district score card

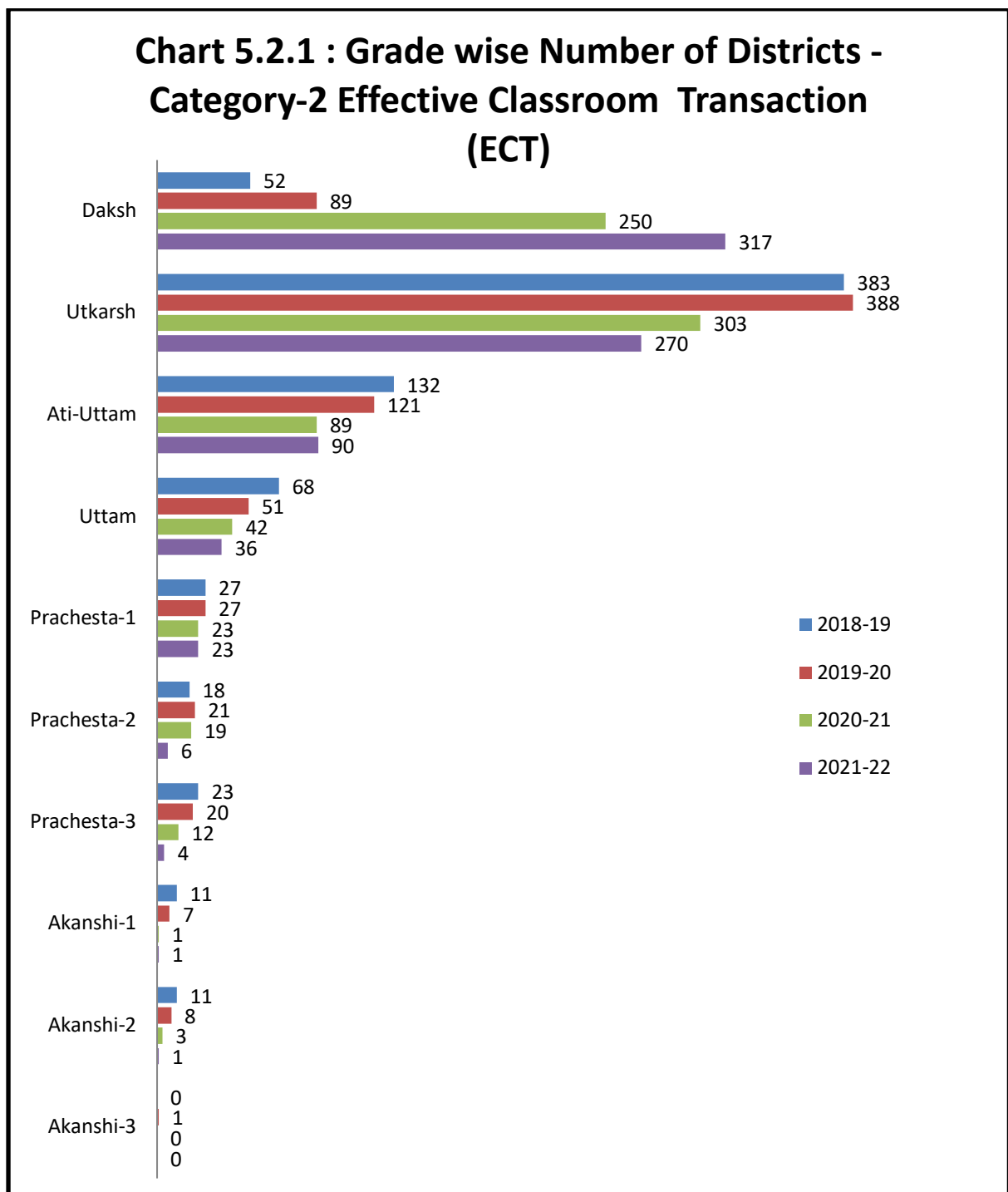
5 The PGI-D scores are the aggregate score of 6 categories of educational attainment of districts viz., (i) Outcomes (ii) Effective Classroom Interactions (iii) Infrastructure Facilities & Student's Entitlements (iv) School Safety & Child Protection (v) Digital Learning and (vi) Governance Process. The performance of districts in each

of these category are presented in this section to highlight areas of good practices and weak links among districts so as to provide insights into future action plan by districts.

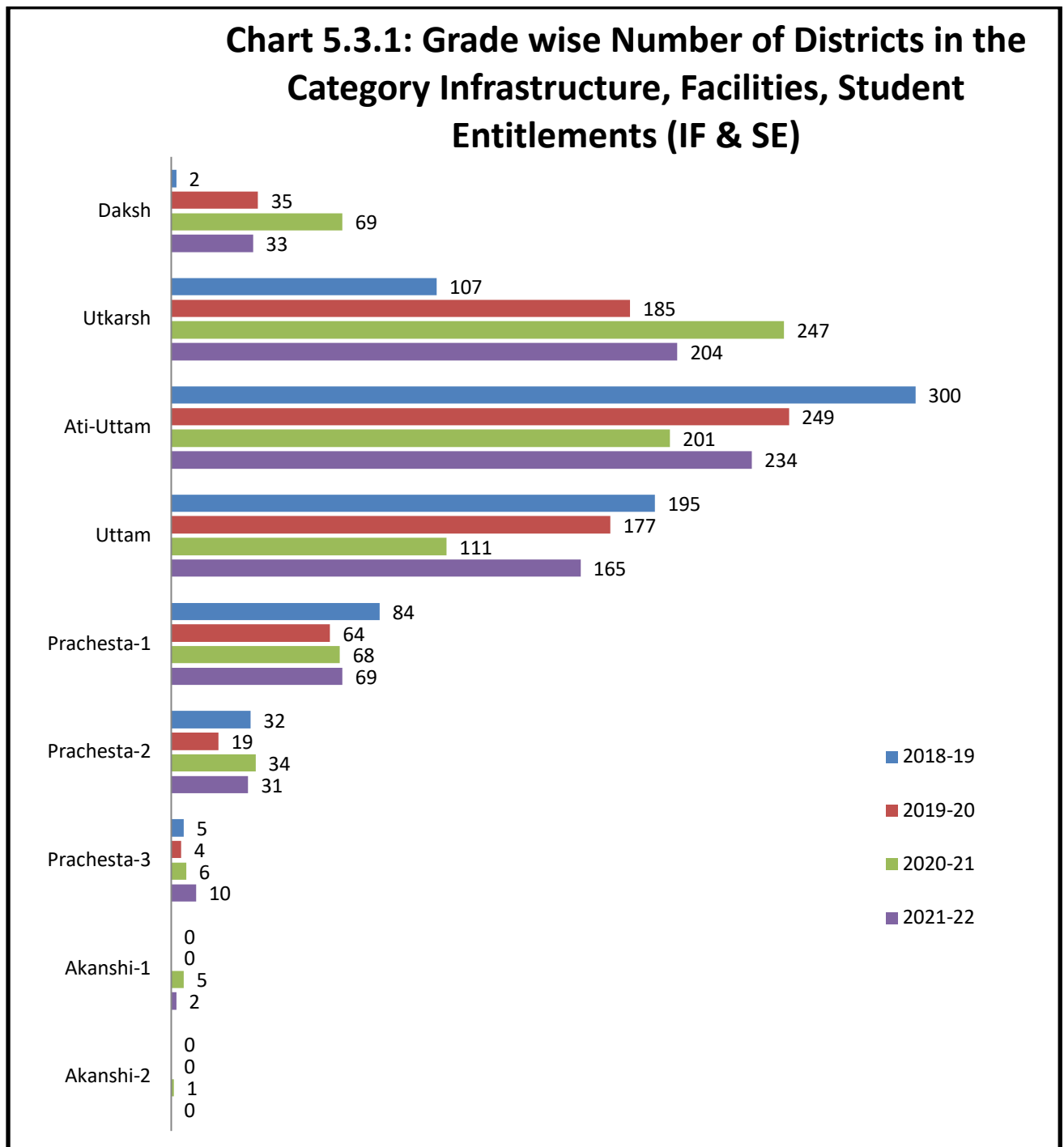
5.1 Chart 5.1.1 depicts performance of districts in the 1st Category viz., Outcomes. This category has 290 points out of 600 points or 48% weightage in the Index and is also predominantly a qualitative assessment based indicator. The Outcomes scores shows that, 11 districts made grade level improvement by two or more notches, 65 districts made grade level improvement by one notch as compared to 2019-20 and 90 districts have made improvement in their score 2021-22 but remained in the same grade of 2019-20. However, none of the districts attained top two grade viz., *Daksh* and *Utkarsh* during 2020-21 & 2021-22 in this category indicating ample scope for making improvement by districts on qualitative aspects of school education.



5.2 The Chart 5.2.1 shows the performance of districts in the 2nd category viz., Effective Classroom Transactions. During 2021-22, total of 613 districts made improvement in scores of which 60 districts made more than 20 % improvement in scores and 124 districts improved their score by over 10 % resulting into grade level improvement in 2021-22. Notably, maximum number of districts were shifted to top end of the Index which is the ultimate goal of PGI-D.

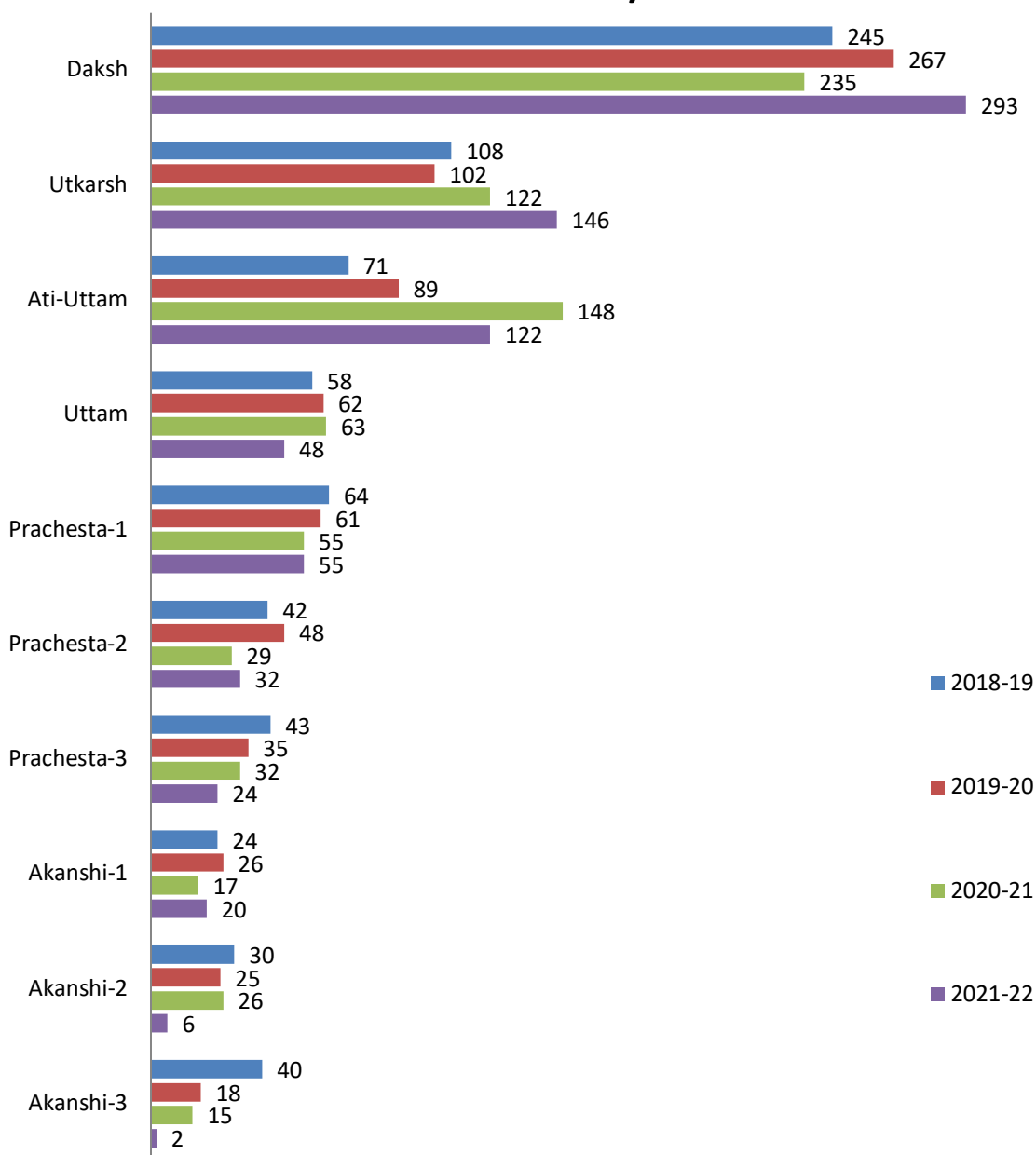


5.3 Chart 5.3.1 depicts the attainment of districts in 3rd category- Infrastructure, Facilities, Student Entitlements (IF & SE). Overall 362 districts made improvement in score during 2021-22 as compared to 2019-20, of these 228 districts made grade level improvement. It is also noted that, 31 districts made over 20 % improvement in score or jumping two grades, 93 districts made an improvement of over 10 % or a one grade improvement.



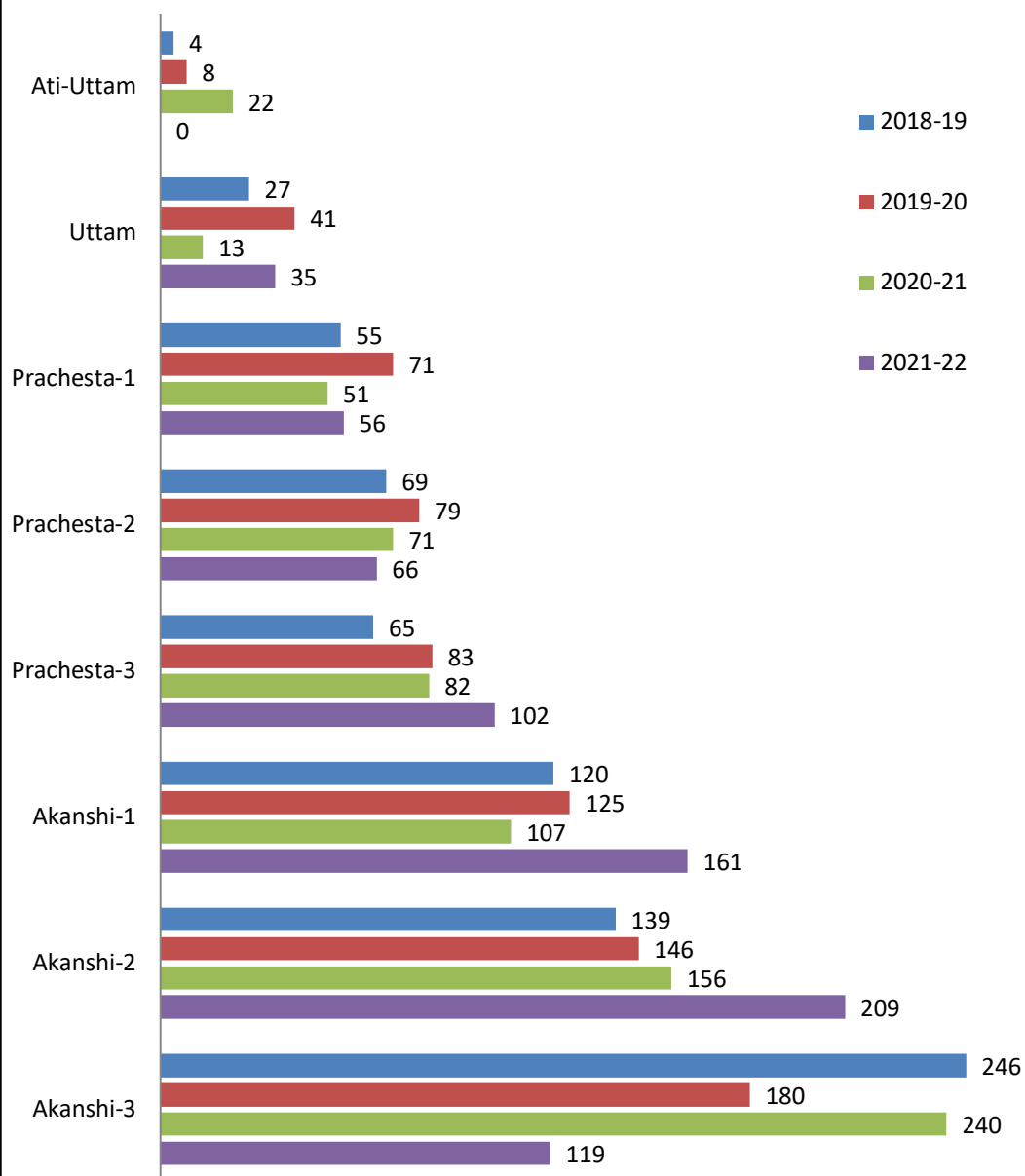
5.4 Chart 5.4.1 presents grade wise number of districts in 4th category viz., School Safety and Child Protection (SS &CP) during 2021-22. In this category, 168 districts made score improvement of over 20 % in 2021-22 as compared to 2019-20, another 99 districts made more than 10 % improvement in score during 2021-22. Overall grade level improvement during 2021-22 is 326.

Chart 5.4.1: Grade wise Number of Districts in the Category- School Safety and Child Protection (SS &CP)



5.5 The Chart 5.5.1 represents the details of districts in various grades in the 5th category viz., Digital Learning (DL) in 2021-22. Under this category, 10 districts have shown over 20 % improvement in score and 74 districts shown improvement of over 10 % in score during 2021-22 as compared to 2019-20. Overall grade level improvement in 2021-22 under the category is 202 districts. However, it is noticed that majority of districts are still bottom 3 grades indicating need for boosting digital learning aspect.

Chart 5.5.1: Grade wise Number of Districts - Category- 5 Digital Learning (DL)



5.6 The Chart 5.6.1 indicates the details of districts in 6th category viz., Governance Processes (GP) in 2021-22. In this category, 81 districts made over 20 % improvements in score and another 82 districts improved their category score by over 10 % during 2021-22. Overall grade level improvement in the category governance process during 2021-22 is 270.

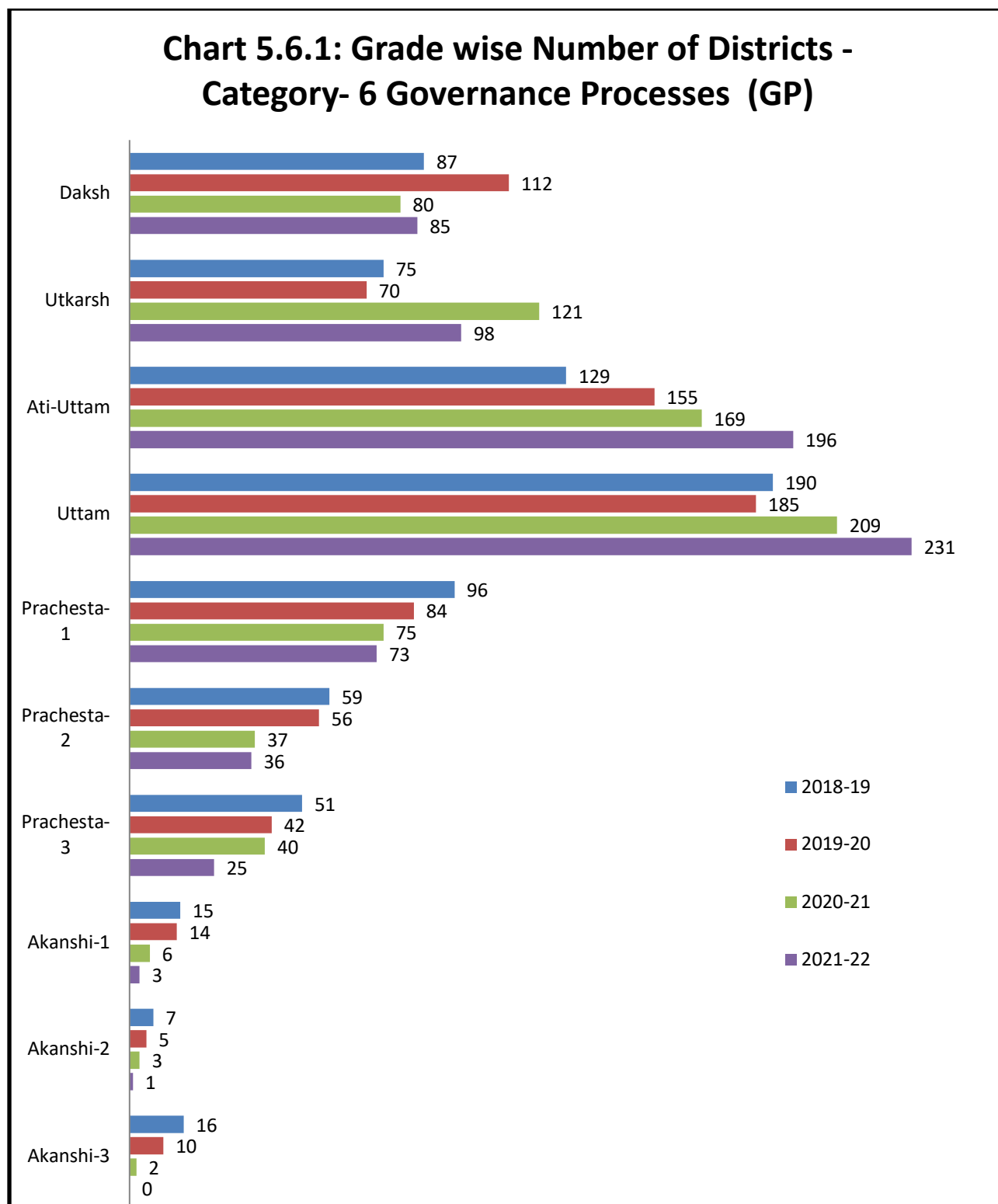


Table 1: District wise Score for all Six categories of PGI-D for 2020-21

Sr. no.	State/UT	District	Grade	District score 2020-21							
				Overall I	Category						
					1.Outcome (290)	2. ECT (90)	3. IF&S E (51)	4.S S&C P (35)	5. DL (50)	6. GP (84)	
1	2	3	4	5	6	7	8	9	10	11	
1	Andaman & Nicobar Islands	Andamans	Uttam	402	151	84	43	35	21	68	
2		Middle And North Andamans		401	159	83	40	35	14	70	
3		Nicobars		390	142	85	45	35	15	68	
4	Andhra Pradesh	Krishna	Ati-Uttam	429	193	83	38	29	8	78	
5		Guntur		425	183	83	40	34	8	77	
6		Vizianagaram	Uttam	419	181	82	39	35	6	76	
7		Kadapa		416	189	78	38	33	7	71	
8		Prakasam		412	189	78	36	31	6	72	
9		Nellore		409	180	74	34	32	14	75	
10		East Godavari		407	211	77	42	32	8	37	
11		Chittoor		397	162	80	37	35	11	72	
12		Anantapur		385	188	67	35	23	6	66	
13		Srikakulam		373	203	83	31	30	5	21	
14		Visakhapatnam	370	168	71	34	24	8	65		
15		West Godavari	Prachesta-1	333	155	78	36	20	8	36	
16		Kurnool		316	142	83	24	33	8	26	
17		Arunachal Pradesh	Lower Subansiri	Prachesta-1	327	141	66	37	22	10	51
18			Tirap		311	147	61	34	23	4	42
19			Kamle		304	159	55	30	15	2	43
20	Lower Dibang Valley		Prachesta-2	294	92	78	36	24	10	54	
21	Lower Siang			293	121	67	27	23	2	53	
22	Tawang			291	120	59	42	13	6	51	
23	West Siang			288	124	63	29	18	6	48	
24	Shi Yomi			287	122	58	28	20	4	55	
25	Capital Complex Itanagar			286	116	48	35	13	15	59	
26	Kra Dadi			274	109	59	33	18	1	54	
27	Siang			270	112	59	37	16	3	43	
28	East Siang	266	94	60	34	17	7	54			

Table 1: District wise Score for all Six categories of PGI-D for 2020-21

Sr. no.	State/UT	District	Grade	District score 2020-21						
				Overall	Category					
					1.Outcome (290)	2. ECT (90)	3. IF&S E (51)	4.S S&C P (35)	5. DL (50)	6. GP (84)
1	2	3	4	5	6	7	8	9	10	11
29	Assam	Pakke Kessang	Prachesta-3	265	109	55	34	15	3	49
30		Kurung Kumey		263	118	52	26	13	5	49
31		Lepa Rada		262	99	61	30	16	6	50
32		Namsai		258	99	66	30	7	3	53
33		Lohit		253	135	47	32	8	3	28
34		Changlang		250	78	62	39	20	5	46
35		Dibang Valley		249	97	48	37	16	4	47
36		East Kameng		241	99	53	32	6	2	49
37		Anjaw		238	103	60	34	6	1	34
38		Upper Siang		230	92	53	37	11	5	32
39		West Kameng		228	94	56	28	2	9	39
40		Upper Subansiri		227	86	51	32	16	7	35
41		Papum Pare		209	117	17	34	0	2	39
42		Longding		195	75	47	30	3	6	34
43	Assam	Morigaon	Uttam	393	183	77	42	24	4	63
44		Jorhat		384	164	82	43	32	5	58
45		Udalguri		384	161	82	38	29	3	71
46		Dibrugarh		378	155	86	39	34	5	59
47		Kamrup-Metro		378	174	75	40	23	11	55
48		Majuli		375	160	81	39	31	4	60
49		Hojai		372	183	63	46	22	3	55
50		Darrang		367	154	75	41	27	5	65
51		Biswanath		364	154	76	41	34	3	56
52		Cachar		364	168	75	42	19	3	57
53		Kamrup-Rural		363	166	79	43	18	3	54
54		Sibsagar		361	164	70	38	23	4	62
55		Goalpara		360	144	70	47	33	2	64
56		Bongaigaon		358	172	67	33	24	3	59
57		Dima Hasao		358	162	78	37	30	2	49
58		Golaghat		354	152	76	40	29	4	53
59		Nagaon		352	167	63	41	20	3	58
60		Tinsukia		351	149	78	39	22	6	57
61	Hailakandi	349	168	71	34	15	2	59		
62	Charaideo	342	155	69	39	27	3	49		

Table 1: District wise Score for all Six categories of PGI-D for 2020-21

Sr. no.	State/UT	District	Grade	District score 2020-21								
				Overall	Category							
					1.Outcome (290)	2. ECT (90)	3. IF&SE (51)	4.S S&CP (35)	5. DL (50)	6. GP (84)		
1	2	3	4	5	6	7	8	9	10	11		
63		Nalbari		341	173	65	39	14	3	47		
64		Lakhimpur		338	175	50	37	17	3	56		
65		Karimganj		336	159	78	35	27	2	35		
66		Kokrajhar		335	178	50	38	13	2	54		
67		Barpeta		333	163	46	38	20	3	63		
68		Sonitpur		326	137	66	40	24	5	54		
69		South Salmara-Mankachar		313	149	65	37	18	1	43		
70		Karbi Anglong		311	142	62	43	26	3	35		
71		Dhemaji		310	134	58	42	20	3	53		
72		Dhubri		308	154	58	33	11	2	50		
73		West Karbi Anglong		306	136	59	38	22	2	49		
74		Chirang		291	141	46	34	17	4	49		
75		Baksa		283	137	59	32	19	2	34		
76		Bihar		Patna	Prachesta-1	358	162	76	26	30	9	55
77				Lakhisarai		357	157	79	33	32	4	52
78	Vaishali		343	146		79	26	30	9	53		
79	Nawada		342	144		80	32	29	3	54		
80	Kaimur (Bhabua)		340	153		73	28	29	2	55		
81	Nalanda		338	154		76	27	25	5	51		
82	Arwal		335	144		79	29	24	4	55		
83	Begusarai		335	155		71	28	25	3	53		
84	Rohtas		335	140		79	30	27	3	56		
85	Samastipur		334	143		79	26	35	2	49		
86	Siwan		333	149		78	28	24	3	51		
87	Gopalganj		333	160		76	24	21	3	49		
88	Muzaffarpur		333	136		79	27	33	4	54		
89	Aurangabad (Bihar)		332	146		77	27	24	5	53		
90	Katihar		332	141		77	26	35	3	50		
91	Jehanabad		330	135		77	31	29	12	46		
92	Munger		329	147		73	22	34	3	50		
93	Khagaria		326	145		76	29	20	2	54		
94	Purba Champaran		325	135		82	24	30	3	51		

Table 1: District wise Score for all Six categories of PGI-D for 2020-21

Sr. no.	State/UT	District	Grade	District score 2020-21						
				Overall	Category					
					1.Outcome (290)	2. ECT (90)	3. IF&SE (51)	4.S S&CP (35)	5. DL (50)	6. GP (84)
1	2	3	4	5	6	7	8	9	10	11
95		Madhubani		324	140	75	21	28	7	53
96		Supaul		323	141	78	21	32	4	47
97		Sheikhpura		322	135	77	31	25	4	50
98		Sheohar		321	146	79	22	22	3	49
99		Saharsa		321	127	74	30	33	2	55
100		Saran		321	148	74	22	24	2	51
101		Bhagalpur		320	139	72	23	33	4	49
102		Pashchim Champaran		320	142	77	28	20	2	51
103		Jamui		319	139	76	29	21	2	52
104		Bhojpur		315	129	70	26	30	5	55
105		Buxar		313	139	72	22	24	4	52
106		Purnia		312	131	76	24	33	4	44
107		Madhepura		309	136	73	12	29	3	56
108		Kishanganj	307	119	74	29	35	1	49	
109		Sitamarhi	302	132	67	25	23	2	53	
110		Araria	302	134	66	28	27	2	45	
111		Darbhanga	300	123	75	24	26	3	49	
112		Gaya	299	134	72	25	19	5	44	
113		Banka	288	133	77	24	20	3	31	
114		Chandigarh	Chandigarh	Ati-Uttam	463	190	88	49	33	32
115	Chhattisgarh	Surguja	Ati-Uttam	431	204	81	47	29	14	56
116		Surajpur	Uttam	406	179	82	45	28	4	68
117		Durg		402	163	85	45	27	12	70
118		Jashpur		399	167	81	45	29	4	73
119		Dhamtari		393	141	82	47	31	21	71
120		Balod		391	159	81	45	27	12	67
121		Mungeli		389	157	83	43	29	12	65
122		Raipur		382	144	81	43	27	14	73
123		Mahasamund		381	150	83	45	29	6	68
124		Balrampur Cg		381	164	79	44	28	3	63
125		Balodabazar		379	153	79	43	29	7	68
126		Raigarh		379	148	80	44	30	5	72
127		Janjgir - Champa		378	133	85	44	29	12	75
128		Korba		376	148	80	44	30	12	62

Table 1: District wise Score for all Six categories of PGI-D for 2020-21

Sr. no.	State/UT	District	Grade	District score 2020-21						
				Overall	Category					
					1.Outcome (290)	2. ECT (90)	3. IF&S E (51)	4.S S&C P (35)	5. DL (50)	6. GP (84)
1	2	3	4	5	6	7	8	9	10	11
129		Gariaband		375	152	79	43	27	4	70
130		Baster		373	152	76	44	31	4	66
131		Bemetara		372	153	80	43	24	7	65
132		Kawardha		372	147	80	44	26	5	70
133		Bilaspur		366	146	78	42	28	8	64
134		Kanker		366	131	72	43	30	20	70
135		Dantewada		365	134	83	46	27	5	70
136		Kondagaon		363	143	80	44	25	3	68
137		Rajnandgaon		361	154	69	44	19	6	69
138		Koriya		360	137	82	44	28	6	63
139		Sukma		359	141	77	44	29	3	65
140		Narayanpur		355	129	79	44	28	4	71
141		Bijapur		345	118	80	42	32	5	68
142				Gourela Pendra Marvahi		311	87	78	43	29
143	Daman & Diu and Dadra & Nagar Haveli	Dadra And Nagar Haveli(Dist)	Ati-Uttam	428	184	82	47	27	20	68
144		Daman (Dist)	Uttam	382	139	85	37	19	28	74
145		Diu (Dist)	Uttam	379	128	79	42	30	30	70
146	Delhi	New Delhi	Ati-Uttam	447	168	88	49	35	31	76
147		West B		437	163	88	47	35	28	76
148		North		435	163	87	48	35	27	75
149		North West B		431	157	88	48	35	28	75
150		East		429	160	88	44	35	27	75
151		West A		429	162	88	41	35	28	75
152		South West B		428	153	88	47	35	30	75
153		South West A		427	157	87	43	35	30	75
154		North West A		426	153	88	47	35	27	76
155		Central		419	152	86	46	35	25	75
156		North East		415	147	88	47	35	24	74
157		South		414	144	87	44	35	29	75
158	South East	411	141	87	44	35	28	76		
159	Goa	South Goa	Uttam	376	153	79	39	28	26	51
160		North Goa		368	140	80	40	28	26	54
161	Gujarat	Botad	Ati-Uttam	455	194	80	40	35	30	76

Table 1: District wise Score for all Six categories of PGI-D for 2020-21

Sr. no.	State/UT	District	Grade	District score 2020-21						
				Overall	Category					
					1.Outcome (290)	2. ECT (90)	3. IF&SE (51)	4.S S&CP (35)	5. DL (50)	6. GP (84)
1	2	3	4	5	6	7	8	9	10	11
162		Mahesana		450	187	83	42	32	28	78
163		Navsari		448	182	85	40	35	27	79
164		Panch Mahals		444	190	81	44	32	22	75
165		Surat		444	188	86	41	22	28	79
166		Bhavnagar		441	188	85	35	21	31	81
167		Kheda		440	182	86	42	32	25	73
168		Mahisagar		439	177	84	44	31	28	75
169		Aravalli		438	175	83	42	35	21	82
170		Valsad		438	170	86	37	35	30	80
171		Vadodara		437	171	87	41	31	23	84
172		Anand		434	174	86	43	28	25	78
173		Kachchh		434	162	87	44	34	28	79
174		Banas Kantha		430	180	73	43	34	26	74
175		Tapi		430	173	83	45	33	19	77
176		Sabar Kantha		429	161	86	43	35	26	78
177		Patan		428	175	79	43	33	23	75
178		Jamnagar		425	159	84	42	35	26	79
179		Devbhoomi Dwarka		423	158	87	40	35	24	79
180		Morbi		423	164	86	43	27	26	77
181		Ahmedabad		422	163	87	39	31	27	75
182		Dohad		422	176	74	46	26	20	80
183		Junagadh		418	170	78	36	33	24	77
184		Porbandar		417	170	81	43	23	25	75
185		Rajkot		414	161	81	42	25	28	77
186		Bharuch		413	154	83	43	35	23	75
187		Narmada		409	150	86	42	35	18	78
188		Gandhinagar	Uttam	406	148	76	35	35	31	81
189		Gir Somnath		398	157	74	40	28	26	73
190		Surendranagar		396	143	86	34	35	27	71
191		The Dangs		393	152	76	40	35	15	75
192		Amreli		388	159	73	33	25	28	70
193		Chhotaudepur		388	144	73	45	28	19	79
194	Haryana	Rohtak	Uttam	389	154	82	40	25	19	69
195		Faridabad		388	156	77	42	23	22	68

Table 1: District wise Score for all Six categories of PGI-D for 2020-21

Sr. no.	State/UT	District	Grade	District score 2020-21						
				Overall	Category					
					1.Outcome (290)	2. ECT (90)	3. IF&SE (51)	4.S S&CP (35)	5. DL (50)	6. GP (84)
1	2	3	4	5	6	7	8	9	10	11
196	Himachal Pradesh	Fatehabad	Prachesta-1	383	144	86	44	28	13	68
197		Mahendragarh		378	165	75	40	20	11	67
198		Jind		375	150	71	43	30	13	68
199		Rewari		371	168	75	40	15	15	58
200		Kaithal		368	147	74	44	22	14	67
201		Hisar		367	145	75	43	25	16	63
202		Panipat		366	142	75	42	21	16	70
203		Jhajjar		365	170	62	41	12	16	64
204		Yamunanagar		365	141	79	44	22	10	69
205		Bhiwani		364	137	83	43	22	12	67
206		Charkhi Dadri		363	141	78	44	19	13	68
207		Karnal		361	142	80	34	23	14	68
208		Kurukshetra		359	136	79	41	22	12	69
209		Sonipat		359	158	69	44	20	15	53
210		Panchkula	358	141	71	43	25	14	64	
211		Ambala	344	142	62	40	26	13	61	
212		Gurugram	344	154	64	35	10	21	60	
213		Palwal	344	135	82	39	15	12	61	
214		Sirsa	342	135	74	41	21	13	58	
215		Nuh	307	100	73	43	23	7	61	
216	Himachal Pradesh	Mandi	Uttam	381	161	84	45	26	10	55
217		Kangra		376	170	76	43	25	12	50
218		Shimla	Prachesta-1	354	148	76	46	26	10	48
219		Hamirpur (H.P.)		346	154	78	43	15	13	43
220		Bilaspur (H.P.)		343	159	84	45	0	11	44
221		Kinnaur		342	136	71	45	29	14	47
222		Una		303	131	76	41	12	14	29
223		Chamba		Prachesta-2	283	126	73	36	20	7
224		Kullu	279		119	66	35	18	9	32
225		Solan	246		140	34	30	1	13	28
226		Lahul & Spiti	244		111	53	30	19	6	25
227		Sirmaur	Prachesta-3	231	106	29	22	19	8	47
228	Jammu & Kashmir	Kulgam	Prachesta-1	358	135	83	42	30	8	60
229		Srinagar		330	137	74	34	26	18	41
230		Rajauri		323	129	76	33	25	4	56

Table 1: District wise Score for all Six categories of PGI-D for 2020-21

Sr. no.	State/UT	District	Grade	District score 2020-21							
				Overall	Category						
					1.Outcome (290)	2. ECT (90)	3. IF&S E (51)	4.S S&C P (35)	5. DL (50)	6. GP (84)	
1	2	3	4	5	6	7	8	9	10	11	
231		Bandipora		321	145	79	37	21	6	33	
232		Ganderbal		319	120	77	39	24	8	51	
233		Baramula		315	136	75	38	9	5	52	
234		Jammu		308	134	74	26	18	12	44	
235		Kupwara		305	141	69	26	13	5	51	
236		Anantnag		304	131	62	34	16	6	55	
237		Shopian		297	135	64	39	21	6	32	
238		Badgam		295	146	48	33	10	7	51	
239		Ramban		288	132	76	34	10	4	32	
240		Pulwama		287	115	62	36	15	6	53	
241		Doda	282	109	75	35	25	7	31		
242		Samba	265	130	63	37	14	9	12		
243		Kishtwar	259	103	75	31	11	4	35		
244		Kathua	254	105	64	34	14	6	31		
245		Punch	254	125	52	29	10	5	33		
246		Udhampur	220	92	65	31	15	5	12		
247		Reasi	204	72	66	26	19	4	17		
248		Jharkhand	Saraikela-Kharsawan	Uttam	403	175	84	36	35	9	64
249			Ramgarh		390	178	81	41	22	9	59
250			Dhanbad		388	186	70	40	21	8	63
251	Giridih		375		155	76	37	33	5	69	
252	Chatra		374		161	77	39	29	9	59	
253	Hazaribag		369		168	85	29	10	13	64	
254	Ranchi		367		154	77	41	27	10	58	
255	Pakaur		346		151	69	41	21	4	60	
256	Palamu		345	152	80	41	30	11	31		
257	Pashchimi Singhbhum		345	167	76	36	2	12	52		
258	Deoghar		340	162	79	33	10	6	50		
259	Latehar		333	140	70	35	19	10	59		
260	Kodarma		325	150	66	33	22	9	45		
261	Godda		324	161	67	25	7	5	59		
262	Jamtara		324	145	73	30	15	5	56		
263	Purbi Singhbhum		321	141	70	33	10	9	58		
264	Khunti		320	136	76	33	14	5	56		

Table 1: District wise Score for all Six categories of PGI-D for 2020-21

Sr. no.	State/UT	District	Grade	District score 2020-21						
				Overall	Category					
					1.Outcome (290)	2. ECT (90)	3. IF&SE (51)	4.S S&CP (35)	5. DL (50)	6. GP (84)
1	2	3	4	5	6	7	8	9	10	11
265		Garhwa	Prachesta-2	311	141	61	31	15	5	58
266		Lohardaga		307	131	70	24	9	10	63
267		Simdega		303	126	75	30	17	4	51
268		Gumla		291	145	66	33	5	5	37
269		Sahibganj		287	125	68	22	13	5	54
270		Bokaro		267	168	33	18	6	10	32
271		Dumka		243	144	38	27	0	3	31
272	Karnataka	Dharwad	Ati-Uttam	446	205	85	39	35	19	63
273		Belagavi Chikkodi		437	219	82	39	30	10	57
274		Gadag		433	192	85	43	35	14	64
275		Belagavi		432	209	80	40	31	11	61
276		Uttara Kannada		431	208	78	43	32	13	57
277		Bengaluru Rural		430	190	84	46	35	13	62
278		Koppal		429	192	84	40	35	16	62
279		Chitradurga		428	199	82	43	31	13	60
280		Haveri		428	192	83	42	32	21	58
281		Hassan		428	203	82	45	33	9	56
282		Uttara Kannada Sirsi		426	187	84	46	34	15	60
283		Bagalkot		425	210	81	41	22	18	53
284		Kodagu		425	177	84	49	35	20	60
285		Davanagere		420	198	83	35	33	12	59
286		Dakshina Kannada		417	171	85	42	33	25	61
287		Vijayapura		417	199	84	29	35	12	58
288		Tumakuru		415	194	77	40	31	17	56
289		Udupi		415	174	86	43	34	19	59
290		Raichur		412	194	77	39	30	18	54
291		Ballari		411	191	83	40	30	13	54
292	Kolar	411	172	83	39	35	21	61		
293	Bengaluru U North	409	163	78	41	32	31	64		
294	Mysuru	409	170	83	47	35	13	61		
295	Ramanagara	408	200	76	34	25	12	61		
296	Shivamogga	408	172	79	46	28	23	60		

Table 1: District wise Score for all Six categories of PGI-D for 2020-21

Sr. no.	State/UT	District	Grade	District score 2020-21						
				Overall	Category					
					1.Outcome (290)	2. ECT (90)	3. IF&SE (51)	4.S S&CP (35)	5. DL (50)	6. GP (84)
1	2	3	4	5	6	7	8	9	10	11
297		Bengaluru U South		407	170	78	40	29	31	59
298		Chikkamangaluru		402	160	83	42	35	24	58
299		Chikkaballapura		400	166	83	40	35	20	56
300		Mandya		399	168	81	46	30	15	59
301		Yadagiri		397	187	77	39	32	9	53
302		Bidar		396	172	83	43	34	22	42
303		Tumakuru Madhugiri		396	182	79	45	25	11	54
304		Chamarajana gara		389	176	78	37	30	10	58
305		Kalburgi		375	167	77	39	22	11	59
306		Kerala		Kollam	Ati-Uttam	476	203	87	46	35
307	Thiruvananthapuram		476	206		84	46	35	29	76
308	Kannur		469	192		85	48	35	26	83
309	Thrissur		468	194		81	49	34	29	81
310	Kozhikode		467	193		83	47	35	27	82
311	Ernakulam		463	188		86	48	35	28	78
312	Alappuzha		461	187		86	43	35	27	83
313	Malappuram		457	186		85	47	35	26	78
314	Palakkad		450	172		84	47	34	31	82
315	Pathanamthitta		450	176		85	48	35	27	79
316	Kasaragod		445	170		86	46	35	25	83
317	Idukki		443	175		85	46	35	24	78
318	Kottayam		442	180		80	44	29	27	82
319	Wayanad		433	172		77	48	27	27	82
320	Ladakh	Kargil	Uttam	368	134	83	45	35	15	56
321		Leh (Ladakh)	Prachesta-1	325	121	73	37	27	14	53
322	Lakshadweep	Lakshadweep	Uttam	398	140	86	49	35	31	57
323	Madhya Pradesh	Sagar	Uttam	379	172	80	42	30	4	51
324		Bhopal		374	150	83	39	35	13	54
325		Hoshangabad		371	148	84	42	25	6	66
326		Narsimhapur		368	189	74	36	20	5	44
327		Dewas		363	151	80	35	30	3	64
328		Indore		Prachesta-1	359	144	84	36	30	10

Table 1: District wise Score for all Six categories of PGI-D for 2020-21

Sr. no.	State/UT	District	Grade	District score 2020-21						
				Overall	Category					
					1.Outcome (290)	2. ECT (90)	3. IF&SE (51)	4.S S&CP (35)	5. DL (50)	6. GP (84)
1	2	3	4	5	6	7	8	9	10	11
329		Chhatarpur		353	139	84	45	33	4	48
330		Agar Malwa		349	156	83	32	30	5	43
331		Neemuch		349	146	81	38	26	7	51
332		Shahdol		349	138	83	39	27	2	60
333		Burhanpur		348	145	75	37	33	5	53
334		Rajgarh		346	142	80	38	31	5	50
335		Damoh		342	144	80	38	33	5	42
336		Seoni		342	136	77	45	25	4	55
337		Mandsaur		341	130	84	43	30	4	50
338		Betul		340	139	75	37	25	4	60
339		Gwalior		340	125	79	41	24	10	61
340		Jabalpur		338	131	83	34	30	6	54
341		Shivpuri		338	134	80	42	26	3	53
342		Datia		337	124	81	38	28	5	61
343		Shajapur		336	142	75	36	26	6	51
344		Khandwa		335	133	72	39	30	4	57
345		Khargone		334	123	77	39	30	4	61
346		Niwari		333	137	74	40	30	3	49
347		Rewa		333	128	76	38	31	3	57
348		Tikamgarh		331	134	79	33	27	4	54
349		Dindori		327	116	83	43	31	2	52
350		Sehore		327	145	74	34	22	6	46
351		Dhar		326	136	69	37	24	4	56
352		Satna		325	120	76	37	28	3	61
353		Mandla		324	127	76	37	25	3	56
354		Raisen		323	132	80	38	20	5	48
355		Ratlam		323	120	80	38	30	5	50
356		Ashoknagar		321	131	71	34	20	4	61
357		Anuppur		320	127	73	35	29	3	53
358		Bhind		319	125	83	38	30	4	39
359		Balaghat		318	145	69	38	20	3	43
360		Sheopur		318	115	73	38	21	2	69
361		Vidisha		317	117	82	36	26	4	52
362		Barwani		316	121	75	35	24	3	58
363		Chhindwara		315	146	69	36	6	4	54

Table 1: District wise Score for all Six categories of PGI-D for 2020-21

Sr. no.	State/UT	District	Grade	District score 2020-21						
				Overall	Category					
					1.Outcome (290)	2. ECT (90)	3. IF&S E (51)	4.S S&C P (35)	5. DL (50)	6. GP (84)
1	2	3	4	5	6	7	8	9	10	11
364	Maharashtra	Ujjain	Prachesta-2	314	115	76	38	27	6	52
365		Umaria		313	120	74	33	30	4	52
366		Harda		311	115	74	37	32	5	48
367		Panna		308	106	79	38	30	3	52
368		Morena		307	127	72	36	25	2	45
369		Singrauli		300	101	81	41	25	5	47
370		Sidhi	300	116	75	37	24	3	45	
371		Guna	299	118	74	35	23	3	46	
372		Katni	291	106	72	36	21	5	51	
373		Alirajpur	287	80	77	37	30	9	54	
374		Jhabua	258	92	78	33	5	2	48	
375		Satara	441	Ati-Uttam	197	85	41	35	24	59
376		Sindhudurg	436		206	81	37	35	19	58
377		Bid	429		202	84	43	31	15	54
378	Ratnagiri	429	193		83	43	35	19	56	
379	Pune	428	175		85	48	35	25	60	
380	Ahmadnagar	420	Uttam	180	82	35	36	29	58	
381	Osmanabad	417		173	84	44	35	24	57	
382	Latur	417		176	86	39	35	21	60	
383	Gadchiroli	416		184	81	48	35	15	53	
384	Mumbai (Suburban)	415		139	88	40	35	34	79	
385	Nashik	414		164	86	48	34	24	58	
386	Bhandara	414		162	84	48	34	26	60	
387	Gondiya	412		159	83	49	35	27	59	
388	Sangli	412		173	86	38	35	22	58	
389	Aurangabad (Maharashtra)	411		168	85	41	35	29	53	
390	Hingoli	410		188	80	29	34	20	59	
391	Raigarh (Maharashtra)	408		175	82	45	32	18	56	
392	Nandurbar	406		172	84	39	35	19	57	
393	Mumbai li	406		143	87	38	35	31	72	
394	Buldana	405	175	85	39	30	16	60		
395	Thane	405	166	84	36	33	25	61		
396	Nanded	403	162	84	43	31	23	60		
397	Jalgaon	402	167	84	34	32	29	56		

Table 1: District wise Score for all Six categories of PGI-D for 2020-21

Sr. no.	State/UT	District	Grade	District score 2020-21						
				Overall	Category					
					1.Outcome (290)	2. ECT (90)	3. IF&SE (51)	4.S S&CP (35)	5. DL (50)	6. GP (84)
1	2	3	4	5	6	7	8	9	10	11
398	Maharashtra	Kolhapur	Prachesta-2	401	177	81	37	26	28	52
399		Dhule		399	177	81	40	25	17	59
400		Solapur		397	174	81	45	22	22	53
401		Amravati		397	155	86	47	30	20	59
402		Chandrapur		397	148	85	48	35	30	51
403		Washim		397	177	83	29	33	18	57
404		Parbhani		395	169	79	34	28	19	66
405		Akola		394	156	81	43	35	25	54
406		Palghar		394	157	84	43	35	19	56
407		Jalna		392	150	83	39	35	26	59
408		Wardha		389	148	82	41	34	25	59
409		Yavatmal		388	142	83	48	33	23	59
410		Nagpur		385	159	79	43	30	22	52
411		Manipur		Kakching	Prachesta-2	286	143	47	40	7
412	Senapati		281	141		43	36	7	5	49
413	Imphal West		268	129		42	40	6	12	39
414	Thoubal		266	134		39	38	6	8	41
415	Noney		262	140		33	37	7	5	40
416	Tengnoupal		257	139		41	38	4	5	30
417	Imphal East		257	135		38	39	7	10	28
418	Jiribam		254	126		44	37	5	4	38
419	Kamjong		254	136		39	37	6	1	35
420	Churachandpur		250	131		38	38	3	8	32
421	Bishnupur		245	128	28	37	6	9	37	
422	Chandel		245	138	32	36	4	4	31	
423	Tamenglong		245	128	40	37	4	4	32	
424	Kangpokpi		234	129	28	35	3	5	34	
425	Ukhrul		233	126	33	31	3	5	35	
426	Pherzawl		232	113	46	36	6	3	28	
427	Meghalaya	East Khasi Hills	Prachesta-2	259	127	44	22	10	6	50
428		South West Garo Hills		256	125	38	21	11	2	59
429		South West Khasi Hills		250	117	42	20	13	1	57
430		West Khasi Hills	Prachesta-3	228	114	38	27	10	2	37

Table 1: District wise Score for all Six categories of PGI-D for 2020-21

Sr. no.	State/UT	District	Grade	District score 2020-21							
				Overall	Category						
					1.Outcome (290)	2. ECT (90)	3. IF&SE (51)	4.S S&CP (35)	5. DL (50)	6. GP (84)	
1	2	3	4	5	6	7	8	9	10	11	
431		Ri Bhoi		225	105	39	21	13	3	44	
432		West Garo Hills		222	111	51	16	9	2	33	
433		West Jaintia Hills		221	99	42	21	12	2	45	
434		East Jaintia Hills		208	105	27	22	6	3	45	
435		North Garo Hills		202	96	33	19	9	2	43	
436		South Garo Hills		202	91	33	15	9	1	53	
437		East Garo Hills		196	90	39	7	16	2	42	
438		Mizoram		Champhai	Prachesta-1	320	126	68	43	18	10
439	Aizawl		310	137		56	41	15	3	58	
440	Saiha		309	121		66	41	22	5	54	
441	Saitual		309	134		64	43	13	9	46	
442	Serchhip		308	134		55	45	12	6	56	
443	Mamit		301	99		76	43	13	10	60	
444	Kolasib		Prachesta-2	278	136	58	40	6	6	32	
445	Hnahthial			269	115	61	34	14	5	40	
446	Lawngtlai			262	101	71	36	7	3	44	
447	Khawzawl			259	126	52	33	10	7	31	
448	Lunglei		Prachesta-3	232	119	41	35	1	5	31	
449	Nagaland		Phek	Prachesta-2	290	136	64	33	15	7	35
450			Mokokchung		287	125	65	40	15	10	32
451			Wokha		278	122	65	30	24	8	29
452		Kiphire	269		131	61	27	14	6	30	
453		Kohima	266		114	55	40	14	13	30	
454		Zunheboto	264		113	66	32	14	9	30	
455		Dimapur	261		101	59	38	13	14	36	
456		Peren	257		107	63	29	22	6	30	
457		Longleng	241	107	59	23	15	6	31		
458		Mon	Prachesta-3	238	87	60	38	16	7	30	
459		Tuensang		237	108	49	31	14	5	30	
460	Odisha	Jagatsinghpur	Ati-Uttam	457	226	84	43	29	6	69	
461		Cuttack		441	209	85	42	26	8	71	
462		Bhadrak		430	189	85	44	33	8	71	

Table 1: District wise Score for all Six categories of PGI-D for 2020-21

Sr. no.	State/UT	District	Grade	District score 2020-21						
				Overall	Category					
					1.Outcome (290)	2. ECT (90)	3. IF&SE (51)	4.S S&CP (35)	5. DL (50)	6. GP (84)
1	2	3	4	5	6	7	8	9	10	11
463		Ganjam		427	197	65	44	30	22	69
464		Puri		426	187	85	41	32	11	70
465		Khurdha		421	173	85	42	32	19	70
466		Angul		420	186	86	45	30	5	68
467		Nayagarh		420	195	84	38	30	6	67
468		Balasore		414	192	79	45	28	4	66
469		Jajpur		413	180	85	44	32	5	67
470		Baragarh		407	165	81	45	34	15	67
471		Dhenkanal		407	172	85	45	32	6	67
472		Sundergarh		404	162	86	45	34	10	67
473		Bolangir		403	177	83	44	31	5	63
474		Sonepur		403	162	83	44	35	12	67
475		Kendrapara		400	164	78	44	34	10	70
476		Deogarh		397	166	81	44	32	5	69
477		Boudh	Uttam	393	166	84	45	29	6	63
478		Keonjhar		392	166	78	43	30	7	68
479		Nabarangpur		392	164	80	45	32	3	68
480		Nuapada		389	161	84	45	32	5	62
481		Malkangiri		386	165	79	44	30	3	65
482		Jharsuguda		374	159	72	46	28	11	58
483		Sambalpur		370	133	83	45	35	5	69
484		Kalahandi		369	144	83	44	30	4	64
485		Mayurbhanj		369	160	73	43	31	3	59
486		Gajapati		368	147	80	45	31	4	61
487		Kandhamal		364	137	84	45	29	4	65
488		Rayagada	Prachesta-1	353	126	82	44	30	3	68
489		Koraput		342	127	80	45	23	3	64
490		Mahe	Ati-Uttam	423	141	87	46	35	32	82
491		Karaikal		422	144	87	45	35	31	80
492		Yanam	Uttam	420	141	87	45	35	31	81
493		Pondicherry		416	137	87	45	35	30	82
494		Firozpur		461	177	83	51	30	40	80
495		Nawanshahr		457	174	82	51	31	40	79
496		Mansa		451	163	85	50	31	40	82
497		Gurdaspur		447	180	82	51	26	39	69

Table 1: District wise Score for all Six categories of PGI-D for 2020-21

Sr. no.	State/UT	District	Grade	District score 2020-21						
				Overall	Category					
					1.Outcome (290)	2. ECT (90)	3. IF&S E (51)	4.S S&C P (35)	5. DL (50)	6. GP (84)
1	2	3	4	5	6	7	8	9	10	11
498	Punjab	Amritsar	Uttam	442	156	87	50	30	39	80
499		Kapurthala		442	160	81	51	30	40	80
500		Fazilka		439	170	83	51	26	38	71
501		Jalandhar		438	170	82	50	29	38	69
502		Bathinda		437	159	84	51	26	39	78
503		Sangrur		434	157	83	50	26	39	79
504		Hoshiarpur		433	159	84	50	26	40	74
505		Rupnagar		432	148	83	50	30	40	81
506		Faridkot		430	161	83	50	26	40	70
507		Moga		430	160	83	50	26	39	72
508		Barnala		426	151	83	52	29	39	72
509		Pathankot		425	154	87	46	29	39	70
510		Taran Taran		425	152	85	51	29	39	69
511		Ludhiana		422	158	83	49	26	39	67
512		Fatehgarh Sahib		421	152	83	51	25	40	70
513		Patiala		419	149	82	50	31	38	69
514		Mohali		414	147	83	49	25	39	71
515		Muktsar		411	144	82	47	26	39	73
516	Rajasthan	Jaipur	Ati-Uttam	466	214	86	42	35	26	63
517		Jhunjhunu		466	221	84	42	35	25	59
518		Sikar		462	211	85	43	35	25	63
519		Ajmer		456	208	86	42	35	23	62
520		Dhaulpur		453	217	82	36	35	24	59
521		Nagaur		449	210	83	41	35	20	60
522		Dausa		448	211	81	42	35	18	61
523		Jodhpur		446	196	85	42	35	25	63
524		Jhalawar		444	198	85	42	35	24	60
525		Sawai Madhopur		441	199	85	41	35	23	58
526		Alwar		440	196	84	42	35	22	61
527		Bundi		439	195	84	41	35	24	60
528		Barmer		438	194	84	42	35	24	59
529		Bharatpur		438	201	84	43	35	19	56
530		Tonk		438	198	82	38	35	24	61
531		Hanumangarh		437	187	86	43	35	25	61

Table 1: District wise Score for all Six categories of PGI-D for 2020-21

Sr. no.	State/UT	District	Grade	District score 2020-21						
				Overall	Category					
					1.Outcome (290)	2. ECT (90)	3. IF&S E (51)	4.S S&C P (35)	5. DL (50)	6. GP (84)
1	2	3	4	5	6	7	8	9	10	11
532		Kota		436	200	85	41	35	23	52
533		Chittaurgarh		435	186	86	43	35	25	60
534		Baran		432	194	83	36	35	23	61
535		Bhilwara		432	187	86	42	35	25	57
536		Bikaner		431	185	86	41	35	24	60
537		Ganganagar		430	182	86	42	35	24	61
538		Jalor		430	187	84	42	35	24	58
539		Jaisalmer		428	187	84	41	34	24	58
540		Churu		427	203	81	39	35	16	53
541		Rajsamand		423	178	85	42	35	25	58
542		Dungarpur	419	182	84	41	35	19	58	
543		Udaipur	416	181	81	41	35	20	58	
544		Karauli	413	181	83	39	35	16	59	
545		Pratapgarh (Raj.)	403	168	84	36	35	24	56	
546		Sirohi	402	163	84	41	35	23	56	
547		Pali	398	166	84	41	34	21	52	
548		Banswara	392	154	84	39	35	23	57	
549		Sikkim	North Sikkim	Prachesta-1	349	142	77	32	27	14
550	South Sikkim		348		129	84	33	29	18	55
551	West Sikkim		332		115	84	32	28	14	59
552	East Sikkim		301		109	76	26	23	18	49
553	Tamilnadu	Perambalur	Uttam	420	182	77	41	25	17	78
554		Dharmapuri		418	177	76	44	25	16	80
555		Villupuram		414	170	76	44	25	18	81
556		Erode		413	170	77	45	25	17	79
557		Tiruvannamalai		407	163	77	44	25	16	82
558		Dindigul		404	171	77	43	25	14	74
559		Tiruvallur		404	167	78	41	25	18	75
560		Thanjavur		403	162	77	44	25	19	76
561		Coimbatore		402	161	76	44	25	21	75
562		Sivagangai		402	170	75	43	25	14	75
563		Chennai		401	149	77	41	25	28	81
564		Kancheepuram		401	160	77	45	25	18	76
565		Thoothukkudi		398	151	78	45	25	20	79

Table 1: District wise Score for all Six categories of PGI-D for 2020-21

Sr. no.	State/UT	District	Grade	District score 2020-21						
				Overall	Category					
					1.Outcome (290)	2. ECT (90)	3. IF&SE (51)	4.S S&CP (35)	5. DL (50)	6. GP (84)
1	2	3	4	5	6	7	8	9	10	11
566	Telangana	Salem	Prachesta-1	398	159	77	45	25	17	75
567		Kanniyakumari		397	153	78	45	25	19	77
568		Karur		396	160	75	44	25	16	76
569		Namakkal		394	155	78	43	25	16	77
570		Kallakurichi		392	173	77	33	25	17	67
571		The Nilgiris		392	159	75	40	25	17	76
572		Tiruchirappalli		391	146	77	47	25	17	79
573		Ramanathapuram		390	157	76	43	25	13	76
574		Nagapattinam		388	150	77	43	25	16	77
575		Cuddalore		387	148	76	44	25	16	78
576		Tiruvarur		387	152	76	40	25	15	79
577		Pudukkottai		387	151	75	44	25	16	76
578		Chengalpattu		385	165	75	34	25	19	67
579		Vellore		385	150	74	42	25	14	80
580		Tirunelveli		377	144	75	41	25	12	80
581		Ranipet		377	153	77	33	25	20	69
582		Virudhunagar		375	139	74	42	25	15	80
583		Madurai		373	137	74	42	25	16	79
584		Theni		373	136	75	43	25	15	79
585		Tirupattur		372	155	75	33	25	15	69
586		Tenkasi		366	150	76	32	25	14	69
587		Tiruppur		342	107	75	44	25	16	75
588		Ariyalur		338	100	76	43	25	16	78
589		Krishnagiri		334	97	75	44	25	18	75
590		Siddipet		423	179	83	45	35	9	72
591		Medchal		406	155	85	45	34	17	70
592		Hanumakonda		404	162	78	41	31	18	74
593		Karimnagar		397	162	75	45	31	15	69
594		Rajanna Siricilla		391	157	83	39	33	9	70
595	Khammam	386	169	71	40	30	9	67		
596	Nizamabad	381	156	82	35	32	11	65		
597	Nalgonda	376	146	82	35	33	8	72		
598	Mancherial	373	171	73	29	25	11	64		
599	Mulugu	371	144	73	40	32	15	67		

Table 1: District wise Score for all Six categories of PGI-D for 2020-21

Sr. no.	State/UT	District	Grade	District score 2020-21						
				Overall	Category					
					1.Outcome (290)	2. ECT (90)	3. IF&S E (51)	4.S S&C P (35)	5. DL (50)	6. GP (84)
1	2	3	4	5	6	7	8	9	10	11
600		Sangareddy		367	163	68	26	31	10	69
601		Jangaon		364	153	80	28	28	8	67
602		Peddapalli		364	148	74	38	22	9	73
603		Narayanapet		363	140	76	42	17	16	72
604		Bhadradi Kothagudem		361	145	76	36	30	6	68
605		Hyderabad		361	156	68	28	25	18	66
606		Rangareddy		361	158	67	35	25	16	60
607		Kamareddy		360	149	71	32	30	10	68
608		Wanaparthy		360	144	78	33	28	7	70
609		Jayashankar		357	144	76	35	26	6	70
610		Mahabubnagar		352	143	78	29	28	8	66
611		Nirmal		351	147	74	29	24	8	69
612		Kumuram Bheem Asifabad		349	138	76	35	24	7	69
613		Medak	Prachesta-1	345	145	69	38	20	7	66
614		Yadadri Bhuvanagiri		345	132	74	44	21	9	65
615		Jogulamba Gadwal		344	139	76	26	23	8	72
616		Vikarabad		344	138	69	36	23	7	71
617		Nagarkurnool		338	136	73	26	25	6	72
618		Jagtial		324	128	72	28	23	8	65
619		Mahabubabad		321	147	57	39	18	4	56
620		Warangal		314	137	59	27	7	12	72
621		Adilabad	Prachesta-2	300	121	70	26	12	5	66
622		Suryapet		269	131	40	21	0	9	68
623		Khowai	Uttam	366	150	80	40	29	13	54
624		South Tripura		356	157	80	41	25	6	47
625		Sepahijala		340	151	78	37	25	3	46
626		West Tripura	Prachesta-1	335	139	65	44	27	6	54
627		Dhalai		321	119	70	40	30	5	57
628		North Tripura		318	121	80	41	27	8	41
629		Gomati	Prachesta-2	284	141	54	37	16	3	33
630		Unakoti		259	127	55	33	13	4	27
631		Mathura	Ati-Uttam	422	187	81	40	34	22	58

Table 1: District wise Score for all Six categories of PGI-D for 2020-21

Sr. no.	State/UT	District	Grade	District score 2020-21						
				Overall	Category					
					1.Outcome (290)	2. ECT (90)	3. IF&S E (51)	4.S S&C P (35)	5. DL (50)	6. GP (84)
1	2	3	4	5	6	7	8	9	10	11
632	Uttar Pradesh	Ambedkar Nagar	Uttam	419	196	83	40	31	6	63
633		Jaunpur		404	174	85	36	31	18	60
634		Gautam Buddha Nagar		402	162	83	42	35	18	62
635		Hathras		400	169	80	44	33	16	58
636		Barabanki		398	189	83	30	35	5	56
637		Unnao		397	182	84	36	35	5	55
638		Allahabad		387	160	85	40	35	9	58
639		Bijnor		387	167	84	37	35	7	57
640		Gonda		387	169	78	31	35	14	60
641		Jyotiba Phule Nagar (Amroha)		384	179	80	34	33	3	55
642		Jhansi		383	147	85	42	33	8	68
643		Meerut		382	175	82	32	33	19	41
644		Gorakhpur		380	146	85	40	35	16	58
645		Amethi - Csm Nagar		379	144	84	36	35	21	59
646		Farrukhabad		379	154	82	35	35	12	61
647		Deoria		378	148	85	44	35	4	62
648		Bhadoi		378	173	81	29	35	6	54
649		Ghaziabad		373	153	79	39	28	19	55
650		Agra		372	152	78	40	34	8	60
651		Pratapgarh		368	160	84	36	32	3	53
652		Auraiya		367	179	71	26	27	3	61
653		Sultanpur		367	149	83	32	33	12	58
654		Ballia		366	172	74	33	25	3	59
655		Kanpur Dehat		364	158	79	30	28	11	58
656		Etawah		363	174	79	40	34	4	32
657		Bareilly		363	145	86	41	30	13	48
658		Hapur (Panchsheel Nagar)		361	152	80	34	25	8	62
659		Lucknow		358	126	79	41	32	23	57
660		Firozabad	357	134	84	36	30	14	59	
661		Shrawasti	356	110	82	39	35	15	75	
662		Saharanpur	354	128	82	41	35	7	61	
				Prachesta-1						

Table 1: District wise Score for all Six categories of PGI-D for 2020-21

Sr. no.	State/UT	District	Grade	District score 2020-21						
				Overall	Category					
					1.Outcome (290)	2. ECT (90)	3. IF&SE (51)	4.S S&CP (35)	5. DL (50)	6. GP (84)
1	2	3	4	5	6	7	8	9	10	11
663		Kaushambi		353	143	81	36	28	5	60
664		Sambhal (Bhim Nagar)		353	131	83	37	35	19	48
665		Kushinagar		353	143	77	28	31	14	60
666		Sonbhadra		353	124	79	43	33	16	58
667		Sant Kabir Nagar		347	149	77	25	28	13	55
668		Basti		347	148	69	25	33	12	60
669		Varanasi		346	122	81	42	34	12	55
670		Fatehpur		343	143	72	39	31	3	55
671		Baghpat		343	146	79	35	18	17	48
672		Mau		343	133	82	36	31	4	57
673		Mirzapur		342	122	83	39	35	8	55
674		Bulandshahr		340	124	84	38	35	7	52
675		Hamirpur (U.P.)		340	159	70	38	22	3	48
676		Azamgarh		339	165	64	31	23	3	53
677		Kanpur Nagar		339	131	72	35	31	9	61
678		Moradabad		337	129	78	29	27	16	58
679		Faizabad		337	147	57	36	31	6	60
680		Mainpuri		337	148	73	39	20	4	53
681		Chandauli		333	167	64	39	20	6	37
682		Jalaun		333	173	74	21	23	3	39
683		Lalitpur		330	162	66	17	20	7	58
684		Kannauj		326	121	70	39	35	5	56
685		Muzaffarnagar		324	121	74	32	33	4	60
686		Balrampur Up		323	114	75	42	35	5	52
687		Rae Bareli		323	145	55	36	25	8	54
688		Siddharthnagar		322	132	71	25	34	2	58
689		Budaun		321	116	81	32	30	4	58
690		Hardoi		320	106	84	33	33	7	57
691		Kanshiram Nagar		320	123	75	26	32	5	59
692		Kheri		320	109	79	39	29	8	56
693		Etah		319	107	75	36	29	13	59
694		Pilibhit		311	142	66	24	23	3	53
695		Sitapur		310	120	69	42	21	4	54

Table 1: District wise Score for all Six categories of PGI-D for 2020-21

Sr. no.	State/UT	District	Grade	District score 2020-21						
				Overall	Category					
					1.Outcome (290)	2. ECT (90)	3. IF&S E (51)	4.S S&C P (35)	5. DL (50)	6. GP (84)
1	2	3	4	5	6	7	8	9	10	11
696	Uttarakhand	Bahraich	Prachesta-2	309	124	76	36	27	3	43
697		Shahjahanpur		308	115	68	32	25	13	55
698		Chitrakoot		307	133	82	14	23	4	51
699		Shamli (Prabudh Nagar)		302	90	81	25	35	19	52
700		Ghazipur		302	120	76	20	26	4	56
701		Banda	Prachesta-2	300	116	71	37	26	5	45
702		Maharajganj		300	123	78	31	29	7	32
703		Rampur		298	117	57	38	24	5	57
704		Aligarh		264	153	36	11	10	12	42
705		Mahoba	Akanshi-2	109	77	12	12	0	3	5
706	Uttarakhand	Bageshwar	Uttam	389	164	79	42	34	8	62
707		Dehradun		375	166	79	40	20	14	56
708		Udham Singh Nagar		363	152	78	39	23	11	60
709		Almora		362	159	81	39	25	6	52
710		Tehri Garhwal	Prachesta-1	346	167	72	39	21	6	41
711		Rudraprayag		341	148	72	34	24	7	56
712		Hardwar		336	161	74	32	22	11	36
713		Champawat		332	136	81	21	30	8	56
714		Uttarkashi		330	125	64	44	25	15	57
715		Pauri		326	175	76	34	13	8	20
716	Chamoli	321	153	67	25	12	6	58		
717	Nainital	Prachesta-2	292	163	46	44	6	10	23	
718	Pithoragarh	Prachesta-3	224	107	54	44	3	6	10	
719	West Bengal	Kolkata	Ati-Uttam	426	192	81	43	35	22	53
720		Hooghly	Uttam	418	169	85	45	35	22	62
721		Purba Bardhaman		412	183	81	38	33	21	56
722		Purba Medinipur		398	198	80	35	20	3	62
723		Dakshin Dinajpur		395	162	82	43	34	15	59
724		Murshidabad		393	179	80	36	35	4	59
725		Jhargram		391	169	83	39	32	11	57
726		South Twenty Four Pargana		389	179	83	34	30	11	52

Table 1: District wise Score for all Six categories of PGI-D for 2020-21

Sr. no.	State/UT	District	Grade	District score 2020-21						
				Overall	Category					
					1.Outcome (290)	2. ECT (90)	3. IF&SE (51)	4.S S&CP (35)	5. DL (50)	6. GP (84)
1	2	3	4	5	6	7	8	9	10	11
727		Paschim Bardhaman	Prachesta-1	387	165	86	37	32	7	60
728		North Twenty Four Pargana		386	158	85	41	35	6	61
729		Paschim Medinipur		385	177	78	36	30	3	61
730		Coochbehar		382	166	82	36	34	13	51
731		Maldah		376	169	79	28	34	4	62
732		Nadia		376	162	76	36	29	16	57
733		Howrah		371	160	80	34	33	6	58
734		Jalpaiguri		352	118	84	43	35	15	57
735		Bankura		348	156	73	36	17	10	56
736		Birbhum		347	138	77	39	29	4	60
737		Puruliya	345	138	84	32	33	3	55	
738		Alipurduar	343	153	77	34	32	4	43	
739		Kalimpong	284	85	81	32	35	3	48	
740		Siliguri	277	126	32	26	30	7	56	
741		Uttar Dinajpur	277	108	64	28	17	11	49	
742		Darjiling	Akanshi-2	96	46	18	26	0	4	2



Table 2: District- wise Score for all Six categories of PGI-D for 2021-22

Sr. no.	State/UT	District	Grade	District score 2021-22						
				Overall	Category					
					1.Outcome (290)	2. ECT (90)	3. IF&SE (51)	4.SS &CP (35)	5. DL (50)	6. GP (84)
1	2	3	4	5	6	7	8	9	10	11
1	Andaman & Nicobar Islands	Middle And North Andamans	Uttam	381	139	85	39	32	15	69
2		Andamans		375	134	86	38	30	22	63
3		Nicobars		367	134	85	40	33	16	59
4	Andhra Pradesh	Visakhapatnam	Uttam	397	153	84	41	35	18	66
5		Guntur		393	146	86	36	35	16	74
6		Vizianagaram		390	148	83	42	35	14	68
7		Chittoor		385	139	83	42	35	16	69
8		East Godavari		383	149	85	32	35	12	69
9		Krishna		381	134	84	42	35	14	72
10		Kadapa		379	139	82	36	35	14	73
11		Srikakulam		376	142	85	34	35	15	65
12		Nellore		373	141	82	27	35	16	71
13		West Godavari		364	120	85	44	32	15	68
14		Anantapur		363	134	81	39	35	9	64
15		Prakasam		344	122	82	33	35	12	61
16		Kurnool		341	113	86	24	35	13	71
17		Arunachal Pradesh	Lower Subansiri	Uttam	361	159	77	40	25	8
18	Lower Dibang Valley		Prachesta-1	306	109	70	34	29	11	54
19	East Siang			306	117	64	41	25	9	50
20	Tawang		Prachesta-2	296	104	63	43	20	12	53
21	Kamle			293	141	64	37	5	8	37
22	Pakke Kessang			288	101	59	38	23	15	54
23	Lohit			284	101	68	30	29	5	50
24	Capital Complex Itanagar			281	104	51	37	17	14	58
25	Kra Dadi			277	104	62	37	18	3	53
26	West Siang			275	104	63	37	17	8	47
27	Anjaw			275	106	62	27	21	5	54
28	Tirap			275	105	69	35	29	5	32
29	Papum Pare			273	111	69	30	8	3	52
30	Dibang Valley			266	99	65	34	13	4	51
31	Upper Siang			266	105	63	33	16	5	44
32	Namsai			264	103	62	30	10	5	53

Table 2: District- wise Score for all Six categories of PGI-D for 2021-22

Sr. no.	State/UT	District	Grade	District score 2021-22								
				Overall	Category							
					1.Outcome (290)	2. ECT (90)	3. IF&SE (51)	4.SS &CP (35)	5. DL (50)	6. GP (84)		
1	2	3	4	5	6	7	8	9	10	11		
33		East Kameng	Prachesta-3	263	91	61	33	20	6	53		
34		Lepa Rada		261	105	50	26	25	14	41		
35		Changlang		258	82	63	39	19	6	47		
36		Lower Siang		252	86	53	29	26	4	53		
37		Longding		239	71	56	34	22	7	48		
38		West Kameng		233	97	38	29	10	11	49		
39		Siang		229	106	41	30	16	8	28		
40		Kurung Kumey		223	74	55	28	14	5	48		
41		Upper Subansiri		219	77	53	30	5	2	52		
42		Shi Yomi		205	80	34	31	16	4	40		
43		Assam		Majuli	Uttam	371	154	80	41	30	3	63
44				Kamrup-Metro		367	157	74	35	21	13	67
45	Jorhat		363	147		81	41	31	5	59		
46	Sibsagar		363	150		73	41	25	7	68		
47	Kamrup-Rural		363	134		83	45	29	3	69		
48	Goalpara		354	122		74	46	27	5	80		
49	Charaideo		353	140	71	47	27	3	64			
50	Udalguri		353	123	82	41	30	3	75			
51	Dibrugarh		351	128	85	37	32	6	62			
52	Nalbari		348	153	70	40	21	3	61			
53	Tinsukia		345	121	84	41	27	11	62			
54	Morigaon		341	128	77	42	25	3	65			
55	Darrang		335	107	80	45	28	4	71			
56	Sonitpur		332	124	66	39	22	6	76			
57	Dhemaji		330	133	74	41	21	4	57			
58	Biswanath		329	106	78	43	24	4	75			
59	Barpeta		326	134	61	37	21	3	70			
60	Hojai		326	133	71	27	16	3	75			
61	Karimganj		326	124	77	36	27	2	59			
62	Dima Hasao		322	145	74	30	25	3	45			
63	Hailakandi		316	127	76	38	14	3	59			
64	Bajali		314	128	60	37	22	2	65			
65	Golaghat		308	113	75	39	24	7	50			
66	West Karbi Anglong		306	98	73	38	29	3	65			
67	Baksa		304	131	61	39	20	3	50			
68	Bongaigaon		304	115	71	38	18	4	59			
69	Nagaon		296	107	68	41	21	4	55			

Table 2: District- wise Score for all Six categories of PGI-D for 2021-22

Sr. no.	State/UT	District	Grade	District score 2021-22						
				Overall	Category					
					1.Outcome (290)	2. ECT (90)	3. IF&SE (51)	4.SS &CP (35)	5. DL (50)	6. GP (84)
1	2	3	4	5	6	7	8	9	10	11
70		Dhubri		293	132	52	38	9	3	59
71		Kokrajhar		292	111	56	39	15	3	69
72		Lakhimpur		291	126	51	37	19	4	55
73		Cachar		291	119	64	36	20	4	49
74		Karbi Anglong		288	101	63	38	26	4	56
75		Tamulpur		265	115	61	32	20	2	36
76		Chirang		248	92	46	35	17	5	53
77		South Salmara-Mankachar		Akanshi-1	140	78	11	17	19	1
78		Bihar	Nalanda	Prachesta-1	338	148	78	30	25	5
79	Jehanabad		321		126	77	27	30	9	53
80	Kaimur (Bhabua)		316		133	78	23	29	3	49
81	Kishanganj		316		124	78	25	35	1	53
82	Saharsa		315		126	77	26	33	2	51
83	Madhubani		312		125	75	28	29	5	50
84	Nawada		312		116	82	29	30	3	52
85	Patna		312		141	76	25	25	9	35
86	Bhojpur		308		129	73	25	30	5	46
87	Munger		306		133	75	17	30	4	47
88	Arwal		305	123	77	25	25	4	50	
89	Sheikhpura		305	118	77	31	25	4	49	
90	Muzaffarpur		304	116	80	21	34	5	49	
91	Sitamarhi		Prachesta-2	300	116	71	28	30	3	52
92	Buxar			298	119	75	23	29	4	47
93	Darbhanga			298	128	71	20	29	3	45
94	Aurangabad (Bihar)			296	122	74	18	25	3	53
95	Siwan			296	124	76	28	21	3	44
96	Begusarai			294	130	74	26	25	4	34
97	Lakhisarai			290	109	80	35	32	4	29
98	Vaishali	289		124	67	23	24	6	46	
99	Purba Champaran	289		121	80	20	32	5	31	
100	Purnia	282		113	74	14	27	2	51	
101	Jamui	281	98	76	27	22	8	50		
102	Bhagalpur	280	117	73	23	33	5	29		
103	Pashchim Champaran	280	106	77	24	25	3	44		

Table 2: District- wise Score for all Six categories of PGI-D for 2021-22

Sr. no.	State/UT	District	Grade	District score 2021-22								
				Overall	Category							
					1.Outcome (290)	2. ECT (90)	3. IF&SE (51)	4.SS &CP (35)	5. DL (50)	6. GP (84)		
1	2	3	4	5	6	7	8	9	10	11		
104		Samastipur		275	132	79	19	21	3	21		
105		Katihar		274	125	72	21	25	3	29		
106		Saran		273	120	74	23	24	3	29		
107		Gopalganj		269	129	66	26	18	2	28		
108		Khagaria		268	127	65	21	22	3	31		
109		Madhepura		267	118	68	16	30	4	31		
110		Rohtas		258	117	72	24	16	2	26		
111		Gaya		253	110	73	24	18	5	23		
112		Sheohar		249	106	71	18	20	4	30		
113		Banka		246	99	72	33	16	3	23		
114		Araria		Prachesta-3	226	90	54	27	18	1	37	
115		Supaul			223	111	57	11	12	1	31	
116		Chandigarh		Chandigarh	Ati-Uttam	444	179	88	41	35	31	69
117		Chhattisgarh		Mahasamund	Uttam	391	158	83	44	31	13	63
118	Durg		382	138		85	45	30	13	71		
119	Surajpur		372	131		80	45	29	14	73		
120	Dhamtari		366	117		83	44	34	15	73		
121	Raipur		365	138		83	45	28	15	57		
122	Surguja		362	131		80	43	29	11	66		
123	Raigarh		Prachesta-1	357		125	81	41	30	12	68	
124	Balodabazar			354	126	80	41	27	10	70		
125	Gariaband			352	123	81	41	32	7	69		
126	Gourela Pendra Marvahi			351	116	81	42	31	11	70		
127	Balod			350	126	83	41	28	9	63		
128	Korba			350	113	80	43	33	14	66		
129	Dantewada			349	100	84	46	34	14	70		
130	Janjgir - Champa			347	112	83	37	31	9	76		
131	Bemetara			347	116	83	43	31	9	64		
132	Bilaspur			345	117	80	42	30	12	65		
133	Kanker			344	115	80	44	30	6	69		
134	Rajnandgaon			342	114	82	43	27	8	68		
135	Baster			336	111	79	41	30	6	68		
136	Bijapur		335	107	81	44	34	8	61			
137	Koriya	334	111	82	44	28	6	63				
138	Mungeli	334	100	83	43	33	10	65				
139	Jashpur	329	112	81	44	29	7	55				

Table 2: District- wise Score for all Six categories of PGI-D for 2021-22

Sr. no.	State/UT	District	Grade	District score 2021-22							
				Overall	Category						
					1.Outcome (290)	2. ECT (90)	3. IF&SE (51)	4.SS &CP (35)	5. DL (50)	6. GP (84)	
1	2	3	4	5	6	7	8	9	10	11	
140		Kondagaon		327	98	80	42	26	10	70	
141		Balrampur Cg		326	112	82	43	28	5	57	
142		Narayanpur		323	88	82	44	30	8	71	
143		Kawardha		316	105	80	41	29	7	54	
144		Sukma		305	86	78	43	32	4	63	
145	Daman & Diu and Dadra & Nagar Haveli	Diu (Dist)	Uttam	387	135	79	38	32	33	70	
146		Daman (Dist)	Prachesta-1	359	122	83	47	35	27	45	
147		Dadra And Nagar Haveli(Dist)		354	117	82	47	28	21	59	
148	Delhi	New Delhi	Ati-Uttam	441	165	88	46	35	33	75	
149		South West A		438	161	88	47	35	32	75	
150		South West B		430	153	88	46	35	32	76	
151		South		430	155	88	46	35	30	75	
152		East		428	157	88	46	35	29	73	
153		North West B		425	152	88	47	35	29	74	
154		North		421	152	87	45	35	27	75	
155		West B		421	147	87	46	35	30	76	
156		Central		Uttam	418	150	86	45	35	27	75
157		South East			416	147	87	46	35	29	72
158		West A			411	137	88	47	35	29	75
159		North West A			407	142	88	38	35	29	75
160		North East			399	129	88	45	35	26	76
161	Goa	North Goa	Uttam	362	137	82	35	29	23	56	
162		South Goa	Prachesta-1	357	144	80	33	28	20	52	
163	Gujarat	Valsad	Ati-Uttam	429	156	85	46	35	27	82	
164		Junagadh		425	153	86	43	34	27	82	
165		Sabar Kantha		421	152	86	44	35	26	78	
166		Vadodara	Uttam	418	154	87	41	28	28	80	
167		Anand		411	142	86	45	32	27	79	
168		Botad		408	139	83	43	33	31	79	
169		Aravalli		407	142	83	46	35	25	77	
170		Navsari		404	133	86	45	31	30	78	
171		Mahesana		403	147	83	38	33	28	75	
172		Jamnagar		401	131	86	42	34	28	79	
173		Bharuch		399	137	82	38	34	26	82	
174		Kheda		397	130	86	41	32	28	80	
175	Devbhoomi Dwarka	394	134	87	40	31	29	74			

Table 2: District- wise Score for all Six categories of PGI-D for 2021-22

Sr. no.	State/UT	District	Grade	District score 2021-22						
				Overall	Category					
					1.Outcome (290)	2. ECT (90)	3. IF&SE (51)	4.SS &CP (35)	5. DL (50)	6. GP (84)
1	2	3	4	5	6	7	8	9	10	11
176	Gujarat	Mahisagar	Prachesta-1	393	136	84	39	30	27	77
177		Narmada		391	155	76	40	26	17	78
178		Panch Mahals		390	141	81	40	32	20	76
179		Dohad		389	131	86	42	29	21	81
180		Ahmedabad		388	136	84	41	27	27	74
181		Kachchh		387	119	86	44	30	29	79
182		Chhotaudepur		387	146	71	44	28	24	74
183		Surat		382	140	75	42	26	24	75
184		Surendranagar		379	119	87	37	35	28	74
185		Tapi		378	119	83	43	32	23	76
186		The Dangs		377	127	79	46	34	17	75
187		Gir Somnath		375	126	75	41	32	26	75
188		Bhavnagar		374	120	83	40	22	30	79
189		Rajkot		374	120	77	43	25	28	80
190		Amreli		373	126	77	38	25	28	79
191		Patan		367	113	79	41	28	26	80
192		Morbi		363	108	83	42	24	28	78
193		Porbandar		360	117	79	38	24	26	77
194		Banas Kantha		358	117	72	37	34	27	72
195		Gandhinagar		341	108	67	42	19	30	75
196	Haryana	Jind	Uttam	387	142	79	42	31	20	72
197		Gurugram		379	160	78	40	18	24	59
198		Yamunanagar		377	158	77	41	24	16	60
199		Rohtak		376	147	80	37	29	20	63
200		Rewari		375	163	80	45	25	15	47
201		Hisar		371	149	82	42	26	16	54
202		Faridabad		369	147	80	40	18	24	62
203		Kurukshetra		369	145	78	42	24	18	62
204		Sonipat		369	155	77	40	28	18	51
205		Jhajjar		361	150	64	42	23	21	60
206		Fatehabad		360	143	76	40	27	14	60
207		Kaithal		358	137	79	41	24	20	56
208		Bhiwani		357	136	83	44	20	13	61
209		Panchkula		351	150	75	30	26	15	56
210		Karnal		347	133	73	42	23	16	60
211		Mahendragarh		346	153	73	40	21	12	48
212		Panipat		345	138	72	43	15	17	60
213		Charkhi Dadri		345	127	85	43	21	14	55

Table 2: District- wise Score for all Six categories of PGI-D for 2021-22

Sr. no.	State/UT	District	Grade	District score 2021-22							
				Overall	Category						
					1.Outcome (290)	2. ECT (90)	3. IF&SE (51)	4.SS &CP (35)	5. DL (50)	6. GP (84)	
1	2	3	4	5	6	7	8	9	10	11	
214		Ambala		329	126	66	39	28	13	59	
215		Nuh		314	113	81	38	18	9	55	
216		Palwal		313	128	70	38	13	12	51	
217		Sirsa		308	125	69	36	18	11	48	
218	Himachal Pradesh	Bilaspur (H.P.)	Prachesta-1	358	142	86	43	25	10	53	
219		Chamba		357	137	80	35	35	12	56	
220		Mandi		336	129	80	37	29	10	50	
221		Shimla		324	132	76	37	26	12	42	
222		Kullu		322	112	77	41	29	12	51	
223		Kangra		317	120	81	40	21	13	41	
224		Kinnaur		316	121	73	38	20	13	51	
225		Hamirpur (H.P.)		314	120	78	46	11	14	46	
226		Solan		307	114	69	37	28	13	46	
227		Sirmaur		303	115	69	34	28	11	46	
228		Una	297	121	73	36	15	14	38		
229		Lahul & Spiti	249	Prachesta-2	110	45	28	21	8	37	
230		Jammu & Kashmir	Srinagar	Uttam	374	172	74	36	25	15	51
231			Kulgam	Prachesta-1	360	148	84	31	33	9	55
232			Shopian		357	148	80	36	30	12	53
233			Pulwama		341	161	77	30	12	8	53
234	Anantnag		341		163	68	30	19	6	55	
235	Rajauri		340		130	78	40	30	6	55	
236	Jammu		325		159	66	33	15	12	41	
237	Ganderbal		324		123	82	36	23	9	51	
238	Badgam		313		132	68	31	17	10	55	
239	Bandipora		311		132	65	33	19	7	55	
240	Kupwara		307		125	75	33	19	7	48	
241	Baramula		303	133	65	36	10	7	53		
242	Punch		291	127	60	37	18	8	42		
243	Doda		279	109	71	37	21	7	34		
244	Samba		279	126	62	39	17	10	25		
245	Kathua		277	127	51	37	22	7	33		
246	Kishtwar		263	114	68	27	21	4	29		
247	Udhampur		253	100	67	36	12	8	30		
248	Ramban		249	106	67	31	9	4	32		
249	Reasi	248	87	71	35	17	7	31			
250	Jharkhand	Saraikele-Kharsawan	Uttam	373	147	84	36	35	14	56	

Table 2: District- wise Score for all Six categories of PGI-D for 2021-22

Sr. no.	State/UT	District	Grade	District score 2021-22						
				Overall	Category					
					1.Outcome (290)	2. ECT (90)	3. IF&SE (51)	4.SS &CP (35)	5. DL (50)	6. GP (84)
1	2	3	4	5	6	7	8	9	10	11
251		Garhwa		368	154	81	28	34	15	57
252		Giridih		361	132	85	36	34	7	68
253		Hazaribag		352	129	84	25	33	11	70
254		Purbi Singhbhum		350	153	75	32	14	11	65
255		Pakaur		345	119	80	37	28	13	67
256		Ranchi		340	124	82	34	25	10	65
257		Palamu		331	114	81	38	34	8	56
258		Chatra		330	107	79	38	29	12	64
259		Ramgarh	Prachesta-1	326	106	83	37	27	10	63
260		Dhanbad		324	120	73	36	22	9	64
261		Deoghar		318	132	79	37	10	7	54
262		Latehar		314	96	78	40	28	7	65
263		Bokaro		310	135	66	29	11	11	58
264		Lohardaga		308	115	71	35	13	10	62
265		Simdega		306	113	79	33	19	7	55
266		Pashchimi Singhbhum		306	114	80	37	2	17	57
267		Jamtara	Prachesta-2	292	102	71	39	14	6	60
268		Kodarma		288	106	69	33	23	9	47
269		Gumla		286	115	75	33	6	5	52
270		Khunti		284	97	78	31	13	5	60
271		Sahibganj		275	101	73	26	18	6	52
272		Godda		262	107	61	24	9	5	55
273		Dumka	Prachesta-3	224	106	48	29	0	5	37
274		Belagavi Chikkodi		409	190	83	37	30	11	58
275		Hassan		405	164	82	45	33	13	68
276		Dakshina Kannada		402	146	86	48	35	21	68
277		Udupi		400	158	87	42	30	22	62
278		Chikkamangaluru		393	155	82	44	35	15	62
279	Karnataka	Mandya	Uttam	392	151	83	46	34	17	61
280		Uttara Kannada Sirsi		390	154	85	46	34	11	59
281		Bengaluru U South		390	155	81	40	30	27	55
282		Bagalkot		387	165	81	41	29	15	56
283		Koppal		387	159	85	30	34	17	62
284		Chitradurga		385	157	81	38	35	12	62

Table 2: District- wise Score for all Six categories of PGI-D for 2021-22

Sr. no.	State/UT	District	Grade	District score 2021-22						
				Overall	Category					
					1.Outcome (290)	2. ECT (90)	3. IF&SE (51)	4.SS &CP (35)	5. DL (50)	6. GP (84)
1	2	3	4	5	6	7	8	9	10	11
285		Tumakuru		384	161	82	40	31	13	57
286		Vijayapura		382	152	84	38	35	11	62
287		Kolar		381	145	85	41	35	15	61
288		Bengaluru Rural		380	142	84	42	35	13	64
289		Uttara Kannada		377	157	81	43	27	11	59
290		Dharwad		376	137	86	38	35	17	63
291		Bengaluru U North		372	142	80	41	24	25	60
292		Gadag		371	128	84	42	33	19	64
293		Shivamogga		370	135	82	47	30	15	61
294		Ballari		366	137	85	30	35	17	63
295		Davanagere		363	144	80	40	32	12	56
296		Kodagu		363	145	82	44	20	17	55
297		Kalburgi		362	142	83	37	28	13	60
298		Bidar		358	140	83	43	33	15	44
299		Belagavi		358	129	80	41	33	14	62
300		Mysuru		356	129	82	36	35	16	58
301		Vijayanagara		346	119	85	30	35	14	62
302		Haveri		346	133	77	42	26	11	56
303		Chikkaballapura	Prachesta-1	344	113	85	37	35	17	57
304		Chamarajanagara		341	125	80	42	30	12	53
305		Ramanagara		339	125	75	40	25	12	62
306		Raichur		331	143	70	39	31	8	39
307		Tumakuru Madhugiri		330	148	72	36	14	7	53
308		Yadagiri		325	113	80	37	33	10	52
309		Thrissur		442	162	82	49	35	33	82
310		Thiruvananthapuram		441	165	85	45	35	32	80
311		Ernakulam		437	173	86	38	31	31	77
312		Kottayam	Ati-Uttam	433	167	80	44	29	31	82
313		Kollam		427	159	85	40	35	27	81
314		Kannur		425	148	82	48	35	30	82
315		Malappuram		423	152	86	43	35	31	76
316		Pathanamthitta		422	151	86	42	35	27	82
317		Alappuzha	Uttam	420	154	84	37	34	30	81
318		Idukki		418	147	86	41	35	29	80
	Kerala									

Table 2: District- wise Score for all Six categories of PGI-D for 2021-22

Sr. no.	State/UT	District	Grade	District score 2021-22						
				Overall	Category					
					1.Outcome (290)	2. ECT (90)	3. IF&SE (51)	4.SS &CP (35)	5. DL (50)	6. GP (84)
1	2	3	4	5	6	7	8	9	10	11
319		Kozhikode		413	146	82	39	35	29	82
320		Palakkad		410	139	83	41	35	33	79
321		Kasaragod		402	137	83	40	31	28	83
322		Wayanad		396	131	80	47	27	29	82
323	Ladakh	Leh (Ladakh)	Prachesta-1	345	140	79	36	18	16	56
324		Kargil		345	116	79	41	35	17	57
325	Lakshadweep	Lakshadweep	Uttam	406	140	88	47	35	32	64
326	Madhya Pradesh	Bhind		377	168	79	35	35	5	55
327		Raisen		374	169	77	37	31	7	54
328		Damoh		373	174	78	31	35	6	49
329		Panna		371	168	78	32	35	4	53
330		Sagar		369	154	80	36	34	9	57
331		Narsimhapur		362	157	79	37	30	8	51
332		Chhatarpur		360	164	80	33	31	5	47
333		Bhopal		351	138	80	35	35	14	49
334		Sidhi		351	158	80	33	30	4	46
335		Niwari		351	148	81	36	35	3	48
336		Chhindwara		348	131	82	36	35	7	57
337		Sheopur		347	133	78	31	30	2	72
338		Indore		346	123	80	40	34	12	57
339		Dhar		343	128	79	38	33	7	58
340		Betul		343	120	80	35	31	9	68
341		Shahdol		341	131	79	33	30	6	62
342		Gwalior		339	129	85	30	30	12	53
343		Katni		337	132	79	34	30	6	57
344		Vidisha		335	134	80	34	30	6	51
345		Balaghat		335	126	82	38	30	6	53
346		Tikamgarh		333	143	78	26	35	5	46
347		Dewas		333	114	80	37	35	8	59
348		Rajgarh		331	124	80	32	35	7	53
349		Morena		327	136	72	37	29	1	52
350		Seoni		327	111	83	35	35	6	56
351		Rewa		326	113	78	35	35	6	59
352		Jabalpur		325	126	79	27	35	9	48
353		Datia		325	123	80	34	30	5	52
354		Dindori		325	116	79	37	35	5	53
355		Satna		324	119	79	32	30	5	59

Table 2: District- wise Score for all Six categories of PGI-D for 2021-22

Sr. no.	State/UT	District	Grade	District score 2021-22						
				Overall	Category					
					1.Outcome (290)	2. ECT (90)	3. IF&SE (51)	4.SS &CP (35)	5. DL (50)	6. GP (84)
1	2	3	4	5	6	7	8	9	10	11
356	Maharashtra	Ujjain	Prachesta-1	324	122	79	33	33	8	50
357		Hoshangabad		324	120	80	34	31	9	51
358		Sehore		323	123	81	33	30	8	48
359		Mandla		322	117	79	35	32	5	54
360		Singrauli		320	120	78	34	30	7	51
361		Shivpuri		318	121	79	30	35	5	49
362		Neemuch		317	105	82	34	31	9	57
363		Shajapur		316	113	80	34	31	9	50
364		Khargone		315	97	79	39	35	6	60
365		Mandsaur		314	117	79	30	30	7	51
366		Guna		312	122	78	32	30	4	45
367		Khandwa		311	116	73	31	30	6	55
368		Burhanpur		311	102	80	33	35	8	53
369		Ashoknagar		311	99	79	31	31	7	63
370		Agar Malwa		309	110	79	32	30	6	52
371		Harda		301	100	80	29	35	8	49
372		Ratlam		301	92	81	38	35	6	49
373		Umaria		299	103	79	32	31	6	48
374		Anuppur		296	106	79	31	30	5	46
375		Barwani	293	96	79	32	30	4	51	
376	Alirajpur	279	78	79	32	35	5	49		
377	Jhabua	260	70	78	31	30	5	46		
378	Maharashtra	Satara	Ati-Uttam	430	171	86	46	35	25	68
379		Mumbai li		424	172	87	34	35	29	67
380		Kolhapur		422	180	84	40	35	23	60
381		Nashik		422	173	87	45	34	21	62
382		Solapur	419	178	87	34	35	25	59	
383		Mumbai (Suburban)	415	138	88	46	35	30	78	
384		Aurangabad (Maharashtra)	411	166	87	45	35	23	56	
385		Ratnagiri	410	168	84	43	35	21	58	
386		Sangli	409	169	86	37	35	22	60	
387		Sindhudurg	408	181	82	36	35	18	56	
388		Jalgaon	408	163	85	44	34	26	56	
389		Bid	408	161	85	45	35	23	59	
390		Pune	407	162	83	43	35	23	61	
391		Ahmadnagar	407	173	84	31	35	24	60	
392		Thane	405	158	86	35	35	26	66	

Table 2: District- wise Score for all Six categories of PGI-D for 2021-22

Sr. no.	State/UT	District	Grade	District score 2021-22						
				Overall	Category					
					1.Outcome (290)	2. ECT (90)	3. IF&SE (51)	4.SS &CP (35)	5. DL (50)	6. GP (84)
1	2	3	4	5	6	7	8	9	10	11
393	Maharashtra	Nandurbar	Prachesta-1	405	162	85	46	35	20	58
394		Raigarh (Maharashtra)		405	169	83	44	35	20	54
395		Nanded		403	154	85	45	35	23	60
396		Washim		403	169	82	39	35	20	58
397		Amravati		402	155	86	45	35	22	59
398		Palghar		402	156	84	45	35	22	61
399		Osmanabad		401	164	84	43	35	22	53
400		Chandrapur		401	150	85	47	35	22	61
401		Gondiya		401	158	84	48	33	20	59
402		Dhule		399	161	85	44	35	19	55
403		Parbhani		397	154	80	44	32	21	66
404		Wardha		395	150	85	45	35	22	58
405		Akola		393	155	84	40	35	22	58
406		Bhandara		393	150	84	46	35	20	59
407		Jalna		393	151	82	43	35	21	61
408		Latur		393	153	84	43	35	20	59
409		Yavatmal		392	147	85	45	34	18	63
410		Hingoli		390	164	85	26	35	23	58
411		Buldana		382	144	86	36	35	20	61
412		Nagpur		379	142	84	40	35	20	58
413	Gadchiroli	370	135	83	45	35	15	57		
414	Manipur	Imphal West	Prachesta-1	343	161	70	35	12	11	55
415		Kakching		326	134	67	38	17	15	53
416		Imphal East		321	145	65	37	11	10	53
417		Churachandpur	Prachesta-2	293	132	59	38	7	5	51
418		Senapati		288	125	57	35	12	6	53
419		Jiribam		282	114	59	35	18	7	49
420		Thoubal		277	136	46	36	9	5	44
421		Bishnupur		262	112	45	36	6	11	52
422		Kangpokpi		258	123	53	35	9	5	34
423		Kamjong		257	104	64	32	18	3	35
424		Tamenglong		254	112	51	36	15	7	34
425		Ukhrul		254	113	50	35	11	8	37
426		Chandel	254	111	54	35	10	3	42	
427		Noney	253	101	47	37	11	6	52	
428		Tengnoupal	247	111	49	34	12	3	37	
429		Pherzawl	245	86	60	32	17	3	47	

Table 2: District- wise Score for all Six categories of PGI-D for 2021-22

Sr. no.	State/UT	District	Grade	District score 2021-22								
				Overall	Category							
					1.Outcome (290)	2. ECT (90)	3. IF&SE (51)	4.SS &CP (35)	5. DL (50)	6. GP (84)		
1	2	3	4	5	6	7	8	9	10	11		
430	Meghalaya	East Khasi Hills	Prachesta-3	282	123	49	34	10	7	59		
431		West Khasi Hills		263	104	63	26	13	6	52		
432		West Jaintia Hills		251	96	55	30	12	3	56		
433		South West Garo Hills		243	107	41	19	12	4	60		
434		South West Khasi Hills		235	86	44	32	13	2	57		
435		Ri Bhoi		232	93	42	30	17	4	46		
436		East Garo Hills		221	85	41	28	19	4	45		
437		East Jaintia Hills		213	91	27	30	6	5	54		
438		West Garo Hills		210	87	52	22	10	2	36		
439		South Garo Hills		202	91	24	22	9	5	51		
440		North Garo Hills		196	84	35	20	9	3	45		
441		Mizoram		Saiha	Prachesta-1	318	126	67	40	21	3	61
442				Serchhip		311	124	65	43	17	5	58
443				Saitual	Prachesta-2	297	115	66	32	27	7	50
444	Hnahthial		283	121		64	35	22	4	37		
445	Kolasib		281	103		77	38	17	1	45		
446	Khawzawl		270	115		58	30	19	11	37		
447	Lunglei		269	102		70	31	19	2	45		
448	Champhai		267	109		54	35	10	4	55		
449	Mamit		265	97		76	37	16	4	36		
450	Aizawl		264	133		49	25	9	3	45		
451	Lawngtlai		258	107		55	33	7	1	54		
452	Nagaland	Kohima	Prachesta-1	311	144	63	36	19	19	31		
453		Mokokchung		301	130	69	40	13	14	35		
454		Dimapur	Prachesta-2	296	121	68	40	16	15	36		
455		Peren		293	109	70	37	26	16	35		
456		Wokha		289	116	65	36	26	12	34		
457		Kiphire		283	112	65	32	8	14	52		
458		Phek		276	117	63	36	15	10	35		
459		Zunheboto		274	122	65	31	14	8	34		
460		Longleng		270	102	56	35	18	5	53		
461		Tuensang		269	113	58	39	25	5	30		
462		Mon		251	95	61	33	19	13	29		

Table 2: District- wise Score for all Six categories of PGI-D for 2021-22

Sr. no.	State/UT	District	Grade	District score 2021-22							
				Overall	Category						
					1.Outcome (290)	2. ECT (90)	3. IF&SE (51)	4.SS &CP (35)	5. DL (50)	6. GP (84)	
1	2	3	4	5	6	7	8	9	10	11	
463	Odisha	Khurdha	Ati-Uttam	425	176	86	47	34	15	66	
464		Cuttack	Uttam	411	178	85	45	35	15	53	
465		Nuapada		407	179	83	45	32	6	61	
466		Nayagarh		406	166	86	43	33	14	64	
467		Bhadrak		403	160	86	45	34	13	66	
468		Jagatsinghpur		398	180	81	45	33	7	53	
469		Jajpur		396	158	85	44	32	14	62	
470		Sundergarh		396	150	86	48	35	15	62	
471		Sambalpur		396	156	83	48	35	10	63	
472		Angul		395	166	85	45	30	8	61	
473		Puri		390	160	84	42	33	9	63	
474		Balasore		390	159	82	45	32	7	63	
475		Baragarh		389	158	84	42	33	12	60	
476		Jharsuguda		386	150	86	44	34	11	61	
477		Dhenkanal		386	150	85	47	35	8	61	
478		Kendrapara		384	141	86	44	34	13	66	
479		Ganjam		383	158	83	45	26	14	57	
480		Kalahandi		383	168	83	42	26	5	60	
481		Malkangiri		378	145	85	45	35	4	64	
482		Bolangir		374	144	82	43	35	6	63	
483		Sonepur		369	141	83	43	35	7	61	
484		Keonjhar		369	140	82	45	31	6	65	
485		Koraput		366	139	80	45	28	4	70	
486		Deogarh		363	135	80	45	31	7	65	
487		Gajapati	360	152	80	40	28	4	56		
488		Kandhamal	Prachesta-1	357	125	84	45	34	6	64	
489		Nabarangpur		353	132	81	42	30	4	63	
490		Boudh		347	120	83	43	30	9	61	
491		Rayagada		336	111	79	45	34	5	63	
492		Mayurbhanj		328	113	82	41	27	9	57	
493		Puducherry	Pondicherry	Ati-Uttam	439	164	85	44	35	30	81
494			Mahe	Uttam	429	148	86	45	35	33	82
495	Yanam		406		131	87	44	35	28	81	
496	Karaikal		399	125	85	44	35	29	81		
497	Punjab	Barnala	Ati-Uttam	468	212	85	40	28	31	72	
498		Ferozpur	457	203	87	42	28	28	69		
499		Muktsar	452	191	83	43	34	30	72		
500		Taran Taran	446	183	87	42	33	26	75		

Table 2: District- wise Score for all Six categories of PGI-D for 2021-22

Sr. no.	State/UT	District	Grade	District score 2021-22						
				Overall	Category					
					1.Outcome (290)	2. ECT (90)	3. IF&SE (51)	4.SS &CP (35)	5. DL (50)	6. GP (84)
1	2	3	4	5	6	7	8	9	10	11
501	Punjab	Bathinda	Uttam	443	181	83	42	34	31	72
502		Gurdaspur		439	174	87	44	32	30	73
503		Moga		439	186	84	44	26	31	69
504		Amritsar		438	185	85	42	27	30	69
505		Malerkotla		436	172	88	44	35	30	67
506		Mansa		434	185	84	38	23	32	73
507		Patiala		434	193	83	46	25	30	56
508		Nawanshahr		433	179	87	41	26	31	70
509		Fatehgarh Sahib		431	173	86	47	25	31	69
510		Sangrur		429	167	85	46	29	32	69
511		Pathankot		428	172	82	41	30	33	70
512		Faridkot		427	177	84	46	22	31	67
513		Kapurthala		424	169	87	37	27	34	71
514		Fazilka		422	164	86	47	24	29	72
515		Mohali		417	177	81	32	25	32	69
516		Ludhiana		414	176	83	36	19	31	68
517		Jalandhar		409	159	87	46	24	30	62
518		Hoshiarpur		389	162	64	44	19	30	69
519		Rupnagar		379	162	58	39	22	29	68
520	Rajasthan	Dhaulpur	Ati-Uttam	444	212	83	34	33	19	62
521		Jaipur		440	190	86	44	34	22	64
522		Alwar		431	186	85	42	35	20	62
523		Bundi		427	182	85	45	34	16	64
524		Ganganagar		421	171	86	43	35	22	63
525		Jhunjhunu		419	174	87	43	35	18	63
526		Pratapgarh (Raj.)	419	185	84	36	35	19	60	
527		Ajmer	416	181	86	37	35	22	54	
528		Chittaurgarh	416	167	86	44	35	21	63	
529		Rajsamand	413	171	86	42	30	21	63	
530		Tonk	407	172	82	36	35	19	62	
531		Barmer	405	171	85	38	35	15	61	
532		Jodhpur	403	158	86	44	35	17	63	
533		Sikar	401	163	86	31	35	20	64	
534		Nagaur	400	178	83	28	35	16	60	
535		Bikaner	396	160	86	38	35	17	61	
536		Dausa	394	171	80	35	34	13	61	
537		Pali	390	156	84	41	34	16	58	

Table 2: District- wise Score for all Six categories of PGI-D for 2021-22

Sr. no.	State/UT	District	Grade	District score 2021-22							
				Overall	Category						
					1.Outcome (290)	2. ECT (90)	3. IF&SE (51)	4.SS &CP (35)	5. DL (50)	6. GP (84)	
1	2	3	4	5	6	7	8	9	10	11	
538		Hanumangarh		386	145	86	41	35	22	58	
539		Karauli		383	161	83	34	35	13	57	
540		Sirohi		381	156	82	33	35	19	57	
541		Jalor		378	139	84	38	35	21	61	
542		Sawai Madhopur		377	143	85	36	35	18	61	
543		Bhilwara		377	153	84	33	35	12	61	
544		Dungarpur		377	139	85	40	35	19	59	
545		Kota		374	170	85	25	35	21	38	
546		Jaisalmer		373	143	84	40	34	13	59	
547		Jhalawar		369	157	73	29	35	11	64	
548		Baran		364	155	82	24	32	9	63	
549		Banswara		360	137	84	31	34	18	57	
550		Churu		Prachesta-1	352	168	56	34	19	21	55
551		Udaipur			350	126	82	36	35	13	57
552		Bharatpur			346	149	71	36	16	16	59
553	Sikkim	Pakyong	Prachesta-1	349	139	76	42	18	17	58	
554		Soreng		342	109	80	38	30	19	65	
555		Gyalshing		331	97	82	38	30	21	63	
556		Mangan		331	111	82	32	27	18	61	
557		Gangtok		323	122	77	27	27	18	52	
558		Namchi		Prachesta-2	298	119	63	32	19	12	54
559	Tamilnadu	Perambalur	Uttam	411	165	82	40	25	17	82	
560		Chennai		391	137	80	38	35	19	83	
561		Coimbatore		391	148	80	40	25	19	79	
562		Ariyalur		389	141	82	40	25	16	84	
563		Erode		388	148	80	42	25	15	79	
564		Cuddalore		387	140	82	41	28	18	79	
565		Kancheepuram		387	143	82	40	25	18	78	
566		Tiruvallur		387	143	81	40	25	16	81	
567		Chengalpattu		385	143	82	40	25	17	79	
568		Tiruchirappalli		385	140	81	40	25	17	81	
569		Thanjavur		385	144	82	41	25	12	81	
570		Salem		385	143	81	41	25	16	80	
571		Vellore		384	142	80	39	25	15	81	
572		Tirupattur		383	140	80	41	25	15	81	
573		Madurai		383	143	78	40	25	15	81	
574		Kanniyakumari		382	137	83	41	25	17	80	

Table 2: District- wise Score for all Six categories of PGI-D for 2021-22

Sr. no.	State/UT	District	Grade	District score 2021-22							
				Overall	Category						
					1.Outcome (290)	2. ECT (90)	3. IF&SE (51)	4.SS &CP (35)	5. DL (50)	6. GP (84)	
1	2	3	4	5	6	7	8	9	10	11	
575	Tamil Nadu	Virudhunagar	Uttam	382	137	81	40	25	17	81	
576		The Nilgiris		381	143	79	41	25	15	79	
577		Krishnagiri		380	134	79	39	30	18	80	
578		Tiruppur		379	136	81	42	25	15	81	
579		Tiruvannamalai		379	134	82	41	25	16	81	
580		Tiruvarur		379	140	80	41	25	14	79	
581		Dindigul		379	141	79	38	25	16	80	
582		Tirunelveli		379	137	79	37	35	12	79	
583		Sivagangai		378	137	80	40	25	16	79	
584		Thoothukkudi		377	138	80	39	25	12	83	
585		Villupuram		376	135	80	38	25	18	80	
586		Kallakurichi		375	136	78	40	25	17	79	
587		Ranipet		371	136	82	38	25	9	81	
588		Nagapattinam		370	133	82	35	25	15	80	
589		Dharmapuri		369	131	82	40	25	9	82	
590		Karur		367	122	82	42	25	17	80	
591		Namakkal		367	127	81	40	25	14	81	
592		Tenkasi		366	127	81	37	25	15	81	
593		Ramanathapuram		Prachesta-1	357	121	81	37	25	12	81
594		Pudukkottai			356	116	79	41	25	16	79
595	Theni	347	115		79	34	25	14	80		
596	Telangana	Medchal	Uttam	381	128	85	44	35	21	68	
597		Hanumakonda		377	141	78	42	32	13	72	
598		Siddipet		373	135	83	39	34	15	67	
599		Warangal		361	126	76	43	31	13	72	
600		Nalgonda		Prachesta-1	351	124	82	34	35	12	64
601		Nizamabad	349		127	83	31	31	15	63	
602		Mahabubabad	343		118	76	39	28	12	70	
603		Wanaparthy	340		117	81	38	32	8	64	
604		Karimnagar	340		126	77	35	27	10	64	
605		Sangareddy	337		120	78	30	32	15	62	
606		Rangareddy	336		136	68	31	25	17	59	
607		Mancherial	332		133	76	25	32	8	58	
608		Jayashankar	331		125	74	33	26	6	68	
609		Jogulamba Gadwal	330		121	74	32	26	8	69	
610		Mahabubnagar	330	130	78	31	21	7	63		

Table 2: District- wise Score for all Six categories of PGI-D for 2021-22

Sr. no.	State/UT	District	Grade	District score 2021-22						
				Overall	Category					
					1.Outcome (290)	2. ECT (90)	3. IF&SE (51)	4.SS &CP (35)	5. DL (50)	6. GP (84)
1	2	3	4	5	6	7	8	9	10	11
611		Vikarabad		328	134	66	29	28	8	64
612		Jagtial		328	118	73	31	34	8	64
613		Kamareddy		326	119	74	27	30	7	69
614		Mulugu		326	101	72	40	32	11	70
615		Jangaon		321	112	80	32	28	8	61
616		Khammam		320	113	64	43	27	8	65
617		Bhadradi Kothagudem		319	114	78	27	25	9	66
618		Hyderabad		319	121	72	28	26	18	55
619		Rajanna Siricilla		313	97	83	27	33	12	62
620		Medak		308	110	71	36	23	8	60
621		Kumuram Bheem Asifabad		304	114	65	32	22	4	68
622		Nirmal		304	115	67	33	17	4	68
623		Narayanapet		299	105	65	35	27	10	57
624		Yadadi Bhuvanagiri		297	100	72	34	21	8	61
625		Nagarkurnool	Prachesta-2	296	95	75	25	27	6	69
626		Suryapet		294	97	71	26	32	7	63
627		Peddapalli		286	94	69	25	24	8	65
628		Adilabad		276	84	67	32	25	3	64
629		Sepahijala		345	131	80	31	28	8	67
630		Khawai		338	118	82	38	29	7	64
631		South Tripura	Prachesta-1	334	127	80	42	29	3	52
632		West Tripura		332	129	76	44	20	9	54
633		Dhalai		313	100	69	43	31	5	65
634		North Tripura		310	109	79	42	28	11	42
635		Unakoti	Prachesta-2	256	95	72	34	15	3	36
636		Gomati	Prachesta-3	229	97	50	32	19	6	26
637		Gautam Buddha Nagar		386	149	84	37	34	22	60
638		Mathura		381	155	81	38	34	14	59
639		Varanasi		380	148	83	42	35	14	59
640		Deoria	Uttam	376	150	84	35	35	9	62
641		Gorakhpur		371	141	85	37	35	12	60
642		Farrukhabad		371	147	81	41	35	9	57
643		Shrawasti		370	132	81	43	35	9	70
644		Mahoba		367	139	86	43	35	7	58

Table 2: District- wise Score for all Six categories of PGI-D for 2021-22

Sr. no.	State/UT	District	Grade	District score 2021-22						
				Overall	Category					
					1.Outcome (290)	2. ECT (90)	3. IF&SE (51)	4.SS &CP (35)	5. DL (50)	6. GP (84)
1	2	3	4	5	6	7	8	9	10	11
645		Prayagraj		366	143	85	36	35	11	56
646		Bulandshahr		366	137	84	43	35	15	52
647		Jhansi		365	124	83	39	31	8	79
648		Amethi - Csm Nagar		365	135	82	42	35	9	62
649		Shamli (Prabudh Nagar)		364	127	86	44	35	11	61
650		Ghaziabad		362	137	86	36	32	21	52
651		Sambhal (Bhim Nagar)		361	141	83	41	35	14	48
652		Firozabad		357	130	83	43	30	10	60
653		Bareilly		355	118	86	42	35	15	60
654		Meerut		355	129	84	37	33	16	56
655		Lucknow		353	132	76	38	31	17	58
656		Basti		352	131	83	34	35	8	61
657		Sant Kabir Nagar		352	135	79	32	34	13	58
658		Mirzapur		351	130	80	35	35	14	56
659		Ballia		348	143	82	36	28	7	52
660		Kanpur Dehat		347	143	77	30	30	6	60
661		Gonda		347	130	80	33	35	9	60
662		Saharanpur		346	120	82	42	35	8	60
663		Kheri		344	131	80	39	31	7	56
664		Hapur (Panchsheel Nagar)	Prachesta-1	343	114	82	38	32	13	63
665		Jyotiba Phule Nagar (Amroha)		341	122	81	40	33	5	61
666		Kushinagar		341	127	81	33	32	9	59
667		Pratapgarh		339	122	84	30	34	10	58
668		Hathras		338	116	82	38	35	9	57
669		Sultanpur		337	121	82	36	35	9	55
670		Ghazipur		337	131	79	35	30	6	56
671		Bijnor		337	110	84	37	35	13	57
672		Azamgarh		335	128	72	30	33	6	65
673		Auraiya		334	141	74	25	29	6	60
674		Etawah		334	132	77	25	35	7	58
675		Sonbhadra		334	108	84	37	35	11	59
676		Barabanki		334	123	81	37	30	7	55

Table 2: District- wise Score for all Six categories of PGI-D for 2021-22

Sr. no.	State/UT	District	Grade	District score 2021-22						
				Overall	Category					
					1.Outcome (290)	2. ECT (90)	3. IF&SE (51)	4.SS &CP (35)	5. DL (50)	6. GP (84)
1	2	3	4	5	6	7	8	9	10	11
677		Kannauj		332	124	80	40	34	10	44
678		Maharajganj		332	124	82	39	33	13	42
679		Moradabad		331	118	80	36	31	12	54
680		Siddharthnagar		331	122	81	32	30	8	57
681		Faizabad		331	125	74	31	29	13	58
682		Rampur		330	124	75	36	30	9	57
683		Bhadoi		330	118	78	32	32	12	58
684		Mau		330	133	80	39	34	6	38
685		Baghpat		329	111	81	35	35	12	55
686		Bahraich		327	124	78	38	32	3	53
687		Etah		327	123	76	32	30	6	59
688		Hardoi		327	106	83	37	35	6	60
689		Ambedkar Nagar		326	116	71	34	30	14	61
690		Jaunpur		325	114	84	32	35	8	53
691		Kaushambi		320	112	80	38	30	5	55
692		Shahjahanpur		320	116	72	36	30	11	55
693		Kanshiram Nagar		318	104	78	34	32	12	59
694		Kanpur Nagar		318	104	77	32	35	10	60
695		Muzaffarnagar		317	115	75	35	32	10	51
696		Jalaun		317	140	65	28	18	8	58
697		Unnao		314	105	85	34	30	5	55
698		Agra		311	108	71	34	33	9	56
699		Fatehpur		311	118	68	36	31	4	54
700		Chandauli		310	114	73	37	25	6	55
701		Hamirpur (U.P.)		307	111	73	36	26	4	58
702		Lalitpur		306	115	68	34	24	6	58
703		Balrampur Up		306	94	78	35	35	5	59
704		Chitrakoot		304	117	70	33	23	4	57
705		Budaun		304	91	82	36	30	7	58
706		Sitapur		302	95	78	39	27	7	56
707		Pilibhit		301	106	70	37	28	11	48
708		Mainpuri		296	101	72	38	20	7	57
709		Rae Bareli	Prachesta-2	292	117	67	36	23	6	43
710		Banda		287	109	71	26	26	6	49
711		Aligarh		286	107	52	30	29	12	55
712	Uttarakhand	Dehradun	Uttam	364	146	81	38	28	16	56

Table 2: District- wise Score for all Six categories of PGI-D for 2021-22

Sr. no.	State/UT	District	Grade	District score 2021-22							
				Overall	Category						
					1.Outcome (290)	2. ECT (90)	3. IF&SE (51)	4.SS &CP (35)	5. DL (50)	6. GP (84)	
1	2	3	4	5	6	7	8	9	10	11	
713	West Bengal	Hardwar	Prachesta-1	350	127	81	38	30	17	57	
714		Champawat		349	132	82	37	31	11	57	
715		Bageshwar		348	123	85	36	30	15	59	
716		Pauri		340	143	77	26	33	15	47	
717		Udham Singh Nagar		329	117	81	34	25	14	58	
718		Nainital		329	149	65	40	14	12	48	
719		Rudraprayag		328	123	76	34	26	12	56	
720		Pithoragarh		323	123	78	38	24	8	51	
721		Almora		317	122	79	34	23	7	52	
722		Uttarkashi		310	109	75	34	25	11	55	
723		Tehri Garhwal		308	111	79	35	32	9	41	
724		Chamoli		299	Prachesta-2	113	74	24	23	10	55
725		Kolkata		427	Ati-Uttam	185	82	42	34	27	57
726		Hooghly		415	Uttam	169	85	44	35	23	58
727	Purba Bardhaman	415	169	85		44	35	23	59		
728	North Twenty Four Pargana	407	189	81		33	31	24	50		
729	Murshidabad	397	177	79		37	35	14	55		
730	Jhargram	393	172	81		41	31	17	52		
731	Coochbehar	387	158	82		34	35	21	58		
732	Paschim Bardhaman	386	162	78		36	35	21	55		
733	Nadia	380	160	76		34	30	20	60		
734	South Twenty Four Pargana	380	156	79		36	34	21	54		
735	Maldah	380	149	79		36	35	21	61		
736	Bankura	380	160	78		31	35	18	58		
737	Dakshin Dinajpur	380	142	82		42	35	23	56		
738	Paschim Medinipur	379	158	77		39	30	14	61		
739	Purba Medinipur	378	172	81		34	15	15	62		
740	Howrah	362	147	78	35	33	16	53			
741	Puruliya	362	131	83	36	33	21	58			
742	Jalpaiguri	353	115	82	42	34	23	56			
743	Alipurduar	350	134	78	36	35	19	50			
744	Birbhum	343	120	78	41	31	20	54			
745	Siliguri	338	135	79	20	25	25	54			
746	Kalimpong	330	123	79	33	35	14	46			

Table 2: District- wise Score for all Six categories of PGI-D for 2021-22

Sr. no.	State/UT	District	Grade	District score 2021-22						
				Overall	Category					
					1.Outcome (290)	2. ECT (90)	3. IF&SE (51)	4.SS &CP (35)	5. DL (50)	6. GP (84)
1	2	3	4	5	6	7	8	9	10	11
747		Uttar Dinajpur		315	115	74	34	20	18	54
748		Darjiling	Prachesta-3	194	87	32	25	5	14	32



Table 3: Details of Score of the districts in last Four years with Grade

Sr. No.	State/UT	District	District score				Grade			
			2018-19	2019-20	2020-21	2021-22	2018-19	2019-20	2020-21	2021-22
1	2	3	4	5	6	7	8	9	10	11
1	Andaman & Nicobar Islands	Middle And North Andamans	375	399	401	381	Uttam	Uttam	Uttam	Uttam
2		Andamans	376	404	402	375	Uttam	Uttam	Uttam	Uttam
3		Nicobars	353	389	390	367	Prachesta-1	Uttam	Uttam	Uttam
4	Andhra Pradesh	Visakhapatnam	347	368	370	397	Prachesta-1	Uttam	Uttam	Uttam
5		Guntur	376	386	425	393	Uttam	Uttam	Ati-Uttam	Uttam
6		Vizianagaram	334	365	419	390	Prachesta-1	Uttam	Uttam	Uttam
7		Chittoor	354	357	397	385	Prachesta-1	Prachesta-1	Uttam	Uttam
8		East Godavari	393	405	407	383	Uttam	Uttam	Uttam	Uttam
9		Krishna	374	397	429	381	Uttam	Uttam	Ati-Uttam	Uttam
10		Kadapa	351	381	416	379	Prachesta-1	Uttam	Uttam	Uttam
11		Srikakulam	394	386	373	376	Uttam	Uttam	Uttam	Uttam
12		Nellore	367	381	409	373	Uttam	Uttam	Uttam	Uttam
13		West Godavari	349	385	333	364	Prachesta-1	Uttam	Prachesta-1	Uttam
14		Anantapur	361	363	385	363	Uttam	Uttam	Uttam	Uttam
15		Prakasam	373	383	412	344	Uttam	Uttam	Uttam	Prachesta-1
16		Kurnool	363	375	316	341	Uttam	Uttam	Prachesta-1	Prachesta-1
17		Arunachal Pradesh	Lower Subansiri	251	264	327	361	Prachesta-2	Prachesta-2	Prachesta-1
18	Lower Dibang Valley		291	298	294	306	Prachesta-2	Prachesta-2	Prachesta-2	Prachesta-1
19	East Siang		257	269	266	306	Prachesta-2	Prachesta-2	Prachesta-2	Prachesta-1
20	Tawang		264	289	291	296	Prachesta-2	Prachesta-2	Prachesta-2	Prachesta-2
21	Kamle		301	318	304	293	Prachesta-1	Prachesta-1	Prachesta-1	Prachesta-2
22	Pakke Kessang		ND	197	265	288	ND	Prachesta-3	Prachesta-2	Prachesta-2
23	Lohit		233	241	253	284	Prachesta-3	Prachesta-2	Prachesta-2	Prachesta-2
24	Capital Complex Itanagar		255	306	286	281	Prachesta-2	Prachesta-1	Prachesta-2	Prachesta-2
25	Kra Dadi		235	169	274	277	Prachesta-3	Akanshi-1	Prachesta-2	Prachesta-2
26	West Siang		249	254	288	275	Prachesta-2	Prachesta-2	Prachesta-2	Prachesta-2
27	Anjaw		295	283	238	275	Prachesta-2	Prachesta-2	Prachesta-3	Prachesta-2
28	Tirap		314	302	311	275	Prachesta-1	Prachesta-1	Prachesta-1	Prachesta-2
29	Papum Pare		209	215	209	273	Prachesta-3	Prachesta-3	Prachesta-3	Prachesta-2
30	Dibang Valley		187	193	249	266	Prachesta-3	Prachesta-3	Prachesta-2	Prachesta-2
31	Upper Siang		243	268	230	266	Prachesta-2	Prachesta-2	Prachesta-3	Prachesta-2
32	Namsai		144	226	258	264	Akanshi-1	Prachesta-3	Prachesta-2	Prachesta-2
33	East Kameng		213	282	241	263	Prachesta-3	Prachesta-2	Prachesta-2	Prachesta-2
34	Lepa Rada		ND	222	262	261	ND	Prachesta-3	Prachesta-2	Prachesta-2
35	Changlang	249	241	250	258	Prachesta-2	Prachesta-2	Prachesta-2	Prachesta-2	

Table 3: Details of Score of the districts in last Four years with Grade

Sr. No.	State/UT	District	District score				Grade			
			2018 -19	2019 -20	2020 -21	2021 -22	2018-19	2019-20	2020-21	2021-22
1	2	3	4	5	6	7	8	9	10	11
36		Lower Siang	212	245	293	252	Prachesta-3	Prachesta-2	Prachesta-2	Prachesta-2
37		Longding	208	169	195	239	Prachesta-3	Akanshi-1	Prachesta-3	Prachesta-3
38		West Kameng	255	236	228	233	Prachesta-2	Prachesta-3	Prachesta-3	Prachesta-3
39		Siang	223	248	270	229	Prachesta-3	Prachesta-2	Prachesta-2	Prachesta-3
40		Kurung Kumey	228	245	263	223	Prachesta-3	Prachesta-2	Prachesta-2	Prachesta-3
41		Upper Subansiri	215	213	227	219	Prachesta-3	Prachesta-3	Prachesta-3	Prachesta-3
42		Shi Yomi	ND	109	287	205	ND	Akanshi-2	Prachesta-2	Prachesta-3
43		Assam	Majuli	379	356	375	371	Uttam	Prachesta-1	Uttam
44	Kamrup-Metro		295	294	378	367	Prachesta-2	Prachesta-2	Uttam	Uttam
45	Jorhat		344	355	384	363	Prachesta-1	Prachesta-1	Uttam	Uttam
46	Sibsagar		345	348	361	363	Prachesta-1	Prachesta-1	Uttam	Uttam
47	Kamrup-Rural		339	349	363	363	Prachesta-1	Prachesta-1	Uttam	Uttam
48	Goalpara		337	351	360	354	Prachesta-1	Prachesta-1	Prachesta-1	Prachesta-1
49	Charaideo		349	353	342	353	Prachesta-1	Prachesta-1	Prachesta-1	Prachesta-1
50	Udalguri		293	319	384	353	Prachesta-2	Prachesta-1	Uttam	Prachesta-1
51	Dibrugarh		350	351	378	351	Prachesta-1	Prachesta-1	Uttam	Prachesta-1
52	Nalbari		341	352	341	348	Prachesta-1	Prachesta-1	Prachesta-1	Prachesta-1
53	Tinsukia		311	325	351	345	Prachesta-1	Prachesta-1	Prachesta-1	Prachesta-1
54	Morigaon		375	392	393	341	Uttam	Uttam	Uttam	Prachesta-1
55	Darrang		341	354	367	335	Prachesta-1	Prachesta-1	Uttam	Prachesta-1
56	Sonitpur		322	336	326	332	Prachesta-1	Prachesta-1	Prachesta-1	Prachesta-1
57	Dhemaji		288	295	310	330	Prachesta-2	Prachesta-2	Prachesta-1	Prachesta-1
58	Biswanath		335	363	364	329	Prachesta-1	Uttam	Uttam	Prachesta-1
59	Barpeta		309	337	333	326	Prachesta-1	Prachesta-1	Prachesta-1	Prachesta-1
60	Hojai		314	317	372	326	Prachesta-1	Prachesta-1	Uttam	Prachesta-1
61	Karimganj		291	296	336	326	Prachesta-2	Prachesta-2	Prachesta-1	Prachesta-1
62	Dima Hasao		325	319	358	322	Prachesta-1	Prachesta-1	Prachesta-1	Prachesta-1
63	Hailakandi		338	347	349	316	Prachesta-1	Prachesta-1	Prachesta-1	Prachesta-1
64	Bajali					314				Prachesta-1
65	Golaghat		311	320	354	308	Prachesta-1	Prachesta-1	Prachesta-1	Prachesta-1
66	West Karbi Anglong		312	329	306	306	Prachesta-1	Prachesta-1	Prachesta-1	Prachesta-1
67	Baksa		269	290	283	304	Prachesta-2	Prachesta-2	Prachesta-2	Prachesta-1
68	Bongaigaon		300	358	358	304	Prachesta-1	Prachesta-1	Prachesta-1	Prachesta-1
69	Nagaon		320	337	352	296	Prachesta-1	Prachesta-1	Prachesta-1	Prachesta-2
70	Dhubri		324	334	308	293	Prachesta-1	Prachesta-1	Prachesta-1	Prachesta-2
71	Kokrajhar		321	338	335	292	Prachesta-1	Prachesta-1	Prachesta-1	Prachesta-2
72	Lakhimpur		267	239	338	291	Prachesta-2	Prachesta-3	Prachesta-1	Prachesta-2
73	Cachar		323	337	364	291	Prachesta-1	Prachesta-1	Uttam	Prachesta-2
74	Karbi Anglong		320	308	311	288	Prachesta-1	Prachesta-1	Prachesta-1	Prachesta-2

Table 3: Details of Score of the districts in last Four years with Grade

Sr. No.	State/UT	District	District score				Grade			
			2018 -19	2019 -20	2020 -21	2021 -22	2018-19	2019-20	2020-21	2021-22
1	2	3	4	5	6	7	8	9	10	11
75	Bihar	Tamulpur				265				Prachesta-2
76		Chirang	264	283	291	248	Prachesta-2	Prachesta-2	Prachesta-2	Prachesta-2
77		South Salmara-Mankachar	251	272	313	140	Prachesta-2	Prachesta-2	Prachesta-1	Akanshi-1
78		Nalanda	304	313	338	338	Prachesta-1	Prachesta-1	Prachesta-1	Prachesta-1
79		Jehanabad	314	318	330	321	Prachesta-1	Prachesta-1	Prachesta-1	Prachesta-1
80		Kaimur (Bhabua)	344	354	340	316	Prachesta-1	Prachesta-1	Prachesta-1	Prachesta-1
81		Kishanganj	234	237	307	316	Prachesta-3	Prachesta-3	Prachesta-1	Prachesta-1
82		Saharsa	299	300	321	315	Prachesta-2	Prachesta-2	Prachesta-1	Prachesta-1
83		Madhubani	327	307	324	312	Prachesta-1	Prachesta-1	Prachesta-1	Prachesta-1
84		Nawada	338	353	342	312	Prachesta-1	Prachesta-1	Prachesta-1	Prachesta-1
85		Patna	327	353	358	312	Prachesta-1	Prachesta-1	Prachesta-1	Prachesta-1
86		Bhojpur	267	284	315	308	Prachesta-2	Prachesta-2	Prachesta-1	Prachesta-1
87		Munger	332	340	329	306	Prachesta-1	Prachesta-1	Prachesta-1	Prachesta-1
88		Arwal	284	297	335	305	Prachesta-2	Prachesta-2	Prachesta-1	Prachesta-1
89		Sheikhpura	299	306	322	305	Prachesta-2	Prachesta-1	Prachesta-1	Prachesta-1
90		Muzaffarpur	299	317	333	304	Prachesta-2	Prachesta-1	Prachesta-1	Prachesta-1
91		Sitamarhi	260	275	302	300	Prachesta-2	Prachesta-2	Prachesta-1	Prachesta-2
92		Buxar	325	321	313	298	Prachesta-1	Prachesta-1	Prachesta-1	Prachesta-2
93		Darbhanga	285	294	300	298	Prachesta-2	Prachesta-2	Prachesta-2	Prachesta-2
94		Aurangabad (Bihar)	266	267	332	296	Prachesta-2	Prachesta-2	Prachesta-1	Prachesta-2
95		Siwan	335	339	333	296	Prachesta-1	Prachesta-1	Prachesta-1	Prachesta-2
96		Begusarai	317	329	335	294	Prachesta-1	Prachesta-1	Prachesta-1	Prachesta-2
97		Lakhisarai	313	323	357	290	Prachesta-1	Prachesta-1	Prachesta-1	Prachesta-2
98		Vaishali	303	326	343	289	Prachesta-1	Prachesta-1	Prachesta-1	Prachesta-2
99		Purba Champaran	294	291	325	289	Prachesta-2	Prachesta-2	Prachesta-1	Prachesta-2
100		Purnia	292	304	312	282	Prachesta-2	Prachesta-1	Prachesta-1	Prachesta-2
101		Jamui	297	306	319	281	Prachesta-2	Prachesta-1	Prachesta-1	Prachesta-2
102		Bhagalpur	288	295	320	280	Prachesta-2	Prachesta-2	Prachesta-1	Prachesta-2
103		Pashchim Champaran	246	299	320	280	Prachesta-2	Prachesta-2	Prachesta-1	Prachesta-2
104		Samastipur	305	318	334	275	Prachesta-1	Prachesta-1	Prachesta-1	Prachesta-2
105		Katihar	279	294	332	274	Prachesta-2	Prachesta-2	Prachesta-1	Prachesta-2
106		Saran	286	290	321	273	Prachesta-2	Prachesta-2	Prachesta-1	Prachesta-2
107		Gopalganj	303	308	333	269	Prachesta-1	Prachesta-1	Prachesta-1	Prachesta-2
108	Khagaria	306	309	326	268	Prachesta-1	Prachesta-1	Prachesta-1	Prachesta-2	
109	Madhepura	196	193	309	267	Prachesta-3	Prachesta-3	Prachesta-1	Prachesta-2	
110	Rohtas	280	293	335	258	Prachesta-2	Prachesta-2	Prachesta-1	Prachesta-2	
111	Gaya	305	243	299	253	Prachesta-1	Prachesta-2	Prachesta-2	Prachesta-2	

Table 3: Details of Score of the districts in last Four years with Grade

Sr. No.	State/UT	District	District score				Grade				
			2018 -19	2019 -20	2020 -21	2021 -22	2018-19	2019-20	2020-21	2021-22	
1	2	3	4	5	6	7	8	9	10	11	
112		Sheohar	232	298	321	249	Prachesta-3	Prachesta-2	Prachesta-1	Prachesta-2	
113		Banka	301	321	288	246	Prachesta-1	Prachesta-1	Prachesta-2	Prachesta-2	
114		Araria	239	239	302	226	Prachesta-3	Prachesta-3	Prachesta-1	Prachesta-3	
115		Supaul	316	309	323	223	Prachesta-1	Prachesta-1	Prachesta-1	Prachesta-3	
116	Chandigarh	Chandigarh	454	457	463	444	Ati-Uttam	Ati-Uttam	Ati-Uttam	Ati-Uttam	
117	Chhattisgarh	Mahasamund	376	378	381	391	Uttam	Uttam	Uttam	Uttam	
118		Durg	399	392	402	382	Uttam	Uttam	Uttam	Uttam	
119		Surajpur	418	406	406	372	Uttam	Uttam	Uttam	Uttam	
120		Dhamtari	377	376	393	366	Uttam	Uttam	Uttam	Uttam	
121		Raipur	374	367	382	365	Uttam	Uttam	Uttam	Uttam	
122		Surguja	427	426	431	362	Ati-Uttam	Ati-Uttam	Ati-Uttam	Uttam	
123		Raigarh	383	374	379	357	Uttam	Uttam	Uttam	Prachesta-1	
124		Balodabazar	389	377	379	354	Uttam	Uttam	Uttam	Prachesta-1	
125		Gariaband	379	381	375	352	Uttam	Uttam	Uttam	Prachesta-1	
126		Gourela Pendra Marvahi	ND	ND	311	351	ND	ND	Prachesta-1	Prachesta-1	
127		Balod	389	392	391	350	Uttam	Uttam	Uttam	Prachesta-1	
128		Korba	364	353	376	350	Uttam	Prachesta-1	Uttam	Prachesta-1	
129		Dantewada	361	369	365	349	Uttam	Uttam	Uttam	Prachesta-1	
130		Janjgir - Champa	372	355	378	347	Uttam	Prachesta-1	Uttam	Prachesta-1	
131		Bemetara	374	370	372	347	Uttam	Uttam	Uttam	Prachesta-1	
132		Bilaspur	368	358	366	345	Uttam	Prachesta-1	Uttam	Prachesta-1	
133		Kanker	378	370	366	344	Uttam	Uttam	Uttam	Prachesta-1	
134		Rajnandgaon	369	367	361	342	Uttam	Uttam	Uttam	Prachesta-1	
135		Baster	366	366	373	336	Uttam	Uttam	Uttam	Prachesta-1	
136		Bijapur	341	337	345	335	Prachesta-1	Prachesta-1	Prachesta-1	Prachesta-1	
137		Koriya	365	352	360	334	Uttam	Prachesta-1	Prachesta-1	Prachesta-1	
138		Mungeli	370	372	389	334	Uttam	Uttam	Uttam	Prachesta-1	
139		Jashpur	392	393	399	329	Uttam	Uttam	Uttam	Prachesta-1	
140		Kondagaon	367	359	363	327	Uttam	Prachesta-1	Uttam	Prachesta-1	
141		Balrampur -CG	370	351	381	326	Uttam	Prachesta-1	Uttam	Prachesta-1	
142		Narayanpur	339	341	355	323	Prachesta-1	Prachesta-1	Prachesta-1	Prachesta-1	
143		Kawardha	354	366	372	316	Prachesta-1	Uttam	Uttam	Prachesta-1	
144		Sukma	361	354	359	305	Uttam	Prachesta-1	Prachesta-1	Prachesta-1	
145		Daman & Diu and Dadra & Nagar Haveli	Diu (Dist)	376	377	379	387	Uttam	Uttam	Uttam	Uttam
146			Daman (Dist)	415	423	382	359	Uttam	Ati-Uttam	Uttam	Prachesta-1
147	Dadra And Nagar Haveli(Dist)		402	414	428	354	Uttam	Uttam	Ati-Uttam	Prachesta-1	
148	Delhi	New Delhi	419	438	447	441	Uttam	Ati-Uttam	Ati-Uttam	Ati-Uttam	

Table 3: Details of Score of the districts in last Four years with Grade

Sr. No.	State/UT	District	District score				Grade				
			2018 -19	2019 -20	2020 -21	2021 -22	2018-19	2019-20	2020-21	2021-22	
1	2	3	4	5	6	7	8	9	10	11	
149		South West A	407	421	427	438	Uttam	Ati-Uttam	Ati-Uttam	Ati-Uttam	
150		South West B	ND	422	428	430	ND	Ati-Uttam	Ati-Uttam	Ati-Uttam	
151		South	403	404	414	430	Uttam	Uttam	Uttam	Ati-Uttam	
152		East	414	421	429	428	Uttam	Ati-Uttam	Ati-Uttam	Ati-Uttam	
153		North West B	426	420	431	425	Ati-Uttam	Uttam	Ati-Uttam	Ati-Uttam	
154		North	410	427	435	421	Uttam	Ati-Uttam	Ati-Uttam	Ati-Uttam	
155		West B	ND	422	437	421	ND	Ati-Uttam	Ati-Uttam	Ati-Uttam	
156		Central	398	409	419	418	Uttam	Uttam	Uttam	Uttam	
157		South East	ND	401	411	416	ND	Uttam	Uttam	Uttam	
158		West A	436	424	429	411	Ati-Uttam	Ati-Uttam	Ati-Uttam	Uttam	
159		North West A	ND	415	426	407	ND	Uttam	Ati-Uttam	Uttam	
160		North East	407	403	415	399	Uttam	Uttam	Uttam	Uttam	
161		Goa	North Goa	341	325	368	362	Prachesta-1	Prachesta-1	Uttam	Uttam
162			South Goa	347	343	376	357	Prachesta-1	Prachesta-1	Uttam	Prachesta-1
163	Gujarat	Valsad	386	424	438	429	Uttam	Ati-Uttam	Ati-Uttam	Ati-Uttam	
164		Junagadh	435	447	418	425	Ati-Uttam	Ati-Uttam	Uttam	Ati-Uttam	
165		Sabar Kantha	416	427	429	421	Uttam	Ati-Uttam	Ati-Uttam	Ati-Uttam	
166		Vadodara	374	411	437	418	Uttam	Uttam	Ati-Uttam	Uttam	
167		Anand	403	422	434	411	Uttam	Ati-Uttam	Ati-Uttam	Uttam	
168		Botad	439	443	455	408	Ati-Uttam	Ati-Uttam	Ati-Uttam	Uttam	
169		Aravalli	408	415	438	407	Uttam	Uttam	Ati-Uttam	Uttam	
170		Navsari	409	436	448	404	Uttam	Ati-Uttam	Ati-Uttam	Uttam	
171		Mahesana	433	434	450	403	Ati-Uttam	Ati-Uttam	Ati-Uttam	Uttam	
172		Jamnagar	393	400	425	401	Uttam	Uttam	Ati-Uttam	Uttam	
173		Bharuch	386	403	413	399	Uttam	Uttam	Uttam	Uttam	
174		Kheda	444	431	440	397	Ati-Uttam	Ati-Uttam	Ati-Uttam	Uttam	
175		Devbhoomi Dwarka	393	414	423	394	Uttam	Uttam	Ati-Uttam	Uttam	
176		Mahisagar	403	419	439	393	Uttam	Uttam	Ati-Uttam	Uttam	
177		Narmada	364	376	409	391	Uttam	Uttam	Uttam	Uttam	
178		Panch Mahals	428	433	444	390	Ati-Uttam	Ati-Uttam	Ati-Uttam	Uttam	
179		Dohad	405	409	422	389	Uttam	Uttam	Ati-Uttam	Uttam	
180		Ahmedabad	378	413	422	388	Uttam	Uttam	Ati-Uttam	Uttam	
181		Kachchh	405	419	434	387	Uttam	Uttam	Ati-Uttam	Uttam	
182		Chhotaudepur	350	373	388	387	Prachesta-1	Uttam	Uttam	Uttam	
183	Surat	438	441	444	382	Ati-Uttam	Ati-Uttam	Ati-Uttam	Uttam		
184	Surendranagar	379	400	396	379	Uttam	Uttam	Uttam	Uttam		
185	Tapi	395	403	430	378	Uttam	Uttam	Ati-Uttam	Uttam		
186	The Dangs	369	396	393	377	Uttam	Uttam	Uttam	Uttam		
187	Gir Somnath	370	379	398	375	Uttam	Uttam	Uttam	Uttam		

Table 3: Details of Score of the districts in last Four years with Grade

Sr. No.	State/UT	District	District score				Grade			
			2018 -19	2019 -20	2020 -21	2021 -22	2018-19	2019-20	2020-21	2021-22
1	2	3	4	5	6	7	8	9	10	11
188		Bhavnagar	407	409	441	374	Uttam	Uttam	Ati-Uttam	Uttam
189		Rajkot	413	411	414	374	Uttam	Uttam	Uttam	Uttam
190		Amreli	395	402	388	373	Uttam	Uttam	Uttam	Uttam
191		Patan	411	424	428	367	Uttam	Ati-Uttam	Ati-Uttam	Uttam
192		Morbi	397	409	423	363	Uttam	Uttam	Ati-Uttam	Uttam
193		Porbandar	410	423	417	360	Uttam	Ati-Uttam	Uttam	Prachesta-1
194		Banas Kantha	394	422	430	358	Uttam	Ati-Uttam	Ati-Uttam	Prachesta-1
195		Gandhinagar	406	407	406	341	Uttam	Uttam	Uttam	Prachesta-1
196		Haryana	Jind	366	380	375	387	Uttam	Uttam	Uttam
197	Gurugram		376	376	344	379	Uttam	Uttam	Prachesta-1	Uttam
198	Yamunanagar		326	340	365	377	Prachesta-1	Prachesta-1	Uttam	Uttam
199	Rohtak		378	379	389	376	Uttam	Uttam	Uttam	Uttam
200	Rewari		318	378	371	375	Prachesta-1	Uttam	Uttam	Uttam
201	Hisar		367	397	367	371	Uttam	Uttam	Uttam	Uttam
202	Faridabad		355	370	388	369	Prachesta-1	Uttam	Uttam	Uttam
203	Kurukshetra		340	344	359	369	Prachesta-1	Prachesta-1	Prachesta-1	Uttam
204	Sonipat		371	375	359	369	Uttam	Uttam	Prachesta-1	Uttam
205	Jhajjar		369	367	365	361	Uttam	Uttam	Uttam	Uttam
206	Fatehabad		364	377	383	360	Uttam	Uttam	Uttam	Uttam
207	Kaithal		356	363	368	358	Prachesta-1	Uttam	Uttam	Prachesta-1
208	Bhiwani		352	353	364	357	Prachesta-1	Prachesta-1	Uttam	Prachesta-1
209	Panchkula		361	358	358	351	Uttam	Prachesta-1	Prachesta-1	Prachesta-1
210	Karnal		327	344	361	347	Prachesta-1	Prachesta-1	Uttam	Prachesta-1
211	Mahendragarh		338	376	378	346	Prachesta-1	Uttam	Uttam	Prachesta-1
212	Panipat		370	366	366	345	Uttam	Uttam	Uttam	Prachesta-1
213	Charkhi Dadri		369	378	363	345	Uttam	Uttam	Uttam	Prachesta-1
214	Ambala		353	342	344	329	Prachesta-1	Prachesta-1	Prachesta-1	Prachesta-1
215	Nuh		310	327	307	314	Prachesta-1	Prachesta-1	Prachesta-1	Prachesta-1
216	Palwal	359	345	344	313	Prachesta-1	Prachesta-1	Prachesta-1	Prachesta-1	
217	Sirsa	370	377	342	308	Uttam	Uttam	Prachesta-1	Prachesta-1	
218	Himachal Pradesh	Bilaspur (H.P.)	312	314	343	358	Prachesta-1	Prachesta-1	Prachesta-1	Prachesta-1
219		Chamba	301	301	283	357	Prachesta-1	Prachesta-1	Prachesta-2	Prachesta-1
220		Mandi	357	388	381	336	Prachesta-1	Uttam	Uttam	Prachesta-1
221		Shimla	341	347	354	324	Prachesta-1	Prachesta-1	Prachesta-1	Prachesta-1
222		Kullu	303	321	279	322	Prachesta-1	Prachesta-1	Prachesta-2	Prachesta-1
223		Kangra	359	358	376	317	Prachesta-1	Prachesta-1	Uttam	Prachesta-1
224		Kinnaur	293	308	342	316	Prachesta-2	Prachesta-1	Prachesta-1	Prachesta-1
225		Hamirpur (H.P.)	322	332	346	314	Prachesta-1	Prachesta-1	Prachesta-1	Prachesta-1
226		Solan	285	289	246	307	Prachesta-2	Prachesta-2	Prachesta-2	Prachesta-1

Table 3: Details of Score of the districts in last Four years with Grade

Sr. No.	State/UT	District	District score				Grade			
			2018 -19	2019 -20	2020 -21	2021 -22	2018-19	2019-20	2020-21	2021-22
1	2	3	4	5	6	7	8	9	10	11
227		Sirmaur	281	295	231	303	Prachesta-2	Prachesta-2	Prachesta-3	Prachesta-1
228		Una	323	329	303	297	Prachesta-1	Prachesta-1	Prachesta-1	Prachesta-2
229		Lahul & Spiti	268	274	244	249	Prachesta-2	Prachesta-2	Prachesta-2	Prachesta-2
230	Jammu & Kashmir	Srinagar	333	313	330	374	Prachesta-1	Prachesta-1	Prachesta-1	Uttam
231		Kulgam	284	324	358	360	Prachesta-2	Prachesta-1	Prachesta-1	Prachesta-1
232		Shopian	257	280	297	357	Prachesta-2	Prachesta-2	Prachesta-2	Prachesta-1
233		Pulwama	289	284	287	341	Prachesta-2	Prachesta-2	Prachesta-2	Prachesta-1
234		Anantnag	262	277	304	341	Prachesta-2	Prachesta-2	Prachesta-1	Prachesta-1
235		Rajauri	240	222	323	340	Prachesta-3	Prachesta-3	Prachesta-1	Prachesta-1
236		Jammu	296	283	308	325	Prachesta-2	Prachesta-2	Prachesta-1	Prachesta-1
237		Ganderbal	307	315	319	324	Prachesta-1	Prachesta-1	Prachesta-1	Prachesta-1
238		Badgam	260	280	295	313	Prachesta-2	Prachesta-2	Prachesta-2	Prachesta-1
239		Bandipora	293	298	321	311	Prachesta-2	Prachesta-2	Prachesta-1	Prachesta-1
240		Kupwara	271	281	305	307	Prachesta-2	Prachesta-2	Prachesta-1	Prachesta-1
241		Baramula	277	303	315	303	Prachesta-2	Prachesta-1	Prachesta-1	Prachesta-1
242		Punch	201	194	254	291	Prachesta-3	Prachesta-3	Prachesta-2	Prachesta-2
243		Doda	235	242	282	279	Prachesta-3	Prachesta-2	Prachesta-2	Prachesta-2
244		Samba	271	253	265	279	Prachesta-2	Prachesta-2	Prachesta-2	Prachesta-2
245		Kathua	208	252	254	277	Prachesta-3	Prachesta-2	Prachesta-2	Prachesta-2
246		Kishtwar	229	259	259	263	Prachesta-3	Prachesta-2	Prachesta-2	Prachesta-2
247		Udhampur	211	218	220	253	Prachesta-3	Prachesta-3	Prachesta-3	Prachesta-2
248		Ramban	281	290	288	249	Prachesta-2	Prachesta-2	Prachesta-2	Prachesta-2
249		Reasi	193	195	204	248	Prachesta-3	Prachesta-3	Prachesta-3	Prachesta-2
250	Jharkhand	Saraikela-Kharsawan	355	375	403	373	Prachesta-1	Uttam	Uttam	Uttam
251		Garhwa	270	297	311	368	Prachesta-2	Prachesta-2	Prachesta-1	Uttam
252		Giridih	320	343	375	361	Prachesta-1	Prachesta-1	Uttam	Uttam
253		Hazaribag	394	396	369	352	Uttam	Uttam	Uttam	Prachesta-1
254		Purbi Singhbhum	319	330	321	350	Prachesta-1	Prachesta-1	Prachesta-1	Prachesta-1
255		Pakaur	318	336	346	345	Prachesta-1	Prachesta-1	Prachesta-1	Prachesta-1
256		Ranchi	368	376	367	340	Uttam	Uttam	Uttam	Prachesta-1
257		Palamu	309	318	345	331	Prachesta-1	Prachesta-1	Prachesta-1	Prachesta-1
258		Chatra	352	362	374	330	Prachesta-1	Uttam	Uttam	Prachesta-1
259		Ramgarh	360	381	390	326	Prachesta-1	Uttam	Uttam	Prachesta-1
260		Dhanbad	368	386	388	324	Uttam	Uttam	Uttam	Prachesta-1
261		Deoghar	316	342	340	318	Prachesta-1	Prachesta-1	Prachesta-1	Prachesta-1
262		Latehar	306	312	333	314	Prachesta-1	Prachesta-1	Prachesta-1	Prachesta-1
263		Bokaro	322	335	267	310	Prachesta-1	Prachesta-1	Prachesta-2	Prachesta-1
264		Lohardaga	289	301	307	308	Prachesta-2	Prachesta-1	Prachesta-1	Prachesta-1

Table 3: Details of Score of the districts in last Four years with Grade

Sr. No.	State/UT	District	District score				Grade			
			2018 -19	2019 -20	2020 -21	2021 -22	2018-19	2019-20	2020-21	2021-22
1	2	3	4	5	6	7	8	9	10	11
265		Simdega	320	322	303	306	Prachesta-1	Prachesta-1	Prachesta-1	Prachesta-1
266		Pashchimi Singhbhum	290	315	345	306	Prachesta-2	Prachesta-1	Prachesta-1	Prachesta-1
267		Jamtara	272	299	324	292	Prachesta-2	Prachesta-2	Prachesta-1	Prachesta-2
268		Kodarma	306	319	325	288	Prachesta-1	Prachesta-1	Prachesta-1	Prachesta-2
269		Gumla	293	314	291	286	Prachesta-2	Prachesta-1	Prachesta-2	Prachesta-2
270		Khunti	322	319	320	284	Prachesta-1	Prachesta-1	Prachesta-1	Prachesta-2
271		Sahibganj	331	334	287	275	Prachesta-1	Prachesta-1	Prachesta-2	Prachesta-2
272		Godda	307	320	324	262	Prachesta-1	Prachesta-1	Prachesta-1	Prachesta-2
273		Dumka	252	275	243	224	Prachesta-2	Prachesta-2	Prachesta-2	Prachesta-3
274		Karnataka	Belagavi Chikkodi	410	404	437	409	Uttam	Uttam	Ati-Uttam
275	Hassan		397	397	428	405	Uttam	Uttam	Ati-Uttam	Uttam
276	Dakshina Kannada		393	402	417	402	Uttam	Uttam	Uttam	Uttam
277	Udupi		367	351	415	400	Uttam	Prachesta-1	Uttam	Uttam
278	Chikkamangaluru		352	349	402	393	Prachesta-1	Prachesta-1	Uttam	Uttam
279	Mandya		399	405	399	392	Uttam	Uttam	Uttam	Uttam
280	Uttara Kannada Sirsi		405	397	426	390	Uttam	Uttam	Ati-Uttam	Uttam
281	Bengaluru U South		371	361	407	390	Uttam	Uttam	Uttam	Uttam
282	Bagalkot		416	408	425	387	Uttam	Uttam	Ati-Uttam	Uttam
283	Koppal		375	412	429	387	Uttam	Uttam	Ati-Uttam	Uttam
284	Chitradurga		459	451	428	385	Ati-Uttam	Ati-Uttam	Ati-Uttam	Uttam
285	Tumakuru		405	393	415	384	Uttam	Uttam	Uttam	Uttam
286	Vijayapura		397	413	417	382	Uttam	Uttam	Uttam	Uttam
287	Kolar		409	406	411	381	Uttam	Uttam	Uttam	Uttam
288	Bengaluru Rural		415	419	430	380	Uttam	Uttam	Ati-Uttam	Uttam
289	Uttara Kannada		415	413	431	377	Uttam	Uttam	Ati-Uttam	Uttam
290	Dharwad		429	431	446	376	Ati-Uttam	Ati-Uttam	Ati-Uttam	Uttam
291	Bengaluru U North		358	357	409	372	Prachesta-1	Prachesta-1	Uttam	Uttam
292	Gadag		419	390	433	371	Uttam	Uttam	Ati-Uttam	Uttam
293	Shivamogga		346	366	408	370	Prachesta-1	Uttam	Uttam	Uttam
294	Ballari		317	401	411	366	Prachesta-1	Uttam	Uttam	Uttam
295	Davanagere		407	414	420	363	Uttam	Uttam	Uttam	Uttam
296	Kodagu		382	373	425	363	Uttam	Uttam	Ati-Uttam	Uttam
297	Kalburgi		354	344	375	362	Prachesta-1	Prachesta-1	Uttam	Uttam
298	Bidar		434	401	396	358	Ati-Uttam	Uttam	Uttam	Prachesta-1
299	Belagavi		432	437	432	358	Ati-Uttam	Ati-Uttam	Ati-Uttam	Prachesta-1
300	Mysuru		345	341	409	356	Prachesta-1	Prachesta-1	Uttam	Prachesta-1

Table 3: Details of Score of the districts in last Four years with Grade

Sr. No.	State/UT	District	District score				Grade				
			2018 -19	2019 -20	2020 -21	2021 -22	2018-19	2019-20	2020-21	2021-22	
1	2	3	4	5	6	7	8	9	10	11	
301	Kerala	Vijayanagara				346				Prachesta-1	
302		Haveri	417	411	428	346	Uttam	Uttam	Ati-Uttam	Prachesta-1	
303		Chikkaballapura	389	388	400	344	Uttam	Uttam	Uttam	Prachesta-1	
304		Chamarajanagara	377	380	389	341	Uttam	Uttam	Uttam	Prachesta-1	
305		Ramanagara	409	387	408	339	Uttam	Uttam	Uttam	Prachesta-1	
306		Raichur	378	340	412	331	Uttam	Prachesta-1	Uttam	Prachesta-1	
307		Tumakuru									
308		Madhugiri	363	372	396	330	Uttam	Uttam	Uttam	Prachesta-1	
308		Yadagiri	397	374	397	325	Uttam	Uttam	Uttam	Prachesta-1	
309	Kerala	Thrissur	448	451	468	442	Ati-Uttam	Ati-Uttam	Ati-Uttam	Ati-Uttam	
310		Thiruvananthapuram	454	453	476	441	Ati-Uttam	Ati-Uttam	Ati-Uttam	Ati-Uttam	
311		Ernakulam	446	448	463	437	Ati-Uttam	Ati-Uttam	Ati-Uttam	Ati-Uttam	
312		Kottayam	425	427	442	433	Ati-Uttam	Ati-Uttam	Ati-Uttam	Ati-Uttam	
313		Kollam	436	437	476	427	Ati-Uttam	Ati-Uttam	Ati-Uttam	Ati-Uttam	
314		Kannur	452	461	469	425	Ati-Uttam	Ati-Uttam	Ati-Uttam	Ati-Uttam	
315		Malappuram	446	446	457	423	Ati-Uttam	Ati-Uttam	Ati-Uttam	Ati-Uttam	
316		Pathanamthitta	429	435	450	422	Ati-Uttam	Ati-Uttam	Ati-Uttam	Ati-Uttam	
317		Alappuzha	431	435	461	420	Ati-Uttam	Ati-Uttam	Ati-Uttam	Uttam	
318		Idukki	417	412	443	418	Uttam	Uttam	Ati-Uttam	Uttam	
319		Kozhikode	424	426	467	413	Ati-Uttam	Ati-Uttam	Ati-Uttam	Uttam	
320		Palakkad	416	437	450	410	Uttam	Ati-Uttam	Ati-Uttam	Uttam	
321		Kasaragod	410	437	445	402	Uttam	Ati-Uttam	Ati-Uttam	Uttam	
322		Wayanad	415	422	433	396	Uttam	Ati-Uttam	Ati-Uttam	Uttam	
323	Ladakh	Leh (Ladakh)	265	329	325	345	Prachesta-2	Prachesta-1	Prachesta-1	Prachesta-1	
324		Kargil	278	377	368	345	Prachesta-2	Uttam	Uttam	Prachesta-1	
325	Lakshadweep	Lakshadweep	359	378	398	406	Prachesta-1	Uttam	Uttam	Uttam	
326	Madhya Pradesh	Bhind	333	334	319	377	Prachesta-1	Prachesta-1	Prachesta-1	Uttam	
327		Raisen	335	341	323	374	Prachesta-1	Prachesta-1	Prachesta-1	Uttam	
328		Damoh	342	350	342	373	Prachesta-1	Prachesta-1	Prachesta-1	Uttam	
329		Panna	311	322	308	371	Prachesta-1	Prachesta-1	Prachesta-1	Uttam	
330		Sagar	383	381	379	369	Uttam	Uttam	Uttam	Uttam	
331		Narsimhapur	394	404	368	362	Uttam	Uttam	Uttam	Uttam	
332		Chhatarpur	348	359	353	360	Prachesta-1	Prachesta-1	Prachesta-1	Uttam	
333		Bhopal	369	380	374	351	Uttam	Uttam	Uttam	Prachesta-1	
334		Sidhi	327	331	300	351	Prachesta-1	Prachesta-1	Prachesta-2	Prachesta-1	
335		Niwari	ND	322	333	351	ND	Prachesta-1	Prachesta-1	Prachesta-1	
336		Chhindwara	334	355	315	348	Prachesta-1	Prachesta-1	Prachesta-1	Prachesta-1	
337	Sheopur	312	345	318	347	Prachesta-1	Prachesta-1	Prachesta-1	Prachesta-1		

Table 3: Details of Score of the districts in last Four years with Grade

Sr. No.	State/UT	District	District score				Grade			
			2018 -19	2019 -20	2020 -21	2021 -22	2018-19	2019-20	2020-21	2021-22
1	2	3	4	5	6	7	8	9	10	11
338		Indore	366	374	359	346	Uttam	Uttam	Prachesta-1	Prachesta-1
339		Dhar	324	334	326	343	Prachesta-1	Prachesta-1	Prachesta-1	Prachesta-1
340		Betul	333	352	340	343	Prachesta-1	Prachesta-1	Prachesta-1	Prachesta-1
341		Shahdol	355	362	349	341	Prachesta-1	Uttam	Prachesta-1	Prachesta-1
342		Gwalior	343	367	340	339	Prachesta-1	Uttam	Prachesta-1	Prachesta-1
343		Katni	320	331	291	337	Prachesta-1	Prachesta-1	Prachesta-2	Prachesta-1
344		Vidisha	329	340	317	335	Prachesta-1	Prachesta-1	Prachesta-1	Prachesta-1
345		Balaghat	358	367	318	335	Prachesta-1	Uttam	Prachesta-1	Prachesta-1
346		Tikamgarh	317	333	331	333	Prachesta-1	Prachesta-1	Prachesta-1	Prachesta-1
347		Dewas	366	373	363	333	Uttam	Uttam	Uttam	Prachesta-1
348		Rajgarh	356	360	346	331	Prachesta-1	Prachesta-1	Prachesta-1	Prachesta-1
349		Morena	321	326	307	327	Prachesta-1	Prachesta-1	Prachesta-1	Prachesta-1
350		Seoni	348	360	342	327	Prachesta-1	Prachesta-1	Prachesta-1	Prachesta-1
351		Rewa	335	345	333	326	Prachesta-1	Prachesta-1	Prachesta-1	Prachesta-1
352		Jabalpur	337	352	338	325	Prachesta-1	Prachesta-1	Prachesta-1	Prachesta-1
353		Datia	326	359	337	325	Prachesta-1	Prachesta-1	Prachesta-1	Prachesta-1
354		Dindori	330	337	327	325	Prachesta-1	Prachesta-1	Prachesta-1	Prachesta-1
355		Satna	326	338	325	324	Prachesta-1	Prachesta-1	Prachesta-1	Prachesta-1
356		Ujjain	325	328	314	324	Prachesta-1	Prachesta-1	Prachesta-1	Prachesta-1
357		Hoshangabad	358	386	371	324	Prachesta-1	Uttam	Uttam	Prachesta-1
358		Sehore	372	364	327	323	Uttam	Uttam	Prachesta-1	Prachesta-1
359		Mandla	336	350	324	322	Prachesta-1	Prachesta-1	Prachesta-1	Prachesta-1
360		Singrauli	322	331	300	320	Prachesta-1	Prachesta-1	Prachesta-2	Prachesta-1
361		Shivpuri	327	337	338	318	Prachesta-1	Prachesta-1	Prachesta-1	Prachesta-1
362		Neemuch	336	344	349	317	Prachesta-1	Prachesta-1	Prachesta-1	Prachesta-1
363		Shajapur	343	358	336	316	Prachesta-1	Prachesta-1	Prachesta-1	Prachesta-1
364		Khargone	330	344	334	315	Prachesta-1	Prachesta-1	Prachesta-1	Prachesta-1
365		Mandsaur	342	342	341	314	Prachesta-1	Prachesta-1	Prachesta-1	Prachesta-1
366		Guna	327	332	299	312	Prachesta-1	Prachesta-1	Prachesta-2	Prachesta-1
367		Khandwa	363	358	335	311	Uttam	Prachesta-1	Prachesta-1	Prachesta-1
368		Burhanpur	346	367	348	311	Prachesta-1	Uttam	Prachesta-1	Prachesta-1
369		Ashoknagar	336	347	321	311	Prachesta-1	Prachesta-1	Prachesta-1	Prachesta-1
370		Agar Malwa	362	350	349	309	Uttam	Prachesta-1	Prachesta-1	Prachesta-1
371		Harda	327	326	311	301	Prachesta-1	Prachesta-1	Prachesta-1	Prachesta-1
372		Ratlam	330	343	323	301	Prachesta-1	Prachesta-1	Prachesta-1	Prachesta-1
373		Umaria	327	336	313	299	Prachesta-1	Prachesta-1	Prachesta-1	Prachesta-2
374		Anuppur	329	331	320	296	Prachesta-1	Prachesta-1	Prachesta-1	Prachesta-2
375		Barwani	316	329	316	293	Prachesta-1	Prachesta-1	Prachesta-1	Prachesta-2
376		Alirajpur	278	288	287	279	Prachesta-2	Prachesta-2	Prachesta-2	Prachesta-2

Table 3: Details of Score of the districts in last Four years with Grade

Sr. No.	State/UT	District	District score				Grade			
			2018 -19	2019 -20	2020 -21	2021 -22	2018-19	2019-20	2020-21	2021-22
1	2	3	4	5	6	7	8	9	10	11
377		Jhabua	304	307	258	260	Prachesta-1	Prachesta-1	Prachesta-2	Prachesta-2
378	Maharashtra	Satara	198	423	441	430	Prachesta-3	Ati-Uttam	Ati-Uttam	Ati-Uttam
379		Mumbai li	331	344	406	424	Prachesta-1	Prachesta-1	Uttam	Ati-Uttam
380		Kolhapur	355	351	401	422	Prachesta-1	Prachesta-1	Uttam	Ati-Uttam
381		Nashik	381	388	414	422	Uttam	Uttam	Uttam	Ati-Uttam
382		Solapur	393	398	397	419	Uttam	Uttam	Uttam	Uttam
383		Mumbai (Suburban)	349	389	415	415	Prachesta-1	Uttam	Uttam	Uttam
384		Aurangabad (Maharashtra)	388	316	411	411	Uttam	Prachesta-1	Uttam	Uttam
385		Ratnagiri	236	393	429	410	Prachesta-3	Uttam	Ati-Uttam	Uttam
386		Sangli	367	364	412	409	Uttam	Uttam	Uttam	Uttam
387		Sindhudurg	227	388	436	408	Prachesta-3	Uttam	Ati-Uttam	Uttam
388		Jalgaon	314	371	402	408	Prachesta-1	Uttam	Uttam	Uttam
389		Bid	389	374	429	408	Uttam	Uttam	Ati-Uttam	Uttam
390		Pune	317	374	428	407	Prachesta-1	Uttam	Ati-Uttam	Uttam
391		Ahmadnagar	371	373	420	407	Uttam	Uttam	Uttam	Uttam
392		Thane	292	380	405	405	Prachesta-2	Uttam	Uttam	Uttam
393		Nandurbar	385	387	406	405	Uttam	Uttam	Uttam	Uttam
394		Raigarh (Maharashtra)	314	319	408	405	Prachesta-1	Prachesta-1	Uttam	Uttam
395		Nanded	337	379	403	403	Prachesta-1	Uttam	Uttam	Uttam
396		Washim	366	395	397	403	Uttam	Uttam	Uttam	Uttam
397		Amravati	268	336	397	402	Prachesta-2	Prachesta-1	Uttam	Uttam
398		Palghar	356	351	394	402	Prachesta-1	Prachesta-1	Uttam	Uttam
399		Osmanabad	359	376	417	401	Prachesta-1	Uttam	Uttam	Uttam
400		Chandrapur	215	375	397	401	Prachesta-3	Uttam	Uttam	Uttam
401		Gondiya	402	399	412	401	Uttam	Uttam	Uttam	Uttam
402		Dhule	385	382	399	399	Uttam	Uttam	Uttam	Uttam
403		Parbhani	349	382	395	397	Prachesta-1	Uttam	Uttam	Uttam
404		Wardha	344	345	389	395	Prachesta-1	Prachesta-1	Uttam	Uttam
405		Akola	200	365	394	393	Prachesta-3	Uttam	Uttam	Uttam
406		Bhandara	340	388	414	393	Prachesta-1	Uttam	Uttam	Uttam
407		Jalna	283	335	392	393	Prachesta-2	Prachesta-1	Uttam	Uttam
408		Latur	397	399	417	393	Uttam	Uttam	Uttam	Uttam
409		Yavatmal	341	363	388	392	Prachesta-1	Uttam	Uttam	Uttam
410		Hingoli	311	286	410	390	Prachesta-1	Prachesta-2	Uttam	Uttam
411	Buldana	262	382	405	382	Prachesta-2	Uttam	Uttam	Uttam	
412	Nagpur	378	353	385	379	Uttam	Prachesta-1	Uttam	Uttam	
413	Gadchiroli	320	400	416	370	Prachesta-1	Uttam	Uttam	Uttam	
414	Manipur	Imphal West	245	252	268	343	Prachesta-2	Prachesta-2	Prachesta-2	Prachesta-1

Table 3: Details of Score of the districts in last Four years with Grade

Sr. No.	State/UT	District	District score				Grade			
			2018 -19	2019 -20	2020 -21	2021 -22	2018-19	2019-20	2020-21	2021-22
1	2	3	4	5	6	7	8	9	10	11
415	Meghalaya	Kakching	267	263	286	326	Prachesta-2	Prachesta-2	Prachesta-2	Prachesta-1
416		Imphal East	231	243	257	321	Prachesta-3	Prachesta-2	Prachesta-2	Prachesta-1
417		Churachandpur	231	240	250	293	Prachesta-3	Prachesta-3	Prachesta-2	Prachesta-2
418		Senapati	213	239	281	288	Prachesta-3	Prachesta-3	Prachesta-2	Prachesta-2
419		Jiribam	225	234	254	282	Prachesta-3	Prachesta-3	Prachesta-2	Prachesta-2
420		Thoubal	240	282	266	277	Prachesta-3	Prachesta-2	Prachesta-2	Prachesta-2
421		Bishnupur	222	233	245	262	Prachesta-3	Prachesta-3	Prachesta-2	Prachesta-2
422		Kangpokpi	228	236	234	258	Prachesta-3	Prachesta-3	Prachesta-3	Prachesta-2
423		Kamjong	210	234	254	257	Prachesta-3	Prachesta-3	Prachesta-2	Prachesta-2
424		Tamenglong	228	254	245	254	Prachesta-3	Prachesta-2	Prachesta-2	Prachesta-2
425		Ukhrul	211	231	233	254	Prachesta-3	Prachesta-3	Prachesta-3	Prachesta-2
426		Chandel	226	247	245	254	Prachesta-3	Prachesta-2	Prachesta-2	Prachesta-2
427		Noney	224	244	262	253	Prachesta-3	Prachesta-2	Prachesta-2	Prachesta-2
428		Tengnoupal	249	251	257	247	Prachesta-2	Prachesta-2	Prachesta-2	Prachesta-2
429		Pherzawl	209	229	232	245	Prachesta-3	Prachesta-3	Prachesta-3	Prachesta-2
430	Meghalaya	East Khasi Hills	246	260	259	282	Prachesta-2	Prachesta-2	Prachesta-2	Prachesta-2
431		West Khasi Hills	215	232	228	263	Prachesta-3	Prachesta-3	Prachesta-3	Prachesta-2
432		West Jaintia Hills	232	236	221	251	Prachesta-3	Prachesta-3	Prachesta-3	Prachesta-2
433		South West Garo Hills	218	218	256	243	Prachesta-3	Prachesta-3	Prachesta-2	Prachesta-2
434		South West Khasi Hills	216	221	250	235	Prachesta-3	Prachesta-3	Prachesta-2	Prachesta-3
435		Ri Bhoi	219	226	225	232	Prachesta-3	Prachesta-3	Prachesta-3	Prachesta-3
436		East Garo Hills	192	200	196	221	Prachesta-3	Prachesta-3	Prachesta-3	Prachesta-3
437		East Jaintia Hills	199	211	208	213	Prachesta-3	Prachesta-3	Prachesta-3	Prachesta-3
438		West Garo Hills	212	222	222	210	Prachesta-3	Prachesta-3	Prachesta-3	Prachesta-3
439		South Garo Hills	193	187	202	202	Prachesta-3	Prachesta-3	Prachesta-3	Prachesta-3
440	North Garo Hills	194	199	202	196	Prachesta-3	Prachesta-3	Prachesta-3	Prachesta-3	
441	Mizoram	Saiha	320	302	309	318	Prachesta-1	Prachesta-1	Prachesta-1	Prachesta-1
442		Serchhip	125	275	308	311	Akanshi-1	Prachesta-2	Prachesta-1	Prachesta-1
443		Saitual	ND	ND	309	297	ND	ND	Prachesta-1	Prachesta-2
444		Hnahthial	ND	ND	269	283	ND	ND	Prachesta-2	Prachesta-2
445		Kolasib	316	331	278	281	Prachesta-1	Prachesta-1	Prachesta-2	Prachesta-2
446		Khawzawl	ND	ND	259	270	ND	ND	Prachesta-2	Prachesta-2
447		Lunglei	206	244	232	269	Prachesta-3	Prachesta-2	Prachesta-3	Prachesta-2
448		Champhai	280	290	320	267	Prachesta-2	Prachesta-2	Prachesta-1	Prachesta-2
449		Mamit	126	136	301	265	Akanshi-1	Akanshi-1	Prachesta-1	Prachesta-2
450		Aizawl	332	322	310	264	Prachesta-1	Prachesta-1	Prachesta-1	Prachesta-2
451		Lawngtlai	106	230	262	258	Akanshi-2	Prachesta-3	Prachesta-2	Prachesta-2
452	Nagaland	Kohima	240	244	266	311	Prachesta-3	Prachesta-2	Prachesta-2	Prachesta-1

Table 3: Details of Score of the districts in last Four years with Grade

Sr. No.	State/UT	District	District score				Grade			
			2018 -19	2019 -20	2020 -21	2021 -22	2018-19	2019-20	2020-21	2021-22
1	2	3	4	5	6	7	8	9	10	11
453		Mokokchung	294	291	287	301	Prachesta-2	Prachesta-2	Prachesta-2	Prachesta-1
454		Dimapur	256	260	261	296	Prachesta-2	Prachesta-2	Prachesta-2	Prachesta-2
455		Peren	255	255	257	293	Prachesta-2	Prachesta-2	Prachesta-2	Prachesta-2
456		Wokha	298	296	278	289	Prachesta-2	Prachesta-2	Prachesta-2	Prachesta-2
457		Kiphire	270	266	269	283	Prachesta-2	Prachesta-2	Prachesta-2	Prachesta-2
458		Phek	279	284	290	276	Prachesta-2	Prachesta-2	Prachesta-2	Prachesta-2
459		Zunheboto	274	274	264	274	Prachesta-2	Prachesta-2	Prachesta-2	Prachesta-2
460		Longleng	226	220	241	270	Prachesta-3	Prachesta-3	Prachesta-2	Prachesta-2
461		Tuensang	254	258	237	269	Prachesta-2	Prachesta-2	Prachesta-3	Prachesta-2
462		Mon	233	231	238	251	Prachesta-3	Prachesta-3	Prachesta-3	Prachesta-2
463		Odisha	Khurdha	329	368	421	425	Prachesta-1	Uttam	Ati-Uttam
464	Cuttack		390	406	441	411	Uttam	Uttam	Ati-Uttam	Uttam
465	Nuapada		357	366	389	407	Prachesta-1	Uttam	Uttam	Uttam
466	Nayagarh		384	403	420	406	Uttam	Uttam	Uttam	Uttam
467	Bhadrak		385	405	430	403	Uttam	Uttam	Ati-Uttam	Uttam
468	Jagatsinghpur		438	450	457	398	Ati-Uttam	Ati-Uttam	Ati-Uttam	Uttam
469	Jajpur		310	329	413	396	Prachesta-1	Prachesta-1	Uttam	Uttam
470	Sundergarh		366	372	404	396	Uttam	Uttam	Uttam	Uttam
471	Sambalpur		335	361	370	396	Prachesta-1	Uttam	Uttam	Uttam
472	Angul		375	405	420	395	Uttam	Uttam	Uttam	Uttam
473	Puri		415	419	426	390	Uttam	Uttam	Ati-Uttam	Uttam
474	Balasore		382	392	414	390	Uttam	Uttam	Uttam	Uttam
475	Baragarh		263	318	407	389	Prachesta-2	Prachesta-1	Uttam	Uttam
476	Jharsuguda		357	363	374	386	Prachesta-1	Uttam	Uttam	Uttam
477	Dhenkanal		355	381	407	386	Prachesta-1	Uttam	Uttam	Uttam
478	Kendrapara		367	367	400	384	Uttam	Uttam	Uttam	Uttam
479	Ganjam		417	428	427	383	Uttam	Ati-Uttam	Ati-Uttam	Uttam
480	Kalahandi		327	340	369	383	Prachesta-1	Prachesta-1	Uttam	Uttam
481	Malkangiri		319	340	386	378	Prachesta-1	Prachesta-1	Uttam	Uttam
482	Bolangir		336	345	403	374	Prachesta-1	Prachesta-1	Uttam	Uttam
483	Sonepur		356	360	403	369	Prachesta-1	Prachesta-1	Uttam	Uttam
484	Keonjhar		344	361	392	369	Prachesta-1	Uttam	Uttam	Uttam
485	Koraput		305	322	342	366	Prachesta-1	Prachesta-1	Prachesta-1	Uttam
486	Deogarh		335	346	397	363	Prachesta-1	Prachesta-1	Uttam	Uttam
487	Gajapati		334	342	368	360	Prachesta-1	Prachesta-1	Uttam	Uttam
488	Kandhamal		322	337	364	357	Prachesta-1	Prachesta-1	Uttam	Prachesta-1
489	Nabarangpur		352	367	392	353	Prachesta-1	Uttam	Uttam	Prachesta-1
490	Boudh		357	375	393	347	Prachesta-1	Uttam	Uttam	Prachesta-1
491	Rayagada	306	330	353	336	Prachesta-1	Prachesta-1	Prachesta-1	Prachesta-1	

Table 3: Details of Score of the districts in last Four years with Grade

Sr. No.	State/UT	District	District score				Grade			
			2018 -19	2019 -20	2020 -21	2021 -22	2018-19	2019-20	2020-21	2021-22
1	2	3	4	5	6	7	8	9	10	11
492		Mayurbhanj	363	375	369	328	Uttam	Uttam	Uttam	Prachesta-1
493	Puducherry	Pondicherry	385	386	416	439	Uttam	Uttam	Uttam	Ati-Uttam
494		Mahe	399	399	423	429	Uttam	Uttam	Ati-Uttam	Ati-Uttam
495		Yanam	398	412	420	406	Uttam	Uttam	Uttam	Uttam
496		Karaikal	391	393	422	399	Uttam	Uttam	Ati-Uttam	Uttam
497	Punjab	Barnala	368	420	426	468	Uttam	Uttam	Ati-Uttam	Ati-Uttam
498		Firozpur	395	434	461	457	Uttam	Ati-Uttam	Ati-Uttam	Ati-Uttam
499		Muktsar	362	409	411	452	Uttam	Uttam	Uttam	Ati-Uttam
500		Taran Taran	374	413	425	446	Uttam	Uttam	Ati-Uttam	Ati-Uttam
501		Bathinda	376	423	437	443	Uttam	Ati-Uttam	Ati-Uttam	Ati-Uttam
502		Gurdaspur	407	441	447	439	Uttam	Ati-Uttam	Ati-Uttam	Ati-Uttam
503		Moga	377	421	430	439	Uttam	Ati-Uttam	Ati-Uttam	Ati-Uttam
504		Amritsar	383	424	442	438	Uttam	Ati-Uttam	Ati-Uttam	Ati-Uttam
505		Malerkotla				436				Ati-Uttam
506		Mansa	383	423	451	434	Uttam	Ati-Uttam	Ati-Uttam	Ati-Uttam
507		Patiala	362	410	419	434	Uttam	Uttam	Uttam	Ati-Uttam
508		Nawanshahr	395	441	457	433	Uttam	Ati-Uttam	Ati-Uttam	Ati-Uttam
509		Fatehgarh Sahib	367	414	421	431	Uttam	Uttam	Ati-Uttam	Ati-Uttam
510		Sangrur	387	428	434	429	Uttam	Ati-Uttam	Ati-Uttam	Ati-Uttam
511		Pathankot	382	418	425	428	Uttam	Uttam	Ati-Uttam	Ati-Uttam
512		Faridkot	386	422	430	427	Uttam	Ati-Uttam	Ati-Uttam	Ati-Uttam
513		Kapurthala	377	423	442	424	Uttam	Ati-Uttam	Ati-Uttam	Ati-Uttam
514		Fazilka	380	425	439	422	Uttam	Ati-Uttam	Ati-Uttam	Ati-Uttam
515		Mohali	380	419	414	417	Uttam	Uttam	Uttam	Uttam
516		Ludhiana	386	425	422	414	Uttam	Ati-Uttam	Ati-Uttam	Uttam
517	Jalandhar	389	432	438	409	Uttam	Ati-Uttam	Ati-Uttam	Uttam	
518	Hoshiarpur	380	427	433	389	Uttam	Ati-Uttam	Ati-Uttam	Uttam	
519	Rupnagar	364	408	432	379	Uttam	Uttam	Ati-Uttam	Uttam	
520	Rajasthan	Dhaulpur	427	437	453	444	Ati-Uttam	Ati-Uttam	Ati-Uttam	Ati-Uttam
521		Jaipur	470	482	466	440	Ati-Uttam	Utkarsh	Ati-Uttam	Ati-Uttam
522		Alwar	427	439	440	431	Ati-Uttam	Ati-Uttam	Ati-Uttam	Ati-Uttam
523		Bundi	444	458	439	427	Ati-Uttam	Ati-Uttam	Ati-Uttam	Ati-Uttam
524		Ganganagar	424	436	430	421	Ati-Uttam	Ati-Uttam	Ati-Uttam	Ati-Uttam
525		Jhunjhunu	472	486	466	419	Ati-Uttam	Utkarsh	Ati-Uttam	Uttam
526		Pratapgarh (Raj.)	419	427	403	419	Uttam	Ati-Uttam	Uttam	Uttam
527		Ajmer	428	444	456	416	Ati-Uttam	Ati-Uttam	Ati-Uttam	Uttam
528		Chittaurgarh	425	448	435	416	Ati-Uttam	Ati-Uttam	Ati-Uttam	Uttam
529		Rajsamand	406	430	423	413	Uttam	Ati-Uttam	Ati-Uttam	Uttam
530	Tonk	452	458	438	407	Ati-Uttam	Ati-Uttam	Ati-Uttam	Uttam	

Table 3: Details of Score of the districts in last Four years with Grade

Sr. No.	State/UT	District	District score				Grade			
			2018 -19	2019 -20	2020 -21	2021 -22	2018-19	2019-20	2020-21	2021-22
1	2	3	4	5	6	7	8	9	10	11
531		Barmer	430	442	438	405	Ati-Uttam	Ati-Uttam	Ati-Uttam	Uttam
532		Jodhpur	439	455	446	403	Ati-Uttam	Ati-Uttam	Ati-Uttam	Uttam
533		Sikar	476	488	462	401	Ati-Uttam	Utkarsh	Ati-Uttam	Uttam
534		Nagaur	451	457	449	400	Ati-Uttam	Ati-Uttam	Ati-Uttam	Uttam
535		Bikaner	442	455	431	396	Ati-Uttam	Ati-Uttam	Ati-Uttam	Uttam
536		Dausa	423	437	448	394	Ati-Uttam	Ati-Uttam	Ati-Uttam	Uttam
537		Pali	392	407	398	390	Uttam	Uttam	Uttam	Uttam
538		Hanumangarh	416	430	437	386	Uttam	Ati-Uttam	Ati-Uttam	Uttam
539		Karauli	406	417	413	383	Uttam	Uttam	Uttam	Uttam
540		Sirohi	399	412	402	381	Uttam	Uttam	Uttam	Uttam
541		Jalor	443	453	430	378	Ati-Uttam	Ati-Uttam	Ati-Uttam	Uttam
542		Sawai Madhopur	426	445	441	377	Ati-Uttam	Ati-Uttam	Ati-Uttam	Uttam
543		Bhilwara	433	449	432	377	Ati-Uttam	Ati-Uttam	Ati-Uttam	Uttam
544		Dungarpur	382	397	419	377	Uttam	Uttam	Uttam	Uttam
545		Kota	433	449	436	374	Ati-Uttam	Ati-Uttam	Ati-Uttam	Uttam
546		Jaisalmer	422	436	428	373	Ati-Uttam	Ati-Uttam	Ati-Uttam	Uttam
547		Jhalawar	427	436	444	369	Ati-Uttam	Ati-Uttam	Ati-Uttam	Uttam
548		Baran	415	429	432	364	Uttam	Ati-Uttam	Ati-Uttam	Uttam
549		Banswara	365	372	392	360	Uttam	Uttam	Uttam	Uttam
550		Churu	413	443	427	352	Uttam	Ati-Uttam	Ati-Uttam	Prachesta-1
551	Udaipur	403	410	416	350	Uttam	Uttam	Uttam	Prachesta-1	
552	Bharatpur	417	423	438	346	Uttam	Ati-Uttam	Ati-Uttam	Prachesta-1	
553	Sikkim	East Sikkim	322	329	301	349	Prachesta-1	Prachesta-1	Prachesta-1	Prachesta-1
554		West Sikkim (SORENG)	328	350	332	342	Prachesta-1	Prachesta-1	Prachesta-1	Prachesta-1
555		West Sikkim (GYALSHING)	328	350	332	331	Prachesta-1	Prachesta-1	Prachesta-1	Prachesta-1
556		North Sikkim (Mangan)	303	321	349	331	Prachesta-1	Prachesta-1	Prachesta-1	Prachesta-1
557		East Sikkim (Gangtok)	322	329	301	323	Prachesta-1	Prachesta-1	Prachesta-1	Prachesta-1
558		South Sikkim (Namchi)	293	339	348	298	Prachesta-2	Prachesta-1	Prachesta-1	Prachesta-2
559	Tamilnadu	Perambalur	405	416	420	411	Uttam	Uttam	Uttam	Uttam
560		Chennai	400	395	401	391	Uttam	Uttam	Uttam	Uttam
561		Coimbatore	399	413	402	391	Uttam	Uttam	Uttam	Uttam
562		Ariyalur	299	337	338	389	Prachesta-2	Prachesta-1	Prachesta-1	Uttam
563		Erode	408	420	413	388	Uttam	Uttam	Uttam	Uttam
564		Cuddalore	397	400	387	387	Uttam	Uttam	Uttam	Uttam
565		Kancheepuram	418	420	401	387	Uttam	Uttam	Uttam	Uttam
566		Tiruvallur	412	419	404	387	Uttam	Uttam	Uttam	Uttam

Table 3: Details of Score of the districts in last Four years with Grade

Sr. No.	State/UT	District	District score				Grade				
			2018 -19	2019 -20	2020 -21	2021 -22	2018-19	2019-20	2020-21	2021-22	
1	2	3	4	5	6	7	8	9	10	11	
567	Tamil Nadu	Chengalpattu	ND	ND	385	385	ND	ND	Uttam	Uttam	
568		Tiruchirappalli	385	394	391	385	Uttam	Uttam	Uttam	Uttam	
569		Thanjavur	398	411	403	385	Uttam	Uttam	Uttam	Uttam	
570		Salem	401	410	398	385	Uttam	Uttam	Uttam	Uttam	
571		Vellore	388	398	385	384	Uttam	Uttam	Uttam	Uttam	
572		Tirupattur	ND	ND	372	383	ND	ND	Uttam	Uttam	
573		Madurai	388	393	373	383	Uttam	Uttam	Uttam	Uttam	
574		Kanniyakumari	419	418	397	382	Uttam	Uttam	Uttam	Uttam	
575		Virudhunagar	393	400	375	382	Uttam	Uttam	Uttam	Uttam	
576		The Nilgiris	399	406	392	381	Uttam	Uttam	Uttam	Uttam	
577		Krishnagiri	352	360	334	380	Prachesta-1	Prachesta-1	Prachesta-1	Uttam	
578		Tiruppur	301	329	342	379	Prachesta-1	Prachesta-1	Prachesta-1	Uttam	
579		Tiruvannamalai	406	413	407	379	Uttam	Uttam	Uttam	Uttam	
580		Tiruvarur	400	401	387	379	Uttam	Uttam	Uttam	Uttam	
581		Dindigul	402	410	404	379	Uttam	Uttam	Uttam	Uttam	
582		Tirunelveli	402	408	377	379	Uttam	Uttam	Uttam	Uttam	
583		Sivagangai	408	419	402	378	Uttam	Uttam	Uttam	Uttam	
584		Thoothukkudi	391	401	398	377	Uttam	Uttam	Uttam	Uttam	
585		Villupuram	418	425	414	376	Uttam	Ati-Uttam	Uttam	Uttam	
586		Kallakurichi	ND	ND	392	375	ND	ND	Uttam	Uttam	
587		Ranipet	ND	ND	377	371	ND	ND	Uttam	Uttam	
588		Nagapattinam	388	396	388	370	Uttam	Uttam	Uttam	Uttam	
589		Dharmapuri	414	431	418	369	Uttam	Ati-Uttam	Uttam	Uttam	
590		Karur	397	409	396	367	Uttam	Uttam	Uttam	Uttam	
591		Namakkal	402	405	394	367	Uttam	Uttam	Uttam	Uttam	
592		Tenkasi	ND	ND	366	366	ND	ND	Uttam	Uttam	
593		Ramanathapuram	404	412	390	357	Uttam	Uttam	Uttam	Prachesta-1	
594		Pudukkottai	391	404	387	356	Uttam	Uttam	Uttam	Prachesta-1	
595		Theni	386	390	373	347	Uttam	Uttam	Uttam	Prachesta-1	
596		Telangana	Medchal	381	383	406	381	Uttam	Uttam	Uttam	Uttam
597			Hanumakonda	391	394	404	377	Uttam	Uttam	Uttam	Uttam
598			Siddipet	376	387	423	373	Uttam	Uttam	Ati-Uttam	Uttam
599	Warangal		356	344	314	361	Prachesta-1	Prachesta-1	Prachesta-1	Uttam	
600	Nalgonda		358	354	376	351	Prachesta-1	Prachesta-1	Uttam	Prachesta-1	
601	Nizamabad		348	350	381	349	Prachesta-1	Prachesta-1	Uttam	Prachesta-1	
602	Mahabubabad		326	321	321	343	Prachesta-1	Prachesta-1	Prachesta-1	Prachesta-1	
603	Wanaparthy		330	350	360	340	Prachesta-1	Prachesta-1	Prachesta-1	Prachesta-1	
604	Karimnagar		375	374	397	340	Uttam	Uttam	Uttam	Prachesta-1	
605	Sangareddy		381	393	367	337	Uttam	Uttam	Uttam	Prachesta-1	

Table 3: Details of Score of the districts in last Four years with Grade

Sr. No.	State/UT	District	District score				Grade				
			2018 -19	2019 -20	2020 -21	2021 -22	2018-19	2019-20	2020-21	2021-22	
1	2	3	4	5	6	7	8	9	10	11	
606	Andhra Pradesh	Rangareddy	387	386	361	336	Uttam	Uttam	Uttam	Prachesta-1	
607		Mancherial	362	364	373	332	Uttam	Uttam	Uttam	Prachesta-1	
608		Jayashankar	320	336	357	331	Prachesta-1	Prachesta-1	Prachesta-1	Prachesta-1	
609		Jogulamba Gadwal	311	312	344	330	Prachesta-1	Prachesta-1	Prachesta-1	Prachesta-1	
610		Mahabubnagar	301	315	352	330	Prachesta-1	Prachesta-1	Prachesta-1	Prachesta-1	
611		Vikarabad	351	358	344	328	Prachesta-1	Prachesta-1	Prachesta-1	Prachesta-1	
612		Jagtial	322	325	324	328	Prachesta-1	Prachesta-1	Prachesta-1	Prachesta-1	
613		Kamareddy	334	349	360	326	Prachesta-1	Prachesta-1	Prachesta-1	Prachesta-1	
614		Mulugu	335	341	371	326	Prachesta-1	Prachesta-1	Uttam	Prachesta-1	
615		Jangaon	364	369	364	321	Uttam	Uttam	Uttam	Prachesta-1	
616		Khammam	392	403	386	320	Uttam	Uttam	Uttam	Prachesta-1	
617		Bhadradi Kothagudem	360	369	361	319	Uttam	Uttam	Uttam	Prachesta-1	
618		Hyderabad	365	366	361	319	Uttam	Uttam	Uttam	Prachesta-1	
619		Rajanna Siricilla	369	376	391	313	Uttam	Uttam	Uttam	Prachesta-1	
620		Medak	345	353	345	308	Prachesta-1	Prachesta-1	Prachesta-1	Prachesta-1	
621		Kumuram Bheem Asifabad	315	336	349	304	Prachesta-1	Prachesta-1	Prachesta-1	Prachesta-1	
622		Nirmal	330	331	351	304	Prachesta-1	Prachesta-1	Prachesta-1	Prachesta-1	
623		Narayanapet	259	292	363	299	Prachesta-2	Prachesta-2	Uttam	Prachesta-2	
624		Yadadri Bhuvanagiri	328	334	345	297	Prachesta-1	Prachesta-1	Prachesta-1	Prachesta-2	
625		Nagarkurnool	297	316	338	296	Prachesta-2	Prachesta-1	Prachesta-1	Prachesta-2	
626		Suryapet	348	357	269	294	Prachesta-1	Prachesta-1	Prachesta-2	Prachesta-2	
627		Peddapalli	356	356	364	286	Prachesta-1	Prachesta-1	Uttam	Prachesta-2	
628		Adilabad	325	334	300	276	Prachesta-1	Prachesta-1	Prachesta-2	Prachesta-2	
629		Tripura	Sepahijala	321	328	340	345	Prachesta-1	Prachesta-1	Prachesta-1	Prachesta-1
630			Khowai	336	340	366	338	Prachesta-1	Prachesta-1	Uttam	Prachesta-1
631			South Tripura	300	327	356	334	Prachesta-2	Prachesta-1	Prachesta-1	Prachesta-1
632			West Tripura	320	345	335	332	Prachesta-1	Prachesta-1	Prachesta-1	Prachesta-1
633			Dhalai	300	318	321	313	Prachesta-2	Prachesta-1	Prachesta-1	Prachesta-1
634	North Tripura		297	304	318	310	Prachesta-2	Prachesta-1	Prachesta-1	Prachesta-1	
635	Unakoti		273	286	259	256	Prachesta-2	Prachesta-2	Prachesta-2	Prachesta-2	
636	Gomati		321	335	284	229	Prachesta-1	Prachesta-1	Prachesta-2	Prachesta-3	
637	Uttar Pradesh	Gautam Buddha Nagar	420	419	402	386	Ati-Uttam	Uttam	Uttam	Uttam	
638		Mathura	391	426	422	381	Uttam	Ati-Uttam	Ati-Uttam	Uttam	
639		Varanasi	324	347	346	380	Prachesta-1	Prachesta-1	Prachesta-1	Uttam	
640		Deoria	378	392	378	376	Uttam	Uttam	Uttam	Uttam	
641		Gorakhpur	331	355	380	371	Prachesta-1	Prachesta-1	Uttam	Uttam	
642		Farrukhabad	390	391	379	371	Uttam	Uttam	Uttam	Uttam	

Table 3: Details of Score of the districts in last Four years with Grade

Sr. No.	State/UT	District	District score				Grade			
			2018 -19	2019 -20	2020 -21	2021 -22	2018-19	2019-20	2020-21	2021-22
1	2	3	4	5	6	7	8	9	10	11
643		Shrawasti	365	366	356	370	Uttam	Uttam	Prachesta-1	Uttam
644		Mahoba	316	385	109	367	Prachesta-1	Uttam	Akanshi-2	Uttam
645		Prayagraj	408	410	387	366	Uttam	Uttam	Uttam	Uttam
646		Bulandshahr	295	288	340	366	Prachesta-2	Prachesta-2	Prachesta-1	Uttam
647		Jhansi	391	405	383	365	Uttam	Uttam	Uttam	Uttam
648		Amethi - Csm Nagar	384	400	379	365	Uttam	Uttam	Uttam	Uttam
649		Shamli (Prabudh Nagar)	342	345	302	364	Prachesta-1	Prachesta-1	Prachesta-1	Uttam
650		Ghaziabad	370	396	373	362	Uttam	Uttam	Uttam	Uttam
651		Sambhal (Bhim Nagar)	313	331	353	361	Prachesta-1	Prachesta-1	Prachesta-1	Uttam
652		Firozabad	326	354	357	357	Prachesta-1	Prachesta-1	Prachesta-1	Prachesta-1
653		Bareilly	337	309	363	355	Prachesta-1	Prachesta-1	Uttam	Prachesta-1
654		Meerut	399	396	382	355	Uttam	Uttam	Uttam	Prachesta-1
655		Lucknow	363	369	358	353	Uttam	Uttam	Prachesta-1	Prachesta-1
656		Basti	393	401	347	352	Uttam	Uttam	Prachesta-1	Prachesta-1
657		Sant Kabir Nagar	356	352	347	352	Prachesta-1	Prachesta-1	Prachesta-1	Prachesta-1
658		Mirzapur	345	348	342	351	Prachesta-1	Prachesta-1	Prachesta-1	Prachesta-1
659		Ballia	376	387	366	348	Uttam	Uttam	Uttam	Prachesta-1
660		Kanpur Dehat	376	397	364	347	Uttam	Uttam	Uttam	Prachesta-1
661		Gonda	385	387	387	347	Uttam	Uttam	Uttam	Prachesta-1
662		Saharanpur	352	359	354	346	Prachesta-1	Prachesta-1	Prachesta-1	Prachesta-1
663		Kheri	316	289	320	344	Prachesta-1	Prachesta-2	Prachesta-1	Prachesta-1
664		Hapur (Panchsheel Nagar)	356	355	361	343	Prachesta-1	Prachesta-1	Uttam	Prachesta-1
665		Jyotiba Phule Nagar (Amroha)	371	372	384	341	Uttam	Uttam	Uttam	Prachesta-1
666		Kushinagar	394	379	353	341	Uttam	Uttam	Prachesta-1	Prachesta-1
667		Pratapgarh	379	374	368	339	Uttam	Uttam	Uttam	Prachesta-1
668		Hathras	365	377	400	338	Uttam	Uttam	Uttam	Prachesta-1
669		Sultanpur	407	402	367	337	Uttam	Uttam	Uttam	Prachesta-1
670		Ghazipur	308	314	302	337	Prachesta-1	Prachesta-1	Prachesta-1	Prachesta-1
671		Bijnor	340	361	387	337	Prachesta-1	Uttam	Uttam	Prachesta-1
672		Azamgarh	395	387	339	335	Uttam	Uttam	Prachesta-1	Prachesta-1
673		Auraiya	416	423	367	334	Uttam	Ati-Uttam	Uttam	Prachesta-1
674		Etawah	359	367	363	334	Prachesta-1	Uttam	Uttam	Prachesta-1
675		Sonbhadra	341	349	353	334	Prachesta-1	Prachesta-1	Prachesta-1	Prachesta-1
676		Barabanki	423	411	398	334	Ati-Uttam	Uttam	Uttam	Prachesta-1
677		Kannauj	309	334	326	332	Prachesta-1	Prachesta-1	Prachesta-1	Prachesta-1

Table 3: Details of Score of the districts in last Four years with Grade

Sr. No.	State/UT	District	District score				Grade			
			2018 -19	2019 -20	2020 -21	2021 -22	2018-19	2019-20	2020-21	2021-22
1	2	3	4	5	6	7	8	9	10	11
678	Uttarakhand	Maharajganj	317	345	300	332	Prachesta-1	Prachesta-1	Prachesta-2	Prachesta-1
679		Moradabad	354	362	337	331	Prachesta-1	Uttam	Prachesta-1	Prachesta-1
680		Siddharthnagar	388	384	322	331	Uttam	Uttam	Prachesta-1	Prachesta-1
681		Faizabad	362	362	337	331	Uttam	Uttam	Prachesta-1	Prachesta-1
682		Rampur	300	285	298	330	Prachesta-1	Prachesta-2	Prachesta-2	Prachesta-1
683		Bhadoi	336	364	378	330	Prachesta-1	Uttam	Uttam	Prachesta-1
684		Mau	361	366	343	330	Uttam	Uttam	Prachesta-1	Prachesta-1
685		Baghpat	325	360	343	329	Prachesta-1	Prachesta-1	Prachesta-1	Prachesta-1
686		Bahraich	335	345	309	327	Prachesta-1	Prachesta-1	Prachesta-1	Prachesta-1
687		Etah	301	328	319	327	Prachesta-1	Prachesta-1	Prachesta-1	Prachesta-1
688		Hardoi	320	344	320	327	Prachesta-1	Prachesta-1	Prachesta-1	Prachesta-1
689		Ambedkar Nagar	352	401	419	326	Prachesta-1	Uttam	Uttam	Prachesta-1
690		Jaunpur	385	398	404	325	Uttam	Uttam	Uttam	Prachesta-1
691		Kaushambi	315	371	353	320	Prachesta-1	Uttam	Prachesta-1	Prachesta-1
692		Shahjahanpur	330	337	308	320	Prachesta-1	Prachesta-1	Prachesta-1	Prachesta-1
693		Kanshiram Nagar	332	328	320	318	Prachesta-1	Prachesta-1	Prachesta-1	Prachesta-1
694		Kanpur Nagar	343	346	339	318	Prachesta-1	Prachesta-1	Prachesta-1	Prachesta-1
695		Muzaffarnagar	288	325	324	317	Prachesta-2	Prachesta-1	Prachesta-1	Prachesta-1
696		Jalaun	323	331	333	317	Prachesta-1	Prachesta-1	Prachesta-1	Prachesta-1
697		Unnao	400	395	397	314	Uttam	Uttam	Uttam	Prachesta-1
698		Agra	364	371	372	311	Uttam	Uttam	Uttam	Prachesta-1
699		Fatehpur	321	326	343	311	Prachesta-1	Prachesta-1	Prachesta-1	Prachesta-1
700		Chandauli	325	319	333	310	Prachesta-1	Prachesta-1	Prachesta-1	Prachesta-1
701		Hamirpur (U.P.)	352	330	340	307	Prachesta-1	Prachesta-1	Prachesta-1	Prachesta-1
702		Lalitpur	386	262	330	306	Uttam	Prachesta-2	Prachesta-1	Prachesta-1
703		Balrampur-UP	339	353	323	306	Prachesta-1	Prachesta-1	Prachesta-1	Prachesta-1
704		Chitrakoot	347	358	307	304	Prachesta-1	Prachesta-1	Prachesta-1	Prachesta-1
705		Budaun	318	321	321	304	Prachesta-1	Prachesta-1	Prachesta-1	Prachesta-1
706		Sitapur	316	336	310	302	Prachesta-1	Prachesta-1	Prachesta-1	Prachesta-1
707		Pilibhit	274	292	311	301	Prachesta-2	Prachesta-2	Prachesta-1	Prachesta-1
708		Mainpuri	336	344	337	296	Prachesta-1	Prachesta-1	Prachesta-1	Prachesta-2
709	Rae Bareli	307	321	323	292	Prachesta-1	Prachesta-1	Prachesta-1	Prachesta-2	
710	Banda	324	312	300	287	Prachesta-1	Prachesta-1	Prachesta-2	Prachesta-2	
711	Aligarh	385	419	264	286	Uttam	Uttam	Prachesta-2	Prachesta-2	
712	Dehradun	365	338	375	364	Uttam	Prachesta-1	Uttam	Uttam	
713	Hardwar	311	312	336	350	Prachesta-1	Prachesta-1	Prachesta-1	Prachesta-1	
714	Champawat	330	267	332	349	Prachesta-1	Prachesta-2	Prachesta-1	Prachesta-1	
715	Bageshwar	365	301	389	348	Uttam	Prachesta-1	Uttam	Prachesta-1	

Table 3: Details of Score of the districts in last Four years with Grade

Sr. No.	State/UT	District	District score				Grade			
			2018 -19	2019 -20	2020 -21	2021 -22	2018-19	2019-20	2020-21	2021-22
1	2	3	4	5	6	7	8	9	10	11
716		Pauri	334	322	326	340	Prachesta-1	Prachesta-1	Prachesta-1	Prachesta-1
717		Udham Singh Nagar	198	194	363	329	Prachesta-3	Prachesta-3	Uttam	Prachesta-1
718		Nainital	337	318	292	329	Prachesta-1	Prachesta-1	Prachesta-2	Prachesta-1
719		Rudraprayag	308	248	341	328	Prachesta-1	Prachesta-2	Prachesta-1	Prachesta-1
720		Pithoragarh	197	217	224	323	Prachesta-3	Prachesta-3	Prachesta-3	Prachesta-1
721		Almora	331	330	362	317	Prachesta-1	Prachesta-1	Uttam	Prachesta-1
722		Uttarkashi	244	193	330	310	Prachesta-2	Prachesta-3	Prachesta-1	Prachesta-1
723		Tehri Garhwal	313	314	346	308	Prachesta-1	Prachesta-1	Prachesta-1	Prachesta-1
724		Chamoli	218	183	321	299	Prachesta-3	Prachesta-3	Prachesta-1	Prachesta-2
725		West Bengal	Kolkata	439	435	426	427	Ati-Uttam	Ati-Uttam	Ati-Uttam
726	Hooghly		364	398	418	415	Uttam	Uttam	Uttam	Uttam
727	Purba Bardhaman		367	408	412	415	Uttam	Uttam	Uttam	Uttam
728	North Twenty Four Pargana		356	382	386	407	Prachesta-1	Uttam	Uttam	Uttam
729	Murshidabad		402	402	393	397	Uttam	Uttam	Uttam	Uttam
730	Jhargram		394	401	391	393	Uttam	Uttam	Uttam	Uttam
731	Coochbehar		390	397	382	387	Uttam	Uttam	Uttam	Uttam
732	Paschim Bardhaman		387	387	387	386	Uttam	Uttam	Uttam	Uttam
733	Nadia		300	365	376	380	Prachesta-2	Uttam	Uttam	Uttam
734	South Twenty Four Pargana		405	407	389	380	Uttam	Uttam	Uttam	Uttam
735	Maldah		373	378	376	380	Uttam	Uttam	Uttam	Uttam
736	Bankura		328	366	348	380	Prachesta-1	Uttam	Prachesta-1	Uttam
737	Dakshin Dinajpur		397	409	395	380	Uttam	Uttam	Uttam	Uttam
738	Paschim Medinipur		392	399	385	379	Uttam	Uttam	Uttam	Uttam
739	Purba Medinipur		406	404	398	378	Uttam	Uttam	Uttam	Uttam
740	Howrah		387	387	371	362	Uttam	Uttam	Uttam	Uttam
741	Puruliya		359	367	345	362	Prachesta-1	Uttam	Prachesta-1	Uttam
742	Jalpaiguri		374	373	352	353	Uttam	Uttam	Prachesta-1	Prachesta-1
743	Alipurduar		358	344	343	350	Prachesta-1	Prachesta-1	Prachesta-1	Prachesta-1
744	Birbhum		353	355	347	343	Prachesta-1	Prachesta-1	Prachesta-1	Prachesta-1
745	Siliguri		378	378	277	338	Uttam	Uttam	Prachesta-2	Prachesta-1
746	Kalimpong		215	292	284	330	Prachesta-3	Prachesta-2	Prachesta-2	Prachesta-1
747	Uttar Dinajpur		281	292	277	315	Prachesta-2	Prachesta-2	Prachesta-2	Prachesta-1
748	Darjiling		165	254	96	194	Akanshi-1	Prachesta-2	Akanshi-2	Prachesta-3

Note: ND-Newly created District

Annexure-IV

Table 4: List of Indicators along with points used for PGI-D 2021-22 (Frequency of data for UDISE+ and data filled by Districts is annual except NAS)				
Sl. No	Category /Domain	Indicator	Data Source	Weight
	1	Category 1 - Outcomes		290
	1.1	Domain - Learning Outcomes (LO)		
1	1.1.1	% of children in Grade 3 who have achieved minimum proficiency in literacy – Govt. and aided schools	NAS	20
2	1.1.2	% of children in Grade 3 who have achieved minimum proficiency in numeracy – Govt. and aided schools	NAS	20
3	1.1.3	% of children in Grade 5 who have achieved Grade level proficiency in literacy – Govt. and aided schools	NAS	20
4	1.1.4	% of children in Grade 5 who have achieved Grade level proficiency in numeracy – Govt. and aided schools	NAS	20
5	1.1.5	% of children in Grade 8 who have achieved Grade level proficiency in literacy – Govt. and aided schools	NAS	15
6	1.1.6	% of children in Grade 8 who have achieved Grade level proficiency in numeracy – Govt. and aided schools	NAS	15
7	1.1.7	% of children in Grade 8 who have achieved Grade level proficiency in Science – Govt. and aided schools	NAS	15
8	1.1.8	% of children in Grade 8 who have achieved Grade level proficiency in Social Science – Govt. and aided schools	NAS	15
9	1.1.9	% of children in Grade 10 who have achieved Grade level proficiency in Modern Indian Language (MIL) – Govt. and aided schools	NAS	10
10	1.1.10	% of children in Grade 10 who have achieved Grade level proficiency in numeracy – Govt. and aided schools	NAS	10
11	1.1.11	% of children in Grade 10 who have achieved Grade level proficiency in Science – Govt. and aided schools	NAS	10
12	1.1.12	% of children in Grade 10 who have achieved Grade level proficiency in Social Science – Govt. and aided schools	NAS	10
	1.2	Domain - Access Outcomes (AO)		
13	1.2.1	% of children in Grade 1 who have attended at least one year of pre-primary schooling	UDISE+	20
14	1.2.2	% of identified out-of- school children mainstreamed in last completed academic year in the district	To Be Filled	10
		Transition Rate from :		
15	1.2.3	1. Primary to Upper Primary (Class 5 to Class 6)	UDISE+	5
16	1.2.4	2. Upper Primary to Secondary (Class 8 to Class 9)	UDISE+	5
17	1.2.5	Retention Rate till Elementary Level (New enrollment in Class 8 in year t+7 / Enrollment in Class 1 in year t)	To Be Filled	10
		Retention Rate till Secondary Level (New enrollment in Class 10 of year t+9 / Enrollment in Class 1 in year t):	To Be Filled	

Table 4: List of Indicators along with points used for PGI-D 2021-22 (Frequency of data for UDISE+ and data filled by Districts is annual except NAS)

Sl. No	Category /Domain	Indicator	Data Source	Weight
18	1.2.6	1. Retention Rate of Boys at secondary level	To Be Filled	10
19	1.2.7	2. Retention Rate of Girls at Secondary level	To Be Filled	10
	1.3	Domain - Teacher Availability and Professional Development Outcomes (TAPDO)		
20	1.3.1	% of Government school teachers in the district who have been assigned non-school duties pertaining to Departments other than Elections and Population Census	To Be Filled	5
21	1.3.2	% of teachers trained on learning outcome based approaches to teaching and learning	To Be Filled	10
22	1.3.3	% of schools (with primary classes) having a teacher trained on foundational learning	To Be Filled	5
23	1.3.4	% of Primary Schools complying with RTE specified Pupil Teacher Ratio (PTR)	To Be Filled	5
24	1.3.5	% of Upper Primary Schools complying with RTE specified PTR	To Be Filled	5
25	1.3.6	% of schools that have received at least two visits per month by CRC for academic support	To Be Filled	10
	2	Category 2 - Classroom Transactions		90
	2.1	Domain - Learning Management (LM)		
26	2.1.1	% of schools conducting regular formative assessments to measure achievement of Learning Outcomes (Formative Formative assessment and CCE strategies would include class tests, project-based assignments, class-based group work, quizzes, individual and group presentations, participation in various school-based/class-based contests/activities, self and peer assessment, etc)	To Be Filled	10
27	2.1.2	Periodicity of such formative assessments - quarterly/ bimonthly/ monthly/ fortnightly/ weekly	To Be Filled	5
28	2.1.3	% of teachers trained on Continuous and Comprehensive Evaluation(CCE) and Classroom Based Assessment	To Be Filled	10
29	2.1.4	% of schools, where parents have been made aware of learning levels (including CCE and classroom-based assessments) through Parent-Teacher Meeting, Letters, discussion forums, etc. (The organization of parent teacher meetings would need to be clearly recorded in the register(s) maintained by the School Management Committee (SMC))	To Be Filled	10
30	2.1.5	% of schools for which school, class and student wise learning outcome data is available on an online portal/ MIS and/or physically displayed on school walls/ notice board	To Be Filled	5

Table 4: List of Indicators along with points used for PGI-D 2021-22 (Frequency of data for UDISE+ and data filled by Districts is annual except NAS)

Sl. No	Category /Domain	Indicator	Data Source	Weight
31	2.1.6	% of students of Class 5 to 10 who are aware of Learning Outcomes (LO) to be achieved in all subjects in the grade where the student is currently studying (Dissemination of information on grade level learning outcomes could be achieved through the development of colorful print materials (booklets, posters, infographics etc.) developed in the local language by SCERTs, and shared with each school)	To Be Filled	5
32	2.1.7	% of schools that utilise supplementary learning material in classroom transactions (Supplementary learning material, or any non-prescribes learning material used for enhancing the learning experience can range from workbooks, worksheets, online resources, short stories and anecdotes, cartoons, comics and caricatures, even simple newspaper articles, television programmes and films, podcasts, rap songs, concepts set to music, etc.)	To Be Filled	5
33	2.1.8	% of schools that have full access to and are utilising Teaching Resources provided by the SCERT/ DIETs (Teaching Resources such as Online resources for pedagogical needs, teacher manuals, suggestive lesson plans, suggestive experiential activities, curriculum mapped with learning outcomes, slides, concept maps, etc. that can be used by the teacher to assist the learner to meet the expectations of achieving proficiency in the learning outcomes)	To Be Filled	5
34	2.1.9	% of Government and Government aided schools Providing Holistic Report Card for every learner based on peer/ self/ teacher assessment (The holistic report card is a 360-degree, multidimensional report that reflects in great detail the progress as well as the uniqueness of each learner in the cognitive, affective, and psychomotor domains. It includes teacher, self and peer assessment, and progress of the child in project-based and inquiry-based learning, quizzes, role plays, group work, portfolios, etc)	To Be Filled	5
	2.2	Domain - Learning Enrichment Activities (LEA)		
		% of schools (Govt and aided) participated in the following national flagship programmes		
		Swachh Bharat and Jal Suraksha (% of schools with)		
35	2.2.1	Functional Girl's Toilet	UDISE+	2
36	2.2.2	Functional Boys' Toilet	UDISE+	2
37	2.2.3	CWSN friendly toilet	UDISE+	2
38	2.2.4	Clean and potable drinking water facility	UDISE+	2
39	2.2.5	Hand wash area/s	UDISE+	2
40	2.2.6	Rainwater harvesting structures in school	UDISE+	2
		FIT India (% of schools having)		
41	2.2.7	At least one sports period per class per day	To Be Filled	2
42	2.2.8	Playground	UDISE+	2
43	2.2.9	Sports equipment	UDISE+	2

Table 4: List of Indicators along with points used for PGI-D 2021-22 (Frequency of data for UDISE+ and data filled by Districts is annual except NAS)

Sl. No	Category /Domain	Indicator	Data Source	Weight
44	2.2.10	Annual sports day	To Be Filled	2
45	2.2.11	Certified as Fit India School	To Be Filled	2
46	2.2.12	Entry of Annual fitness record of every child on Fit India App	To Be Filled	2
		Ek Bharat Shresth Bharat (% of schools)		
47	2.2.13	Conducted at least 1 activity from the enlisted activities at school level	To Be Filled	2
48	2.2.14	Participated in at least one activity conducted at State level, from amongst enlisted activities	To Be Filled	2
		Nagrik Kartavya Palan Abhiyan/ Constitution Day (% of schools where)		
49	2.2.15	All learners in the school have participated in one or the other age-appropriate activity related to Citizens' fundamental duties as laid down in the Constitution of India	To Be Filled	2
	3	Category 3 - Infrastructure, Facilities, Student Entitlements		51
50	3.1	% of Elementary Level students getting Free Textbooks within two weeks of start of academic year	To Be Filled	10
51	3.2	% of Elementary Level students getting Uniforms within one month of the start of academic year	To Be Filled	5
52	3.3	% of entitled CWSN who have received aids and appliances (Govt. and aided schools)	To Be Filled	5
53	3.4	% of Girls of Upper Primary/Secondary/ Higher Secondary grades who received special incentives (e.g., scholarships, bicycles, etc.) (Govt. and aided schools)	To Be Filled	5
		% of Schools with		
54	3.5	1. Library and/ or Reading Corner	UDISE+	4
55	3.6	2. Ramp with railing	UDISE+	4
56	3.7	3. Science laboratory	UDISE+	4
57	3.8	4. Kitchen Garden	UDISE+	4
		% of funds utilised by schools under the following grants		
58	3.9	1. Library books	To Be Filled	4
59	3.10	2. Sports equipment	To Be Filled	2
60	3.11	3. Activities under composite school grant	To Be Filled	2
61	3.12	4. Eco and Youth Club	To Be Filled	2
	4	Category 4 - School Safety and Child Protection		35
62	4.1	% of Schools that have a qualified Child Counselor/ Psychologist or Teachers who have undergone training to be designated as First level Counselor	To Be Filled	5

Table 4: List of Indicators along with points used for PGI-D 2021-22 (Frequency of data for UDISE+ and data filled by Districts is annual except NAS)

Sl. No	Category /Domain	Indicator	Data Source	Weight
63	4.2	% of schools that have taken up awareness & sensitization programme for teachers, staff, parents and students on Protection of Children from Sexual Offences (POCSO) Act and associated NCPDR/ SCPCR guidelines (the programme would need to include standardised training for teachers and staff, orientation workshops for parents and completion of sensitisation classes for children on safe (good) and unsafe (bad) touch)	To Be Filled	5
64	4.3	% of school principals, head teachers, nodal teacher trained on disaster management and school safety	To Be Filled	5
65	4.4	% of Schools conducting regular health check-up and maintaining health card of students	To Be Filled	5
66	4.5	% of girls of Upper Primary/Secondary/ Higher Secondary grades who are being given self defence training	To Be Filled	5
67	4.6	% of Schools that have prepared School Disaster Management Plan and prominently displayed the evacuation plan in all classrooms	To Be Filled	5
68	4.7	% of Schools that undertake mock drills for implementing School Disaster Management Plan, at least twice a year	To Be Filled	5
	5	Category 5 - Digital Learning		50
69	5.1	% of Schools with internet facility for pedagogical purposes	To Be Filled	10
70	5.2	% of schools with computer/ laptop used for pedagogical purposes	To Be Filled	10
71	5.3	% of schools having computer-assisted teaching learning facility (e.g. smart classrooms)	UDISE+	10
72	5.4	Student-to-Computer Ratio (computers used for pedagogical purposes will only be considered here)	To Be Filled	10
73	5.5	% of teachers trained in use of computer and teaching through computer	UDISE+	10
	6	Category 6 - Governance Processes		84
74	6.1	% of Samagra Siksha Funds utilised (against funds released to the school) during the financial year	To Be Filled	10
75	6.2	% of schools that have converged resources available from Mineral Fund, and from schemes of other Departments (e.g. Panchayati Raj, Rural Development, Sports etc.) for the improvement of school and for better learning outcomes	To Be Filled	4
		Enhancing Cluster Resource Coordinators (CRCs) performance:		
76	6.3	a. % of CRCs provided with in-service professional development training during the financial year (training packages for CRCs to cover developmental issues at primary level, and content related hard spots at upper primary level)	To Be Filled	10
77	6.4	b. % of CRCs who have submitted bimonthly inspection reports	To Be Filled	10
		Attendance monitoring systems		

Table 4: List of Indicators along with points used for PGI-D 2021-22 (Frequency of data for UDISE+ and data filled by Districts is annual except NAS)

Sl. No	Category /Domain	Indicator	Data Source	Weight
78	6.5	a. % of schools with digital attendance system to monitor teacher attendance	UDISE+	10
79	6.6	b. % of schools with digital attendance system to monitor student attendance	UDISE+	10
80	6.7	Average annual attendance of students (total attendance of students / (total teaching days * total enrolment)	To Be Filled	10
81	6.8	Average annual attendance of teachers (total attendance of teachers / ((total teaching+non-teaching days) * total number of teachers)	To Be Filled	10
		School Leadership development		
82	6.9	a. % of schools with head teacher or principal	UDISE+	5
83	6.10	b. % of school principals and head teachers provided with in-service professional development (training) during the financial year	To Be Filled	5
		Total		600



Core Team of PGI-D
Department of School Education & Literacy
Ministry of Education

Shri Sanjay Kumar, Secretary
Shri. Venkataramana R.Hegde, Dy. Director General

Shri. Vikram Tanwar, Joint Director

Ms. Ritu, Dy. Director

Shri. R S Verma, Assistant Director

Shri. Sagar Choudhary, Assistant Director

Ms. Chandertara Das, Senior Statistical Officer

Shri. Santan Singh, Senior Statistical Officer

Shri. Jagdish Kumar, Senior Statistical Officer

Ms. Geetanjali, Senior Statistical Officer

Shri. Vinay Kumar, Junior Statistical Officer

NIC

Shri. Saba Akhtar, Scientist F

Shri. Abhishek Kundu, Scientist D

Shri. Ashwani Kumar, Scientist C

Shri. Prabhat Mishra, Scientist C

Shri. Sarvendra Kumar Tarun, Scientist B

Shri. Bibek Jyoti Gosh, Program Manager

Shri. Vikas Jain, Project Manager

Shri. Harish Singh, Project Manager





Ministry of Education
Government of India