

**Audit Report for the Financial Year
2016-17**

Jammu & Kashmir

UJALA SOCIETY
SARVA SHIKSHA ABHIYAN
CONSOLIDATED
FINANCIAL STATEMENT
2016-2017

BISMAJ & Co.

CHARTERED ACCOUNTANTS

CONTACT: (Mob): 9419024733, 9697494694, 9596186900, (Tel) 0194-2477813
TELE-FAX: 0194-2477813
email: calqbal2@gmail.com




AUDITORS REPORT

We have audited the annexed Consolidated Balance Sheet as at 31st March 2017 of Ujala Society (Sarva Shiksha Abhiyan J&K), annexed Consolidated Income and expenditure account for the year ended on that date and also the annexed Consolidated Receipts and Payments Account for the period 01-04-2016 to 31-03-2017. These financial statements are the responsibility of the management of the Ujala Society, Sarva Shiksha Abhiyan (J&K). Our responsibility is to express an opinion on these financial statements based on our Audit.

We conducted our audit in accordance with auditing standards generally accepted in India. Those standards require that we plan and perform the audit to obtain reasonable assurance about whether the financial statements are free of any material misstatement. An audit includes examining on test basis evidence supporting the amount and disclosures in the financial Statements. An audit also includes assessing the accounting principles used and significant estimates made by management as well as evaluating the overall financial statement presentation. We believe that our audit provides a reasonable basis for our opinion.

On the basis of our audit and subject to the following:-

1. Society has not prepared the financial statements of KGBV and NEPGEL Funds separately because of amalgamation of all the funds at district/Sub-District Level. Accordingly the audited financial statements include the expenditure /income of KGBV and NEPGEL Funds.
2. We did not audit the financial statements of 10 Districts of Jammu province. These financial statements have been audited by other auditors whose reports have been furnished to us by the management of the Society, our opinion on the consolidated financial statements in so far as it relates to amounts and disclosures included in respect of Jammu province is based on the reports of other auditors.
3. Cash system of Accounting has been followed by the Society at District/Sub-District Level as against the "Double Entry method based on Mercantile System" prescribed in SSA Manual.



BISMAJ & Co.

CHARTERED ACCOUNTANTS

CONTACT: (Mob): 9419024733, 9697494694, 9596186900, (Tel) 0194-2477813

TELE-FAX: 0194-2477813

email: caiqbal2@gmail.com



4. Bank reconciliation statements has not been regularly prepared at some District/Sub-District Level further it was also noticed that at some District/Sub-District Offices remittances in transit were not reconciled.

5. Society has notified "The Jammu & Kashmir Ujala Society (The State Implementation Society of Sarva Shiksha Abhiyan) Financial Regulation, 2005 w.e.f 19-05-2005 but their implementation needs lot of improvement, especially towards maintenance of Accounts at district/Sub-District Level, overall control (Internal Check/Internal Audit) at the level of District/Zonal Level also needs to be strengthened.

6. During the course of our Audit Grave Financial irregularities/Misappropriation of funds to the tune of Rs 37,05,000.00 were detected till date of Audit in DISTRICT KUPWARA ZONE TANGDAR in respect of funds pertaining to Civil Works Component:

=====

The list of detailed observations has already been forwarded to state project director (SPD office) for necessary appropriate action as on 09.08.2017.

7. During the course of our Audit Grave Financial irregularities/Misappropriation of funds to the tune of Rs 70,21,000.00 were detected till date of Audit in DISTRICT BANDIPORA ZONE GUREZ in respect of SSA funds. During our examination it was observed that shortage of funds to the tune of Rs 70.21 Lacs were being carried forward in the bank account of the zone.

=====

SRINAGAR OFFICE: 3RD FLOOR, SHAH COMPLEX, OPP. MEDICARE DIAGNOSTIC IMAGING CENTRE, MAIN CHOWK KARANAGAR, SRINAGAR-190001

SOPORE OFFICE: MAIN BAZAR SOPORE, KASHMIR - 193201

CONTACT: 9419024733, 9697494694, 9596186900, 0194-2477813

TELE-FAX: 0194-2477813

email: caiqbal2@gmail.com

BISMAJ & Co.

CHARTERED ACCOUNTANTS

CONTACT: (Mob): 9419024733, 9697494694, 9596186900, (Tel) 0194-2477813

TELE-FAX: 0194-2477813


email: calqbal2@gmail.com



The list of detailed observations has already been forwarded to state project director (SPD office) for necessary appropriate action as on 03.10.2017.

8. *During the course of our audit It has been observed that the chief education officer KULGAM has opened two separate bank accounts without any approval from higher authorities and deliberately operated those accounts outside the books maintained under SSA. During our examination it has been noticed that Sb/-AcNo:0010040500020784 was opened as on 11-09-2016 in the period of turmoil and the schools under SSA were directed to refund their Bank Interest to the specified new account. During our examination it has been noted that till the date of Audit (upto 24.09.2017) Rs 21,53,423/- were credited into the bank account which represents Interest Received from the Schools and bank Interest received from Zone HCGam-Rs 422,818 & Zone Kulgam-Rs 9,78,716. Out of the total available Bank interest lying in the undisclosed account- Rs 21,44,450/- were mis-utilized for the purchase of LED/Portable Latterns/Iron Buckets/Spade etc. Such purchases out of SSA were never been approved by the higher authorities.*

Furthermore on examination of accounts on more bank account Sb/-AcNo:0010040500020785 was opened as on 11-09-2016 in the period of turmoil and the Zonal offices were directed by the Ceo office to surrender their unspent balance on various heads into the undisclosed bank account. Till the date of Audit (upto 24.09.2017) Rs 37,34,244/-were credited into the bank account from various zones . Out of total available fund Rs 10,63,381/- were mis-utilised and diverted for the purchase of ECC Kits from Khaleeq Enterprises. Also Rs 1,10,000/- were transferred to Zone Devsar for completing the pending construction of a school. Such purchases were made without approval from higher authorities. Moreover it is worthwhile to mention here that such huge purchases were made from local unregistered suppliers and no codal formalities were adhered.



SRINAGAR OFFICE :3RD FLOOR, SHAH COMPLEX, OPP. MEDICARE DIAGNOSTIC IMAGING CENTRE, MAIN CHOWK KARANAGAR, SRINAGAR-190001

SOPORE OFFICE :MAIN BAZAR SOPORE, KASHMIR - 193201

CONTACT: 9419024733, 9697494694, 9596186900, 0194-2477813

TELE-FAX: 0194-2477813

email: calqbal2@gmail.com

BISMAJ & Co.

CHARTERED ACCOUNTANTS

CONTACT: (Mob): 9419024733, 9697494694, 9596186900, (Tel) 0194-2477813
TELE-FAX: 0194-2477813
email: caiqbal2@gmail.com




THEREFORE IN LIGHT OF ABOVE OBSERVATIONS, WE ARE NOT ABLE TO GIVE ANY OPINION ON THE EXPENDITURE OUT OF INTEREST AND OTHER UNSPENT BALANCE AND IT IS HEREBY RECOMMENDED THAT A SEPRATE AND DETAILED AUDIT MUST BE CONDUCTED TO ENSURE ITS TRUTH AND FAIRNESS.

9. In Ceo office Ganderbal it has been observed that the amount of Rs 7,00,000/- were shown in the cash book in the month of April as receipts of funds transferred from Ceo Office Srinagar. The said amount was also credited into the bank account of Ceo office Ganderbal as on 25.04.2016. On reconciliation of the funds between the two districts it was being observed that no funds were ever transferred by the Ceo office Srinagar and therefore source of the Credit entry in the bank account and in the cash book of CEo Ganderbal is not known. Now the queation arises:

- Who had transferred such funds to the office
- Why such funds have been transferred from unknown person
- From whose bank account such huge amount has been transferred.
- Why in the cash book it was written that such amount is the receipts from Ceo Srinagar which is not the case.
- Are those amounts pertains to scheme which were wrongly debited and withdrawn in earlier years and now credited back due to unknown reasons.
- If so When such amount was withdrawn, Why it was withdrawn, Where the amount was held, Why it was held and for which period it was held.
- As deliberately written in cash book that receipts are being forwarded by Ceo Srinagar gives an impression that source of the same is doubtful.

THEREFORE IN LIGHT OF ABOVE OBSERVATIONS, WE ARE NOT ABLE TO GIVE ANY OPINION ON THOSE RECEIPTS AND IT IS HEREBY RECOMMENDED THAT A SEPRATE AND DETAILED AUDIT MUST BE CONDUCTED TO ENSURE TRUTH AND FAIRNESS OF THE SAID TRANSACTION.



BISMAJ & Co.

CHARTERED ACCOUNTANTS

CONTACT: (Mob): 9419024733, 9697494694, 9596186900, (Tel) 0194-2477813
TELE-FAX: 0194-2477813
email: caiqbal2@gmail.com



10. During the course of our Audit it has been observed in District Kupwara that Bank Interest has been misutilised by the following Zones for the reasons best known to them.:-

a) ZONE KRALPORA	RS. 1,77,801.00
b) ZONE TREHGAM	RS. 37,612.00
c) ZONE KUMRIYAL	RS. 2,29,601.00
d) ZONE DRAGMULLA	RS. 18,034.00
e) ZONE CHAMKOTE	RS. 90,500.00
f) ZONE LANGATE	RS. 6,32,780.00
g) ZONE VEILGAM	RS. 1,09,240.00

TOTAL AMOUNT


RS. 12,95,568.00

From the above list it shall be construed that the bank interest earned on bank balances under SSA has been mis-utilized to the tune of Rs 12,95,568.00 on account of different expenditure heads for office use. Such mis-utilization is against the SSA Guidelines.

11. Despite the repeated request of the Auditors in Jammu Province following zones could not produced their records/books of account and as such we are unable to comment upon the expenditure incurred by the zones. However the auditors had only compiled their receipts and payments on the basis of Receipts & Expenditure accounts submitted by them. Following units did not came up for audit upon repeated intimations and visits:-

- I. ZEO Samba .
- II. CEO Doda, ZEO Bhatyas, Gundna, Thatri, Baderwah, Doda

Moreover the school & KGBV did not turn up for audit in few of the Districts like Kathua & Doda.



BISMAJ & Co.

CHARTERED ACCOUNTANTS

CONTACT: (Mob): 9419024733, 9697494694, 9596186900, (Tel) 0194-2477813
TELE-FAX: 0194-2477813
email: caiqbal2@gmail.com



12. Subject to above, we report that:

- i) We have covered the audit of District /Sub-District Level.
- ii) We have obtained all the information and explanations, which to the best of our knowledge and belief were necessary for the purposes of the audit.
- iii) The transactions of the Society which have come to our notice were within the powers of the society.
- iv) Expenditure at District/Sub-District and other offices has been compiled on the basis of statements furnished by these offices after giving effect of reconciliation differences.
- v) Procurement audit report is attached separately.
- vi) PARA on Audit of Headmasters/VEC's account (Refer Annexure Z).
- vii) The society's Receipts & Payments Account, Income & Expenditure Account and Balance Sheet dealt with by this report are in agreement with the records made and available to us and:
- viii) In our opinion and to the best of our information and according to explanations given to us, the said accounts are in compliance of SSA Manual and the financial statements give a true and fair view of the sources and applications of funds and the financial position of SARVA SHIKSHA ABHIYAN, J&K for the year ended March 31, 2017.

For: B I S M A J & C O

Chartered Accountants

F. R. No. 002489N


CA Mohd Iqbal Untoo

(Partner)

M. No. 514200

Place:- Srinagar

Date:- 11.12.2017



BISMAJ & Co.

CHARTERED ACCOUNTANTS

CONTACT: (Mob): 9419024733, 9697494694, 9596186900, (Tel) 0194-2477813
TELE-FAX: 0194-2477813
email: calqbal2@gmail.com



The State Project Director,
Sarva Shiksha Abhiyan,
Jammu & Kashmir,
Srinagar.

Sub: - Management letter.

Sir,

Our management letter on the audit of the accounts of "Ujala society, Sarva Shiksha Abhiyan, J&K" for the Accounting year 2016-17 is as under:

1. RENDERING OF ACCOUNT BY DIFFERENT AGENCIES

It has been observed during the audit that sub-implementation agencies do not render/submit their accounts/UC's/Expenditure statements to the SPD office as required in terms of Para 72 of the FM & P-manual notified by the ministry of HRD despite repeated requests.

Drawal Statements/Bank statements/UC should always and on regular monthly basis be asked from the implementing agencies. Schools should submit such statements to the concerned ZEO's. ZEO's should in turn submit their statements to the concerned CEO's and CEO's should furnish their statements to the SPD office. By following such procedures will help the society to monitor and supervise the implementing agencies at each every hierarchy level.

2. INTERNAL CONTROL & INTERNAL AUDIT

Society has to strengthen the internal control/internal audit mechanism by strengthening of accounts & audit section at SPD Office as well as at district offices/Sub district offices.

As monitoring and supervision of the implementation of the programmed and internal audit are the main controls exercised in Internal Control. Thus there should be adequate internal control procedure commensurate with the size of the society and its nature and volume of transaction. While strengthening internal audit department the internal auditors under each districts should be assigned the task of auditing at Gross root/School Level and ZEO Level. The role of internal auditors will play a positive effect on overall functioning of the society by preparation and furnishing their internal audit reports on regular basis.

3. MAINTENANCE OF ACCOUNTS

Society accounts have not been maintained on "double entry method based on mercantile system of book keeping" at sub-ordinate offices due to non-availability of account knowing personal.



BISMAJ & Co.

CHARTERED ACCOUNTANTS

CONTACT: (Mob): 9419024733, 9697494694, 9596186900, (Tel) 0194-2477813
TELE-FAX: 0194-2477813
email: caiqbal2@gmail.com



Special training programmes should be conducted at Gross root level/School level /ZEO Level in order to make staff personal user friendly and familiar with the procedures/preparation of annual accounts under SSA. To make success in such programmes special assistances should be taken from high qualified professionals Viz. Chartered-Accountants.

4. RECONCILIATION IN BETWEEN SPD OFFICE, DISTRICT OFFICES & SUB- DISTRICT OFFICES

Proper reconciliation in between District offices/Sub-offices in respect to transfer of funds/surrender of funds with the SPD office has not been made, despite repeated requests from the head office. Such un-reconciliation of accounts leads to differences in various sub head balances.

5. AUDIT OF HEADMASTER/VEC JOINT ACCOUNT

Special focus should be given by the SPD office in order to make necessary arrangements for audit of the accounts of the schools under SSA internally. The SPD office should fix the responsibility on the internal auditors and task of auditing the schools should be started as soon as possible.

6. COMPONENT WISE EXPENDITURE

The zone and districts should have detail concept of sub activities of component wise expenditure. Few cases of re appropriation of funds were also found.

7. PHYSICAL CHECK

During the course of audit it is observed that there is no system of physical verification of actual work done by the schools either by respective zones or by the CEO Office. The year wise break up of levels of physical work done is not available with the respective office. We found various cases where expenditure was incurred on inspection visits by the CEOs and Zonal offices but such inspection were not supported by inspection reports.

8. CIVIL WORKS:

The fund in relation to civil work has been released to the Schools as per advice, while construction register has not been maintained. Apart from this, releases are made without maintaining any documents as invoice bill of the contractor-relates to civil work. Cash payments were made to contractors instead of account payee cheques.

SRINAGAR OFFICE : 3RD FLOOR, SHAH COMPLEX, OPP. MEDICARE DIAGNOSTIC IMAGING CENTRE, MAIN CHOWK KARANAGAR, SRINAGAR-190001

SOPORE OFFICE : MAIN BAZAR SOPORE, KASHMIR - 193201

CONTACT: 9419024733, 9697494694, 9596186900, 0194-2477813

TELE-FAX: 0194-2477813

email: caiqbal2@gmail.com

BISMAJ & Co.

CHARTERED ACCOUNTANTS

CONTACT: (Mob): 9419024733, 9697494694, 9596186900, (Tel) 0194-2477813

TELE-FAX: 0194-2477813

email: calqbal2@gmail.com



Most of expenditure represents Civil Work so it is an area of prime importance which needs to be adequately monitored. During the course of audit it was observed that zones are not preparing complete records like how much payments has already been made to a particular school, level of construction of a particular building; physical verification of the same by the higher authorities etc.

9. INTEREST:

Interest is not being timely refunded by the CEOs, ZEO and Schools. In some of the districts, interest amount has expended rather refunding it to CEOs. Reconciliation of interest amounts refunded by districts needs to be done regularly to account for all the transactions.

10. TDS:

In most of the districts TDS was not properly deducted on account of payments as prescribed by the provisions of Income Tax Act 1961 and wherever deducted either return was not filed or late filed or the amount was not deposited timely. TDS should have deducted on the payments made to employees and contracts under the relevant sections of Income Tax Act 1961. In one of the case in zone Bhagwah (Distt. Doda) Rajinder Singh was paid Rs. 4,00,000/- on account of labor charges but no TDS and service tax was deducted. Similar case was observed in Zone Gundana (UPS- Ranhote) where Gh. Mohammad was paid Rs. 3,50,000/- on account of construction services without deduction of TDS.


11. CASH PAYMENTS:

Withdrawal of money by self cheques from bank Accounts at ZEO Level and school level is a regular practice adopted by the authorities. Payments need to be made through Account Payee Cheque unless prevented by sufficient cause. A threshold limit (upper Cap) should be set to keep a check over Cash payments.

In districts like Jammu, Kishtwar and Samba expenses like Teachers Training were totally expended through cash

12. PURCHASE PROCEDURE:

The concerned offices are regularly purchasing various items like office equipments, stationery, stock consumable etc. It was found that codal formalities are not fully adhered like purchases



SRINAGAR OFFICE : 3RD FLOOR, SHAH COMPLEX, OPP. MEDICARE DIAGNOSTIC IMAGING CENTRE, MAIN CHOWK KARANAGAR, SRINAGAR-190001

SOPORE OFFICE : MAIN BAZAR SOPORE, KASHMIR - 193201

CONTACT: 9419024733, 9697494694, 9596186900, 0194-2477813

TELE-FAX: 0194-2477813

email: calqbal2@gmail.com

BISMAJ & Co.

CHARTERED ACCOUNTANTS

CONTACT: (Mob): 9419024733, 9697494694, 9596186900, (Tel) 0194-2477813
TELE-FAX: 0194-2477813
email: caiqbal2@gmail.com



were made without obtaining quotations/tendering, without preparing comparatives, supply orders. In some cases single person is making all the purchases. Quotation obtained were dasti instead of through newspaper. Comparatives were either not prepared or officially not vetted by the purchase committee.

In some of the cases supporting were not produced and in other cases it was properly vetted by the competent authorities during audit. Some of such cases are as follow:-


- a) In Zone Wadwan (Kishtwar) Rs. 20,000/- was paid to One of the teacher (Abdul Rehman) for Talaash activity but in supporting nothing was produced. In other case a neft of Rs. 75,000 was made to Rising Sun Traders, Trikuta Complex Jammu for Purchasing of Bedding for KGBV Hostel. But Bill RST/41 was dated 18-11-2016 and it was not verified by the competent authorities. In High School Drubeel (Zone Inderbal) construction work payment of RS. 50,000/- against swachh bharat mission was not supported by bills/vouchers.
- b) In Zone Gundna (Doda) GUP School Bhaluna , uniform were purchased vide bill no. 632 dated 31/5/2016 without obtaining any quotations/ Approved rates.

General Discrepancies observed:

1. Entry of purchased items was not made in the concerned registers.
2. In some cases supporting documents were not produced.
3. Bills were not properly verified by the higher authorities.

13. KGBV:

It was noticed that KGBV's bank balances (unspent) are not considered in the final accounts. The grants released by the CEO/ZEO office are booked as expenditure instead of advances. The state office should take steps to get their account incorporated in final accounts in order to watch out whether the grant has been actually utilized for the purpose intended for.



BISMAJ & Co.

CHARTERED ACCOUNTANTS

CONTACT: (Mob): 9419024733, 9697494694, 9596186900, (Tel) 0194-2477813
TELE-FAX: 0194-2477813
email: calqbal2@gmail.com



General Discrepancies observed


1. Stipend was paid to students usually half yearly which should be on monthly basis.
2. Cash books were not up to date.
3. Rent Deeds were not produced during audit.

Yours faithfully,

For: B I S M A J & C O
Chartered Accountants

F. R. No. 002489N

CA Mohd Iqbal Untoo
(Partner)
M. No. 514200



Place:- Srinagar

Date:- 11.12.2017

BISMAJ & Co.

CHARTERED ACCOUNTANTS

CONTACT: (Mob): 9419024733, 9697494694, 9596186900, (Tel) 0194-2477813
TELE-FAX: 0194-2477813
email: calqbal2@gmail.com



PROCUREMENT AUDIT

This is to certify that we have gone through the Procurement Rules and Regulations as notified vide Chapter-V of the "THE JAMMU & KASHMIR UJALA SOCIETY" The State Implementation Society for SARVA SHIKSHA ABHIYAN FINANCIAL REGULATIONS 2005 ON 19-05-2005 . Based on the Audit of the records for the year 2016-17 for the "Ujala Society, SSA" Jammu & Kashmir at SPD Office, District/Sub District Offices, we report that the procedure prescribed in above regulations has been generally followed .

For: B I S M A J & C O


Chartered Accountants

F. R. No. 002489N

CA Mohd Iqbal Untoo

(Partner)

M. No. 514200



Place:- Srinagar

Date:- 11.12.2017

BISMAJ & Co.

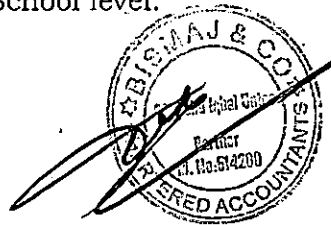
CHARTERED ACCOUNTANTS

CONTACT: (Mob): 9419024733, 9697494694, 9596186900, (Tel) 0194-2477813
TELE-FAX: 0194-2477813
email: caiqbal2@gmail.com



Annexure Z:-

- **PARA ON AUDIT OF VEC/HEADMASTER ACCOUNTS (General Observation).**
- Huge cash balances have been kept by the dealing assistants throughout the period which is against the norms/guidelines of SSA manual as prescribed.
 - Cashbooks were not maintained properly in accordance with the guidelines under SSA.
 - Almost all payments/disbursements were made through cash instead of routing them through payees account Cheques as much as possible.
 - Almost all purchases were made through unregistered dealers & payments were made through cash only. Further no Cash Receipts were produced during the Audit for validation.
 - Separate Ledger Accounts were not maintained for each & every Component.
 - In most of the cases Interest earned on bank balances were not entered in the Cash book and Ledger Account Separately.
 - In almost all the cases it has been observed that Advance registers were not maintained at School level.



BISMAJ & Co.

CHARTERED ACCOUNTANTS

CONTACT: (Mob): 9419024733, 9697494694, 9596186900, (Tel) 0194-2477813
TELE-FAX: 0194-2477813
email: caiqbal2@gmail.com



14

- It has been observed during the course of Audit that the dealing assistants are having a common phenomenon to withdraw cash unnecessary from the bank without any requirement and actual expenditure having been incurred over the period of time, which results the loss of interest on such unwarranted withdrawals and gives the School authority a chance to have huge cash in Hand at any point of time.
- No Drawal Statements of expenditure incurred at school level are being forwarded to ZEO Offices.
- In most of cases it has been observed that schools operate funds through current Bank account instead of opening saving bank accounts as provided under SSA norms.
- In Kashmir Province it has been observed that no joint account of headmaster/VEC were in operation but instead the school account were handled/operated individually by Headmaster only.
- It has been observed during the course of audit that most of the Schools under SSA have not deposited/Surrendered interest earned on Bank Balances to the concerned CEO/ZEO office

BISMAJ & Co.

CHARTERED ACCOUNTANTS

CONTACT: (Mob): 9419024733, 9697494694, 9596186900, (Tel) 0194-2477813
TELE-FAX: 0194-2477813
email: caiqbal2@gmail.com



~~Civil Construction register were not maintained generally by the Schools~~

- Incomes and Expenses are accounted for as and when received or paid and no distinction is maintained between revenue and capital expenditure.

For: B I S M A J & C O

Chartered Accountants

F. R. No. 002489N

CA Mohd Iqbal Untoo

(Partner)

Place:- Srinagar

Date:- 11.12.2017

M. No. 514200



SRINAGAR OFFICE :3RD FLOOR, SHAH COMPLEX, OPP. MEDICARE DIAGNOSTIC IMAGING CENTRE, MAIN CHOWK KARANAGAR, SRINAGAR-190001

SOPORE OFFICE :MAIN BAZAR SOPORE, KASHMIR - 193201

CONTACT: 9419024733, 9697494694, 9596186900, 0194-2477813

TELE-FAX: 0194-2477813

email: caiqbal2@gmail.com

BISMAJ & Co.

CHARTERED ACCOUNTANTS

CONTACT: (Mob): 9419024733, 9697494694, 9596186900, (Tel) 0194-2477813
TELE-FAX: 0194-2477813
email: caiqbal2@gmail.com

BISMAJ & CO CHARTERED ACCOUNTANTS

UJALA SOCIETY, SARVA SHIKSHA ABHIYAN, J&K

UTILIZATION CERTIFICATE FOR THE YEAR 2016-17 (Consolidated)

Sl. No.	SANCTION & DATE	SSA	NEPGE	KGBV	TOTAL
1	Unspent balance (as on 01-04-2016)	7,385,029,624.00	664,428.00	1,087,568,648.00	8,473,262,700.00
2	Less outstanding of the previous year	6,518,805,769.91	57,496.00	894,168,700.00	7,413,032,965.91
3	Actual unspent Balance as on 01-04-2016	866,222,854.09	606,932.00	193,399,948.00	1,060,229,734.09
CENTRE SHARE					
4	17-2/2016-EE-11 dt. 9-5-2016	2,222,337,731	-	153,186,600.00	2,375,524,331.00
5	17-2/2016-EE-11 dt. 9-5-2016	259,545,140	-	-	259,545,140.00
6	17-2/2016-EE-11 dt. 9-5-2016	484,463,465	-	-	484,463,465.00
7	17-2/2016-EE-11 dt. 5-7-2016	1,000,000,000	-	-	1,000,000,000.00
8	17-2/2016-EE-11 dt. 5-7-2016	208,010,000	-	-	208,010,000.00
9	17-2/2016-EE-11 dt. 5-7-2016	500,000,000	-	-	500,000,000.00
10	17-2/2016-EE-11 dt. 5-7-2016	500,000,000	-	-	500,000,000.00
11	17-2/2016-EE-11 dt. 5-7-2016	500,000,000	-	-	500,000,000.00
12	17-2/2016-EE-11 dt. 5-7-2016	500,000,000	-	-	500,000,000.00
13	17-2/2016-EE-11 dt. 5-7-2016	500,000,000	-	-	500,000,000.00
14	17-2/2016-EE-11 dt. 5-7-2016	500,000,000	-	-	500,000,000.00
15	17-2/2016-EE-11 dt. 5-7-2016	500,000,000	-	-	500,000,000.00
16	17-2/2016-EE-11 dt. 5-7-2016	500,000,000	-	-	500,000,000.00
17	17-2/2016-EE-11 dt. 3-1-2017	1,924,610,664	-	-	1,924,610,664.00
18	17-2/2016-EE-11 dt. 29-3-2017	472,851,000	-	-	472,851,000.00
	Total Centre Share	10,571,818,000.00	-	153,186,600.00	10,725,004,600.00
STATE SHARE					
19	244 Edu of 2016 dt. 4-7-2016	478,500,000	-	-	478,500,000.00
20	232 Edu of 2016 dt. 27-6-2016	49,000,000	-	-	49,000,000.00
21	365 Edu of 2016 dt. 23-9-2016	179,809,500.00	-	-	179,809,500.00
22	dt. 15-03-2017	753,286,000.00	-	-	753,286,000.00
23	dt. 24-03-2017	750,000.00	-	-	750,000.00
24	Above the PAB Budget 11.05 2016	19,997,200.00	-	-	19,997,200.00
	Total State Share	1,481,342,700.00	-	-	1,481,342,700.00
25	Bank Interest/other receipt	756,361,667.46	11,256.00	39,095,853.48	795,468,781.94
26	Grand Total (1+2+3+4=5)	20,194,551,991.46	675,684.00	1,279,851,106.48	21,475,078,781.94

SRINAGAR OFFICE 3RD FLOOR, SHAH COMPLEX, OPP. MEDICARE DIAGNOSTIC IMAGING CENTRE, MAIN CHOWK KARANAGAR, SRINAGAR-190001
SOPORE OFFICE MAIN BAZAR SOPORE, KASHMIR - 193201
CONTACT: 9419024733, 9697494694, 9596186900, 0194-2477813
TELE-FAX: 0194-2477813
email: caiqbal2@gmail.com

BISMAJ & Co.

CHARTERED ACCOUNTANTS

CONTACT: (Mob): 9419024733, 9697494694, 9596186900, (Tel) 0194-2477813
 TELE-FAX: 0194-2477813
 email: calqbal2@gmail.com




17

•	Expenditure(actual)	13,754,728,237.56	243,880.00	118,877,553.00	13,873,849,670.56
7	Unspent balance (as on 31-03-2017) (5-6=7)	6,439,823,753.90	431,804.00	1,160,973,553.48	7,601,229,111.38
8	Less outstanding advances	5,239,590,758.08	12,512.00	993,946,165.22	6,233,549,435.30
9	Less Transit	470,350,972.44	-	47,919,613.64	518,270,586.08
10	Unspent Balance as on 31-03-2017 Before Adjustment of Npegel Transfer (7-8+9=10)	729,882,023.32	419,292.00	119,107,774.62	849,409,090.00
11	Npegel Amount Transfer to KGBV		-119,292.00	419,292.00	-838,584.00
12	Unspent Balance as on Actual 31-03-2017 After Adjustment of Npegel Transfer to KGBV (10-11)=12	729,882,023.38	-	119,527,066.62	849,409,090.00

certified that out of Rs. 12,18,63,50,100.00 (Rupees Twelve Arab Eighteen Crore Sixty Three Lac Fifty Thousand & One Hundred only) of Grant-in-aid sanctioned/received during the year 2016-17 in favour of State Project Director, Sarva Shiksha Abhiyan, Ulaia Society, Jammu & Kashmir vide Ministry of Human Resource Development, Department of School Education and Literacy and State Jammu & Kashmir vide Letter no.'s noted against each for undertaking SSA, NPEGEL, KGBV and also Rs. 1,99,97,200.00 (Rupees One Crore Ninety Nine Lac Ninety Seven Thousand & Two Hundred only) which has been received through State Govt. as & above AB budget and unspent balance brought forward from previous year Rs. 8,47,32,62,700.00 (Rupees Eight Arab Forty Seven Crore Forty Two Lac Sixty Two Thousand & Seven Hundred Only) and Bank Interest and Other Receipts during the year 2016-17 is Rs. 54,68,781.94 (Rupees Seventy Nine Crore Fifty Four Lac Sixty Eight Thousand Seven Hundred Eighty One & Ninety Four Paise Only), totalling to Rs. 21,47,50,78,781.94 (Rupees Twenty One Arab Forty Seven Crore Fifty Lac Seventy Eight Thousand Seven Hundred Eighty One & Ninety Four Paise Only) out of which a sum of Rs. 13,87,38,49,670.56 (Rupees Thirteen Arab Eighty Seven Crore Thirty Eight Lac Forty Nine Thousand Six Hundred Seventy & Fifty Six Paise Only) has been utilized for the purpose for which it was sanctioned during the year 2016-17, Their by leaving a sum Rs. 7,60,12,29,111.38 (Rupees Seven Arab Sixty Crore Twelve Lac Twenty Nine Thousand One Hundred Eleven & Thirty Eight Paise Only) and the balance of Rs. 6,23,35,49,435.30 (Rupees Six Arab Twenty Three Crore Thirty Five Lac Forty Nine Thousand Four Hundred Thirty Five & Thirty Paise Only) as advances remains Un-utilized at the end of the year and will be adjusted based on the Expenditure Statements/UC's received from Implementing Agencies & also Rs. 51,82,70,586.08 (Rupees Fifty One Crore Eighty Two Lac Seventy Thousand Five Hundred Eighty Six & Eight Paise Only) remains remittance in transit at the year end. This leaves an amount of Rs. 84,94,09,090.00 (Rupees Eighty Four Crore Ninety Four Lac Nine Thousand & Ninety Only) as the actual unspent balance at the end of the year, which will be adjusted towards the Grant-in-aid payable during the next financial year 2017-18.

certified that I have satisfied myself that the conditions on which the grant-in-aid was sanctioned have been duly fulfilled & I have exercised the following checks to see that the money was actually utilized for the purpose for which it was sanctioned.

Audited statements of Accounts.
 Utilization Certificate
 Secretary to Govt.
 School Education Department
 J & K State



State Project Director
 Sarva Shiksha Abhiyan
 J & K State

BISMAJ & Co.

CHARTERED ACCOUNTANTS

CONTACT: (Mob): 9419024733, 9697494694, 9596186900, (Tel) 0194-2477813
TELE-FAX: 0194-2477813
email: caiqbal2@gmail.com



AUDITORS CERTIFICATE

We have verified the above statement with books and records produced before us for our verification and found that the same has been drawn in accordance therewith.

For B I S M A J & C O .


Chartered Accountants

F. R. No. 002489N

CA Mohd Iqbal Untoo

(Partner)

M. No. 514200



SRINAGAR OFFICE 3RD FLOOR, SHAH COMPLEX, OPP. MEDICARE DIAGNOSTIC IMAGING CENTRE, MAIN CHOWK KARANAGAR, SRINAGAR-190001

SOPORE OFFICE MAIN BAZAR SOPORE, KASHMIR - 193201

CONTACT: 9419024733, 9697494694, 9596186900, 0194-2477813

TELE-FAX: 0194-2477813

email: caiqbal2@gmail.com

DEPARTMENT OF SCHOOL EDUCATION & LITERACY

EE-11 SECTION

RELEASE OF GRANT (CENTRAL SHARE) FOR THE YEAR 2017-18

Sl. No.	Name of States	Outlay Approved			GOI Share				General Head (31)				Capital Head (35)				Sub Total	Grand Total
		General	Capital	Total	General	Capital	Total	%	General (186)	Schedule Caste (789)	Schedule Tribe (796)	Total	General (186)	Schedule Caste (789)	Schedule Tribe (796)	Total		
1	Arunachal Pradesh	35443.38	2791.67	38235.05	31899.04	2512.51	34411.55	90%	1781.42	52.90	5314.24	7148.56	209.21	6.21	273.56	488.98	839.50	16830.25
									2203.48	65.43	6573.28	8842.19						
													350.52					
2	Bihar	1008094.41	47764.28	1055858.69	604856.65	28658.568	633515.21	60%	65131.87	16413.80	1520.1	83065.77	1493.64	376.41	34.86	1904.91	84970.68	250574.05
									77843.21	19617.16	1816.78	99277.15	3029.09	763.36	70.69	3863.14	103140.29	
									48061.79	12240.03	1133.57	61435.39	273.64	245.99		519.63	62463.08	
									508.06	(Swachh Action Plan)						508.06		
3	Jammu & Kashmir	230622.62	5578.94	236201.56	207560.35	5021.05	212581.40	90%	15432.44	1675.45	3200.62	20308.51	1377.99	149.60	285.79	1813.38	94030.28	114338.79
									70075.63	7607.89	14533.38	92216.90						
4	Jharkhand	144159.685	9059.2	153218.89	86495.81	5435.518	91931.33	60%	13116.49	3403.47	6507.58	23027.54	0.00	0.00	0.00	0.00	23027.54	41389.54
									10459.00	2714.00	5189.00	18362.00	0.00	0.00	0.00	0.00	18362.00	

*1943.82 (Gen-SC from GBS) & 5664.07 (149.60 (Gen-SC from GBS) & 5664.06 (Gen-SC from PSK))

Installment-wise Grant Release 2017-18

Sl. No.	Name of States	Outlay Approved (2017-18)	GOI Share	Ad-hoc Release			Balance of 1st Instalment			2nd Instalment			3rd Instalment			Grand Total (Ad-hoc+balance of 1st Instalment+ 2nd Instalment)
				General Head (31)	Capital Head (35)	Total	General Head (31)	Capital Head (35)	Total	General Head (31)	Capital Head (35)	Total	General Head (31)	Capital Head (31)	Total	
1	Arunachal Pradesh	38235.05	34411.55	90%	7148.56		7148.56	8842.19	839.50	9681.69					16830.25	
2	Bihar	1055858.69	633515.21	60%	83065.77	1904.91	84970.68	99277.15	3863.14	103140.29	61943.45	519.63	62463.08		250574.05	
3	Jammu & Kashmir	236201.56	212581.40	90%	20308.51		20308.51	92216.90	1813.38	94030.28					114338.79	
4	Jharkhand	153218.89	91931.33	60%	23027.54		23027.54	18362.00	0.00	18362.00					41389.54	

As on 31.01.2018

A

DEPARTMENT OF SCHOOL EDUCATION & LITERACY

EE-11 SECTION

RELEASE OF GRANT (CENTRAL SHARE) FOR THE YEAR 2017-18

Sl. No.	Name of States	Outlay Approved			GOI Share				General Head (31)				Capital Head (35)				Sub Total	Grand Total		
		General	Capital	Total	General	Capital	Total	%	General (186)	Schedule Caste (789)		Schedule Tribe (796)	Total	General (186)	Schedule Caste (789)				Schedule Tribe (796)	Total
										Schedule Caste (789)	Schedule Tribe (796)				Schedule Caste (789)	Schedule Tribe (796)				
1	Arunachal Pradesh	35443.38	2791.67	38235.05	31899.04	2512.51	34411.55	90%	1781.42	52.90	5314.24	7148.56	209.21	6.21	273.56	488.98	839.90	16830.25		
									2203.48	65.43	6573.28	8842.19							350.52	
2	Bihar	1008094.41	47764.28	1055858.69	604856.65	28658.568	633515.21	60%	65131.87	16413.80	1520.1	83065.77	1493.64	376.41	34.86	1904.91	84970.68	250574.05		
									77843.21	19617.16	1816.78	99277.15	3029.09	763.36	70.69	3863.14	103140.29			
									48061.79	12240.03	1133.57	61435.39	273.64	245.99		519.63	62463.08			
									508.06	(Swachh Action Plan)						508.06				
3	Jammu & Kashmir	230622.62	5578.94	236201.56	207560.35	5021.05	212581.40	90%	15432.44	1675.45	3200.62	20308.51	1377.99	149.60	285.79	1813.38	94030.28	114338.79		
									70075.63	7607.89	14533.38	92216.90								
4	Jharkhand	144159.685	9059.2	153218.89	86495.81	5435.518	91931.33	60%	13116.49	3403.47	6507.58	23027.54	0.00	0.00	0.00	0.00	23027.54	41389.54		
									10459.00	2714.00	5189.00	18362.00	0.00	0.00	0.00	0.00	18362.00			

Installment-wise Grant Release 2017-18)

Sl. No.	Name of States	Outlay Approved (2017-18)	GOI Share	Ad-hoc Release			Balance of 1st Instalment			2nd Instalment			3rd Instalment			Grand Total (Ad-hoc+balance of 1st Instalment+ 2nd Instalment)
				General Head (31)	Capital Head (35)	Total	General Head (31)	Capital Head (35)	Total	General Head (31)	Capital Head (35)	Total	General Head (31)	Capital Head (31)	Total	
1	Arunachal Pradesh	38235.05	34411.55	90%	7148.56		7148.56	8842.19	839.90	9681.69						16830.25
2	Bihar	1055858.69	633515.21	60%	83065.77	1904.91	84970.68	99277.15	3863.14	103140.29	61943.45	519.63	62463.08			250574.05
3	Jammu & Kashmir	236201.56	212581.40	90%	20308.51		20308.51	92216.90	1813.38	94030.28						114338.79
4	Jharkhand	153218.89	91931.33	60%	23027.54		23027.54	18362.00	0.00	18362.00						41389.54

As on 31.01.2018

A




Gen

KRA & Co.
CHARTERED ACCOUNTANTS

UJALA SOCIETY SARVA SHIKSHA ABHIYAN, J&K
UTILISATION CERTIFICATE FOR THE YEAR 2015-16 UNDER REVENUE

Sanction & date	SSA	NPEGL	KGBV	Total
Unspent Balance (as on 1-4-2015)	48,79,21,956.00	320,800.00	47,71,875	493,014,631.00
Outstanding Advances	2,04,95,27,601.00	57,496.00	71,58,65,576	2,765,450,673.00
TOTAL	2,53,74,49,557.00	3,78,296.00	72,06,37,451	3,258,465,304.00
CENTRE SHARE				
17-4/2015-EE-11 dt. 7-5-2015	30,80,28,000			30,80,28,000
17-4/2015-EE-11 dt. 7-5-2015	3,38,94,000			3,38,94,000
17-4/2015-EE-11 dt. 7-5-2015	6,10,98,000			6,10,98,000
17-5/2015-EE-11 dt. 18-5-2015	2,93,91,60,500		9,08,93,500	3,03,00,54,000
17-5/2015-EE-11 dt. 18-5-2015	60,10,16,000			60,10,16,000
17-5/2015-EE-11 dt. 18-5-2015	33,34,12,600			33,34,12,600
17-4/2015-EE-11 dt. 4-12-2015	3,57,69,35,900			3,57,69,35,900
17-4/2015-EE-11 dt. 4-12-2015	39,35,89,000			39,35,89,000
17-4/2015-EE-11 dt. 4-12-2015	70,94,90,000			70,94,90,000
17-4/2015-EE-11 dt. 4-01-2016	30,51,82,000			30,51,82,000
17-4/2015-EE-11 dt. 4-01-2016	1,13,73,38,334			1,13,73,38,334
17-4/2015-EE-11 dt. 4-01-2016	1,13,73,38,333			1,13,73,38,333
17-4/2015-EE-11 dt. 4-01-2016	1,13,73,38,333			1,13,73,38,333
Total Centre Share	12,67,38,21,000		9,08,93,500	12,76,47,14,500
STATE SHARE				
21-07-2015	30,67,00,000			30,67,00,000
21-07-2015	42,42,00,000			42,42,00,000
11-08-2015	21,21,00,000			21,21,00,000
27-08-2015	15,33,50,000			15,33,50,000
27-08-2015	15,33,50,000			15,33,50,000
27-08-2015	21,21,00,000			21,21,00,000
23-09-2015	88,00,00,000			88,00,00,000
Total State	2,34,18,00,000			2,34,18,00,000
Interest/Other receipt	84,31,82,240.76		1,62,91,000	2,34,18,00,000
Grand total	18,39,62,52,797.76	3,78,296	82,78,21,951	20,09,90,758,143.76
Expenditure	14,627,889,277.72		54,435,584.00	14,682,324,861.72
Unspent Balance SPD	392,870,487.68	3,20,800	16,291,000.00	40,94,82,287.68
Outstanding Advances	3,37,54,93,032.26	57,496	75,70,95,367	4,13,26,45,895.36

Certified that an amount of Rs. 12,76,47,14,500- (Rupees Twelve Arab Seventy Six Crores Forty Seven Lakhs Fourteen Thousand and Five Hundred Only) as Grant-in-aid has been sanctioned by Govt for undertaking SSA, KGBV activities during the year 2015-16 in favor of Ujala Society, Sarva Shiksha Abhiyan,





Cap.

KRA & Co.
CHARTERED ACCOUNTANTS

UJALA SOCIETY SARVA SHIKSHA ABHIYAN, J&K
UTILISATION CERTIFICATE FOR THE YEAR 2015-16 UNDER CAPITAL

Sanction & date	SSA	NPEGEL	KGBV	Total
Unspent Balance (as on 1-4-2015)	2,062,836,842.00		30,71,47,941	2,37,02,70,915.00
Out Standing Advances	2,302,362,045.00	2,86,132.00	241,738,340.00	2,544,100,385.00
Total	4,36,51,98,887.00	2,86,132.00	548,886,281.00	4,914,371,300.00
Centre Share				
17-4/2015-EE-11 dt. 7-5-2015	23,33,34,000	-	-	23,33,34,000.00
Total Centre Share	23,33,34,000	-	-	23,33,34,000.00
State Share				
07-10-2015	17,10,00,000	-	-	17,10,00,000.00
28-01-2016	57,90,00,000	-	-	57,90,00,000.00
Total State	75,00,00,000	-	-	75,00,00,000.00
Interest/Other receipt	-	-	-	-
Grand total	5,34,85,32,887	2,86,132.00	548,886,281.00	5,897,705,300.00
Expenditure	1,731,866,783.09	-	234,704,000.00	1,966,570,783.09
Unspent Balance	473,066,621.00	286.132.00	17,71,08,948.00	650,461,701.32
Outstanding Advances	3,143,599,482.91	-	137,073,333.00	3,280,672,815.59

Certified that an amount of Rs. 23,33,34,000 (Rupees Twenty Three Crores Thirty Three Lakhs and Thirty Four Thousand Only) as Grant-in-aid has been sanctioned by Govt for undertaking SSA, KGBV activities during the year 2015-16 in favour of Ujala Society, Sarva Shiksha Abhiyan, J&K vide Ministry's Sanction numbers and dates mentioned above. The State Share received during the year amounts to Rs. 75,00,00,000 (Rupees Seventy Five Crores Only). Rs. nil has been received on account of Interest/other receipt and unspent balance of previous year brought forward amounts to Rs. 2,37,02,70,915 (Rupees Two Arab Thirty Seven Crores Two Lakhs Seventy Thousand Nine Hundred and Fifteen Only) and outstanding advance of Rs. 2,54,41,00,385 (totaling to Rs. 5,89,77,05,300 (Rupees Five Arab Eighty Nine Crores Seventy Seven Lakhs Five Thousand three Hundred). An amount of Rs. 1,96,65,70,783 (Rupees One Arab Ninty Six Crores Sixty Five Lakhs Seventy Thousand Seven Hundred and Eighty three Only) has been utilized for the purpose for which it was sanctioned and the balance of Rs. 3,28,06,72,815 (Rupees Three Arab Sixty Twenty Eight Crores Six Lakhs Seventy Two Thousand Eight Hundred and Fifteen Only) as advances remains un-utilised at the end of



BISMAJ & Co.

CHARTERED ACCOUNTANTS

CONTACT: (Mob): 9419024733, 9697494694, 9596186900, (Tel) 0194-2477813
TELE-FAX: 0194-2477813
email: caiqbal2@gmail.com



BISMAJ & CO

CHARTERED ACCOUNTANTS

UJALA SOCIETY, SARVA SHIKSHA ABHIYAN, J&K

UTILIZATION CERTIFICATE FOR THE YEAR 2016-17 (Capital Components)

SANCTION & DATE	SSA	NEPGEI	KGBV	TOTAL
Unspent balance (as on 01-04-2016)	3,616,666,104.00	286,132.00	314,182,281.00	3,931,134,517.00
Less outstanding of the previous year	3,143,599,482.91		137,073,333.00	3,280,672,815.91
Actual unspent Balance as on 01-04-2016	473,066,621.09	286,132.00	177,108,948.00	650,461,701.09
CENTRE SHARE				
Total Centre Share				
STATE SHARE				
365 Edu of 2016 dt. 28-9-2016	179,809,500.00			179,809,500.00
Above the Budget PAB 11.05.2016	19,997,200.00			19,997,200.00
Total State Share	199,806,700.00			199,806,700.00
Bank Interest/other receipt				
Grand Total (1+2+3+4=5)	3,816,472,804.00	286,132.00	314,182,281.00	4,130,941,217.00
Actual 31-03-2017				
Expenditure(actual)	718,654,008.00		87,403,671.00	806,057,679.00
Unspent balance (as on 31-03-2017) (5-6=7)	3,097,818,796.00	286,132.00	226,778,610.00	3,324,883,538.00
Less outstanding advances	2,932,604,538.00		180,141,381.36	3,112,745,919.36
Less Transit	165,214,258.00		46,923,360.64	212,137,618.64
unspent Balance as on 31-03-2017 Before Adjustment of Nepegel Transfer (7-8+9=10)		286,132.00	-286,132.00	
Nepegel Amount Transfer to KGBV unspent Balance as on		-286,132.00	286,132.00	
Actual 31-03-2017 After Adjustment of Nepegel Transfer To KGBV (10-11)=12				

SRINAGAR OFFICE 3RD FLOOR, SHAH COMPLEX, OPP. MEDICARE DIAGNOSTIC IMAGING CENTRE, MAIN CHOWK KARANAGAR, SRINAGAR-190001

SOPORE OFFICE MAIN BAZAR SOPORE, KASHMIR - 193201

CONTACT: 9419024733, 9697494694, 9596186900, 0194-2477813

TELE-FAX: 0194-2477813

email: caiqbal2@gmail.com

BISMAJ & Co.

CHARTERED ACCOUNTANTS

CONTACT: (Mob): 9419024733, 9697494694, 9596186900, (Tel) 0194-2477813
TELE-FAX: 0194-2477813
email: calqbal2@gmail.com




certified that out of Rs.17,98,09,500.00 (Rupees Seventeen Crore Ninety Eight Lac Nine Thousand & Five Hundred Only) of Grant-in-aid sanctioned/received during the year 2016-17 in favour of State Project Director, Sarva Shiksha Abhiyan, Ujala Society, Jammu & Kashmir vide Ministry of Human Resource Development, Department of School Education and Literacy and State of Jammu & Kashmir Vide Letter no.'s noted against each for undertaking SSA, NPEGEL, KGBV And Rs. 1,99,97,200.00 (Rupees One Crore Ninety Nine Lac Ninety Seven Thousand & Two Hundred only) is the amount received from State Govt as above PAB Budget and unspent balance brought forward from previous year Rs. 3,93,11,34,517.00 (Rupees Three Arab Ninety Three Crore Eleven Lac Thirty Four Thousand Five Hundred & Seventeen Only) and Bank Interest and Other Receipts during the year 2016-17 is Rs. 0.00 (Rupees Nil), totalling to Rs. 4,13,09,41,217.00 (Rupees Four Arab Thirteen Crore Nine Lac Thirty One Thousand Two Hundred & Seventeen Only) out of which a sum of Rs. 20,60,57,679.00 (Rupees Eighty Crore Sixty Lac Sixty Seven Thousand Six Hundred Seventy Nine Only) has been utilized for the purpose for which it was sanctioned during the year 2016-17, their by leaving a sum of Rs. 3,32,48,83,538.00 (Rupees Three Arab Thirty Two Crore Forty Eight Lac Eighty Three Thousand Five Hundred & Thirty Eight Only) of which a balance of Rs. 3,11,27,45,919.36 (Rupees Three Arab Eleven Crore Twenty Seven Lac Forty Five Thousand Nine Hundred Nineteen & Thirty Six Paise Only) as advances remains Un-utilized at the end of the year and will be adjusted based on the Expenditure Statements/UC's received from the implementing Agencies & also Rs. 21,21,37,618.64 (Rupees Twenty One Crore Twenty One Lac Thirty Seven Thousand Six Hundred Eighteen & Sixty Four Paise Only) remains remittance in transit at the year end. This leaves an amount of Rs. 0.00 (Rupees Nil) as the actual unspent balance at the end of the year, which will be adjusted towards the Grant-in-aid payable during the next financial year 2017-18.

certified that I have satisfied myself that the conditions on which the grant-in-aid was sanctioned have been duly fulfilled & I have performed the following checks to see that the money was actually utilized for the purpose for which it was sanctioned.

- Audited statements of Accounts.
- Utilization Certificate

Secretary to Govt.
School Education Department
J & K State



State Project Director
Sarva Shiksha Abhiyan
J & K State

BISMAJ & Co.

CHARTERED ACCOUNTANTS

CONTACT: (Mob): 9419024733, 9697494694, 9596186900, (Tel) 0194-2477813
TELE-FAX: 0194-2477813
email: caiqbal2@gmail.com



AUDITORS CERTIFICATE

We have verified the above statement with books and records produced before us for our verification and found that the same been drawn in accordance therewith.

For **BISMAJ & CO.**


Chartered Accountants

F. R. No. 002489N

CA Mohd. Iqbal Untco

(Partner)

M. No. 514200



SRINAGAR OFFICE 3RD FLOOR, SHAH COMPLEX, OPP. MEDICARE DIAGNOSTIC IMAGING CENTRE, MAIN CHOWK KARANAGAR, SRINAGAR-190001

SOPORE OFFICE MAIN BAZAR SOPORE, KASHMIR - 193201

CONTACT: 9419024733, 9697494694, 9596186900, 0194-2477813

TELE-FAX: 0194-2477813

email: caiqbal2@gmail.com

BISMAJ & Co.

CHARTERED ACCOUNTANTS

CONTACT: (Mob): 9419024733, 9697494694, 9596186900, (Tel) 0194-2477813

TELE-FAX: 0194-2477813

email: calqbal2@gmail.com



BISMAJ & CO

CHARTERED ACCOUNTANTS

UJALA SOCIETY, SARVA SHIKSHA ABHIYAN, J&K

UTILIZATION CERTIFICATE FOR THE YEAR 2016-17 (Revenue Components)

NO	SANCTION & DATE	SSA	NEPGEI	KGBV	TOTAL
	Unspent balance (as on 01-04-2016)	3,763,363,520.00	378,296.00	773,386,367.00	4,542,128,183.00
	Less outstanding of the previous year	3,375,207,287.00	57,496.00	757,095,367.00	4,132,360,150.00
	Actual unspent Balance as on 01-04-2016	393,156,233.00	320,800.00	16,291,000.00	409,768,033.00
CENTRE SHARE					
	17-2/2016-EE-11 dt. 9-5-2016	2,222,337,731.00	-	153,181,600.00	2,375,524,331.00
	17-2/2016-EE-11 dt. 9-5-2016	259,545,140.00	-	-	259,545,140.00
	17-2/2016-EE-11 dt. 9-5-2016	484,463,465.00	-	-	484,463,465.00
	17-2/2016-EE-11 dt. 5-7-2016	1,000,000,000.00	-	-	1,000,000,000.00
	17-2/2016-EE-11 dt. 5-7-2016	208,010,000.00	-	-	208,010,000.00
	17-2/2016-EE-11 dt. 5-7-2016	500,000,000.00	-	-	500,000,000.00
	17-2/2016-EE-11 dt. 5-7-2016	500,000,000.00	-	-	500,000,000.00
	17-2/2016-EE-11 dt. 5-7-2016	500,000,000.00	-	-	500,000,000.00
	17-2/2016-EE-11 dt. 5-7-2016	500,000,000.00	-	-	500,000,000.00
	17-2/2016-EE-11 dt. 5-7-2016	500,000,000.00	-	-	500,000,000.00
	17-2/2016-EE-11 dt. 5-7-2016	500,000,000.00	-	-	500,000,000.00
	17-2/2016-EE-11 dt. 5-7-2016	500,000,000.00	-	-	500,000,000.00
	17-2/2016-EE-11 dt. 3-1-2017	1,924,610,664.00	-	-	1,924,610,664.00
	17-2/2016-EE-11 dt. 29-3-2017	472,851,000.00	-	-	472,851,000.00
	Total Centre Share	13,571,813,000.00	-	153,181,600.00	13,725,004,500.00
STATE SHARE					
	244 Edu of 2016 dt. 4-7-2016	478,500,000.00	-	-	478,500,000.00
	232 Edu of 2016 dt. 27-6-2016	49,000,000.00	-	-	49,000,000.00
	15-03-2017	753,286,000.00	-	-	753,286,000.00
	24-03-2017	750,000.00	-	-	750,000.00
	Total State Share	1,281,536,000.00	-	-	1,281,536,000.00
	Bank Interest/other receipt	750,361,567.46	11,256.00	39,065,858.48	795,468,781.94
	Grand Total (1+2+3+4+5)	15,378,079,187.46	389,552.00	565,668,325.48	17,344,137,564.94
EXPENDITURE					
	Expenditure(actual)	12,036,074,229.56	243,880.00	31,473,882.00	13,067,791,991.56
	Unspent balance (as on 31-03-2017)				
	(5-6-7)	3,342,004,957.90	145,672.00	934,197,943.48	4,776,345,773.38
	Less outstanding advances	2,306,700,088.08	-	814,105,427.86	3,120,805,515.94
	Less Transit	305,136,714.44	-	996,254.00	305,137,968.44
	unspent Balance as on 31-03-2017 before Adjustment of Nepal Transfer (7-8+9=10)	700,168,155.38	145,672.00	119,096,262.62	849,409,090.00

SRINAGAR OFFICE 3RD FLOOR, SHAH COMPLEX, OPP. MEDICARE DIAGNOSTIC IMAGING CENTRE, MAIN CHOWK KARANAGAR, SRINAGAR-190001

SOPORE OFFICE MAIN BAZAR SOPORE, KASHMIR - 193201

CONTACT: 9419024733, 9697494694, 9596186900, 0194-2477813

TELE-FAX: 0194-2477813

email: calqbal2@gmail.com

BISMAJ & Co.

CHARTERED ACCOUNTANTS

CONTACT: (Mob): 9419024733, 9697494694, 9596186900, (Tel) 0194-2477813
TELE-FAX: 0194-2477813
email: calqbal2@gmail.com




Neppel Amount Transfer to KGBV		-145,672.00	145,672.00	
unspent Balance as on Actual 31-03-2017 After Adjustment of Neppel Transfer To KGBV (10-11)=12	730,168,155.38		119,240,934.62	849,409,090.00

Notified that out of Rs.12,00,65,40,600.00 (Rupees Twelve Arab Sixty Five Lac Forty Thousand & Six Hundred Only) of Grant-in-aid sanctioned/received during the year 2016-17 in favour of State Project Director, Sarva Shiksha Abhiyan, Ujala Society, Jammu & Kashmir vide Ministry of Human Resource Development, Department of School Education and Literacy and State of Jammu & Kashmir. The Letter no.'s noted against each for undertaking SSA, NPEGET, KGBV and unspent balance brought forward from previous year Rs. 1,21,28,183.00 (Rupees Four Arab Fifty Four Crore Twenty One Lac Twenty Eight Thousand One Hundred & Eighty Three Only) and Bank Interest and Other Receipts during the year 2016-17 is Rs. 79,54,68,781.94 (Rupees Seventy Nine Crore Fifty Four Lac Sixty Eight Thousand Seven Hundred Eighty One & Ninety Four Paisa Only), totalling to Rs. 17,34,41,37,564.94 (Rupees Seventeen Arab Thirty Four Crore Forty One Lac Thirty Seven Thousand Five Hundred Sixty Four & Ninety Four Paisa Only) out of which a sum of Rs. 16,77,91,991.56 (Rupees Thirteen Arab Six Crore Sixty Seven Lac Ninety One Thousand Nine Hundred Ninety One & Fifty Six Paisa Only) has been utilized for the purpose for which it was sanctioned during the year 2016-17, thereby leaving a sum of Rs. 27,62,49,573.38 (Rupees Four Arab Twenty Seven Crore Sixty Three Lac Forty Five Thousand Five Hundred Seventy Three & Thirty Eight Paisa Only), of which a balance of Rs. 3,12,03,63,514.94 (Rupees Three Arab Twelve Crore Eight Lac Three Thousand Five Hundred Fifteen & Ninety Four Paisa Only) as advances remains un-utilized at the end of the year and will be adjusted based on the expenditure Statements/UC's received from the implementing Agencies & also Rs. 30,61,32,967.44 (Rupees Thirty Crore Sixty Two Lac Sixty Two Thousand Nine Hundred Sixty Seven & Forty Four Paisa Only) remains remittance in transit at the year end. This leaves a sum of Rs. 84,94,09,090.00 (Rupees Eighty Four Crore Ninety Four Lac Nine Thousand & Ninety Only) as the actual unspent balance at the end of the year, which will be adjusted towards the Grant-in-aid payable during the next financial year 2017-18.

Notified that I have satisfied myself that the conditions on which the grant-in-aid was sanctioned have been duly fulfilled & I have conducted the following checks to see that the money was actually utilized for the purpose for which it was sanctioned.

- Audited statements of Accounts.
- Utilization Certificate

Secretary to Govt.
Secretary to Govt.
School Education Department
School Education Deptt.
J & K State
J&K



State Project Director
Sarva Shiksha Abhiyan
J & K State

SRINAGAR OFFICE 3RD FLOOR, SHAH COMPLEX, OPP. MEDICARE DIAGNOSTIC IMAGING CENTRE, MAIN CHOWK KARANAGAR, SRINAGAR-190001

SOPORE OFFICE MAIN BAZAR SOPORE, KASHMIR - 193201

CONTACT: 9419024733, 9697494694, 9596186900, 0194-2477813

TELE-FAX: 0194-2477813

email: calqbal2@gmail.com

923

BISMAJ & Co.

CHARTERED ACCOUNTANTS

CONTACT: (Mob): 9419024733, 9697494694, 9596186900, (Tel) 0194-2477813
TELE-FAX: 0194-2477813
email: caiqbal2@gmail.com



AUDITORS CERTIFICATE

We have verified the above statement with books and records produced before us for our verification and found that the same has been drawn in accordance therewith.

For B I S M A J & C O .

Chartered Accountants

F. R. No. 002489N

CA Mohd Iqbal Untoo

(Partner)

M. No. 514200



SRINAGAR OFFICE 3RD FLOOR, SHAH COMPLEX, OPP. MEDICARE DIAGNOSTIC IMAGING CENTRE, MAIN CHOWK KARANAGAR, SRINAGAR-190001

SOPORE OFFICE MAIN BAZAR SOPORE, KASHMIR - 193201

CONTACT: 9419024733, 9697494694, 9596186900, 0194-2477813

TELE-FAX: 0194-2477813

email: caiqbal2@gmail.com

Summary Budget Analysis (Entire Program) under SSA/NPEGEL/KGBV
For the year 2016-17 (01-04-2016 to 31-03-2017)


Name of the State	AWP-B	Opening Balance	Releases by Government of India	Release By State	Above PAB Budget	Audited Expenditure
J & K	180,006.70	10,599.44	1,072,500.46	14,813.43	199.97	138,738.50
Total	180,006.70	10,599.44	1,072,500.46	14,813.43	199.97	138,738.50

Pharis
 Senior Auditor
 Sarva Shiksha Abhiyan

Qumma
 Field Officer
 Sarva Shiksha Abhiyan

Pharis
 Accounts Officer
 Sarva Shiksha Abhiyan

Pharis
 State Project D
 Sarva Shiksha Abhiyan




(FMR-II)


Expenditure Report Summary(Entire Programme) under SSA/NPEGEL/KGBV
For the year 2016-17 (01-04-2016 to 31-03-2017)


Name of the State	Opening Balance of the year	Release for the financial year	Audited Expenditure for the financial year
J & K	10,599.44	122,063.50	138,738.50
Total	10,599.44	122,063.50	138,738.50


Senior Auditor
Sarva Shiksha Abhiyan


Field Officer
Sarva Shiksha Abhiyan


Accounts Officer
Sarva Shiksha Abhiyan


State Project Director
Sarva Shiksha Abhiyan




Name of the State

(J & K)

Activitywise Expenditure Statement under SSA/NPEGEL/KGBV

For the year 2012-13 (01-04-2012 to 31-03-2013)

S.No	Expenditure by activity	Amount (in Lacs).
(a)	School Grant	1,488.08
(b)	Maintenance Grant	603.12
(c)	TLE	30.71
(d)	M.cost	1,370.80
(e)	IED	337.06
(f)	Salary	75,681.72
(g)	Civil works	54,726.05
(h)	EGS	17.12
(i)	BRC/CRC	61.04
(j)	Teacher Grants	99.92
(k)	Teacher Training	320.32
(l)	ZRP Grants	170.05
(m)	REMS	1,728.02
(n)	Remedial Teaching	0.042
(o)	Nepgel	2.44
(p)	Innovative Activities	839.51
(q)	Seasonal Centre	48.45
(r)	Community Mobilization	4.23
(s)	KGBV	1,188.78
(t)	ECCE	2.42
(u)	CAL	18.61
	Total	138,738.50


Senior Auditor
Sarva Shiksha Abhiyan


Accounts Officer
Sarva Shiksha Abhiyan


State Project Director
Sarva Shiksha Abhiyan

State: Jammu and Kashmir

Consolidated Annual Financial Statement for the year 2016-17 (01-04-2016 to 31-03-2017)

SOURCE & APPLICATION


(Rs. in Lakhs)

	SSA/NPEGEL/KGBV		TOTAL
Opening Balance			
(a) Cash in hand		-	
(b) Cash at Bank	10,599.44	-	10,599.44
(c) Amount in transit	7,065.47	-	7,065.47
1 Total	17,664.91	-	17,664.91
2 Advances for expenses	67,067.71	-	67,067.71
(a) Source(Receipt)			
Funds received from			
(b) Government of India	107,250.05	-	107,250.05
Funds received from State			
(c) Government	14,613.46	-	14,613.46
Funds received from State			
(d) Government (Above PAB Budget)	199.97	-	199.97
(e) Interest/other receipts	7,954.69	-	7,954.69
3 Total Receipts	130,018.17	-	214,750.79
4 G.Total (1+2+3=4)	214,750.79		
Application(Expenditure)	Approved AWP&B including Spill-over	Expenditure incurred	Savings
(a) Teacher Salary	76,681.72	75,681.72	1,000.00
(b) BRC/CRC	7,289.92	231.09	7,058.83
(c) Access (Special Training)	2,682.20	-	2,682.20
(d) Civil work	54,089.12	54,726.05	9,363.07
(e) Teacher Training	1,878.09	320.36	1,557.73
(f) Free Text Book	1,583.05	-	1,583.05
(g) Uniforms	4,243.84	-	4,243.84
(h) School Grant	1,839.23	1,488.08	351.15
(i) Teacher Grant	432.96	99.92	333.03
(j) maintenance Grants	1,425.00	603.12	821.88
(k) CAL	1,100.00	69.48	1,030.52
(l) LEAP	2,120.31	1,728.02	392.29
(m) Ramps	437.03	-	437.03
(n) Innovative Activities	869.41	856.63	12.78
(o) IED	1,046.85	337.06	709.79
(p) SMC Training/TRI Training	983.81	-	983.81
(q) M.Cost	3,752.92	1,370.80	2,382.12
(r) Community Mobilization	774.61	4.23	770.38
(s) TLE	609.80	30.71	579.09
(t) NEPGEL	424.97	2.44	422.53
(u) KGBV	5,741.86	1,188.78	4,553.08
Total Receipts	180,006.70	138,738.50	41,268.20
(a) Advances for Expenses	-	62,335.49	
(b) Amount in transit	-	5,182.71	
(c) Cash in hand	-	-	
(d) Cash at Bank	-	8,494.09	
Total	180,006.70	214,750.79	41,268.20

Senior Auditor
Sarva Shiksha Abhiyan

Account Officer
Sarva Shiksha Abhiyan

State Project Director
Sarva Shiksha Abhiyan



UJALA SOCIETY
SARVA SHIKSHA ABHIYAN (J&K)

INCOME & EXPENDITURE ACCOUNT FOR THE YEAR ENDED 31.03.2013

<u>Expenditure</u>	<u>Amount (Rs.)</u>	<u>Income</u>	<u>Amount (Rs.)</u>
Component wise expenditure (Schedule G)	13,869,737,764.56	<u>Grant-in-aid received:</u>	
		Central Govt.	10,725,004,600.00
		State Govt.	1,461,345,500.00
		(Schedule A)	<u>12,186,350,100.00</u>
		<u>Above the PAB Budget</u>	
		State Share	19,997,200.00
			<u>19,997,200.00</u>
		<u>Bank Interest & Other Incomes</u>	
		i) Interest (Schedule I)	312,086,612.00
		ii) Misc. Receipts (schedule M)	483,382,166.50
			<u>795,468,778.50</u>
		<u>Deficit (Excess of Expenditure over Income)</u>	<u>867,921,686.06</u>
	<u>13,869,737,764.56</u>		<u>13,869,737,764.56</u>

[Signature]
Senior Auditor
Sarva Shiksha Abhiyan

[Signature]
Accounts Officer
Sarva Shiksha Abhiyan



[Signature]
State Project Director
Sarva Shiksha Abhiyan


UJALA SOCIETY
SARVA SHIKSHA ABHIYAN (J&K)
BALANCE SHEET AS ON 31-03-2017

<u>LIABILITIES</u>	<u>AMOUNT(RS)</u>	<u>ASSET</u>	<u>AMOUNT(RS)</u>
<u>Capital Fund</u>		<u>Fixed Assets</u>	
Balance as on 01-04-2016	8,677,899,403.44	<u>Opening Balance</u>	204,636,703.00
		Add: Additional during the year (Schedule - D)	4,111,906.00
			<u>208,748,609.00</u>
Less:- Deficit(Excess of expenditure over income as per Income & Expenditure a/c)	<u>867,921,683.06</u>	<u>CURRENT ASSETS LOANS & ADVANCES (Schedule -S1)</u>	
	7,809,977,720.38	<u>District Offices</u>	
		<u>Sub-district Offices</u>	
		DIET	
		DRG	6,233,549,435.30
		At SPD Office in respect of the Expenditure to be incurred at State Level	<u>6,233,549,435.30</u>
		<u>Remmitances in Transit</u> (Schedule R2)	518,270,586.08
			<u>518,270,586.08</u>
		<u>Closing Balance</u>	
		Cash in Hand	
		Cash at Bank	849,409,090.00
			<u>849,409,090.00</u>

7,809,977,720.38

R. Singh
Senior Auditor
Sarva Shiksha Abhiyan

J. Singh
Accounts Officer
Sarva Shiksha Abhiyan




7,809,977,720.38
R. Singh
State Project Director
Sarva Shiksha Abhiyan

UJALA SOCIETY
SARVA SHIKSHA ABHIYAN (J&K)
ADVANCES FOR EXPENSES AS ON 01.04.2016
SCHEDULE - P1

S.No.	Name of District	District Offices Amount (Rs.)		Sub-District Offices Amount (Rs.)			Others Offices Amount (Rs.)	Total Amount (Rs.)
		<u>Cash at Bank</u>	<u>Cash in hand</u>	<u>Cash at Bank</u>	<u>Cash in hand</u>	<u>ZRP/KGBV</u>		
1	Anantnag	105,940,537.00	-	80,300,330.00	-	-	-	186,240,867.00
2	Bandipura	140,990,843.00	-	121,770,486.00	-	-	-	262,761,329.00
3	Baramulla	261,892,575.00	-	330,785,225.00	-	-	-	592,677,800.00
4	Budgam	76,040,037.00	-	189,900,639.00	298.00	-	-	265,940,974.00
5	Doda	279,866,578.00	-	85,350,607.00	-	-	-	365,217,185.00
6	Ganderwal	43,200,513.00	-	12,970,975.00	-	-	-	56,171,488.00
7	Jammu	100,265,618.00	-	171,037,756.85	17,800.00	-	-	271,321,174.85
8	Kargil	206,194,211.00	-	110,331,313.00	-	-	-	316,525,524.00
9	Kathua	212,448,995.00	-	79,143,154.28	-	-	-	291,592,149.28
10	Kishtwar	308,830,119.00	-	86,259,808.66	-	-	-	395,089,927.66
11	Kupwara	110,539,086.00	-	236,161,945.00	-	-	-	346,701,031.00
12	Kulgam	52,261,458.00	-	166,547,864.00	-	-	-	218,809,322.00
13	Leh	124,713,423.51	-	36,368,142.78	-	-	-	161,081,566.29
14	Poonch	344,827,805.76	-	137,964,818.00	-	-	-	482,792,623.76
15	Pulwama	95,859,811.00	-	68,270,909.00	-	-	-	164,130,720.00
16	Rajouri	327,712,668.00	-	247,927,306.90	-	-	-	575,639,974.90
17	Ramban	331,996,119.00	-	68,575,106.00	-	-	-	400,571,225.00
18	Reasi	105,719,953.00	-	147,060,151.00	-	-	-	252,780,104.00
19	Samba	13,536,041.00	468.00	107,728,273.00	-	-	-	121,264,782.00
20	Srinagar	176,263,150.74	-	84,921,495.00	-	-	-	261,184,645.74
21	Shopian	94,838,419.00	-	96,422,859.00	-	-	-	191,261,278.00
22	Udhampur	296,184,339.00	-	60,418,928.00	180.00	-	-	356,603,447.00
23	DIET	-	-	-	-	-	52,849,097.00	52,849,097.00
24	DRG	-	-	-	-	-	1,558,991.00	1,558,991.00
25	NIELET	-	-	-	-	-	101,004,000.00	101,004,000.00
26	Secretary NOIS	-	-	-	-	-	15,000,000.00	15,000,000.00
Total		3,810,122,300.01	468.00	2,726,218,092.47	18,278.00		170,412,088.00	6,706,771,226.48

Phung
Senior Auditor
Sarva Shiksha Abhiyan

Wheer
Accounts Officer
Sarva Shiksha Abhiyan




State Project Director
State Project Director
Sarva Shiksha Abhiyan

"Schedule-R1" of Remittances in Transit as on 01.04.2012

S. No.	Name of District	District Offices Amount (Rs.)	Sub-District Offices Amount (Rs.)	Total Amount (Rs.)
1	Anantnag		50,096,588.00	50,096,588.00
2	Bandipura	8,892,322.00	2,589,730.00	11,482,052.00
3	Baramulla		24,616,646.00	24,616,646.00
4	Budgam	4,380,658.00	28,492,692.00	32,873,350.00
5	Doda		108,248,349.00	108,248,349.00
6	Ganderbal		45,361,768.00	45,361,768.00
7	Jammu	9,874,187.00	30,445,493.00	40,319,680.00
8	Kargil		13,254,690.00	13,254,690.00
9	Kathua	2,847,227.00	2,336,438.00	5,183,665.00
10	Kishtwar		21,782,172.00	21,782,172.00
11	Kulgum		48,580,150.00	48,580,150.00
12	Kupwara	1,831,932.00		1,831,932.00
13	Leh		18,209,676.00	18,209,676.00
14	Poonch		109,963,677.00	109,963,677.00
15	Pulwama		32,886,955.27	32,886,955.27
16	Rajouri	13,954,849.50	30,766,443.00	44,721,292.50
17	Ramban	25,940,873.00	29,916,357.00	55,857,230.00
18	Reasi		38,969,658.87	38,969,658.87
19	Samba			
20	Shopian		338,460.00	338,460.00
21	Srinagar		1,969,496.00	1,969,496.00
22	Udhampur			
	Total	67,722,048.50	638,825,439.14	706,547,487.64

[Signature]
Senior Auditor
Sarva Shiksha Abhiyan

[Signature]
Accounts Officer
Sarva Shiksha Abhiyan



[Signature]
State Project Director
Sarva Shiksha Abhiyan


UJALA SOCIETY
SARVA SHIKSHA ABHIYAN (J&K)
"SCHEDULE-A" OF GRANT - IN - AID (CENTRAL SHARE)
Funds received from State under SSA for the year 2016-17

S.No	Sanction No. & date	Date of credit	Revenue	Capital	Total
1	17-2/2016-EE-11 dt. 9-5-2016	19-5-2016	2,375,524,331		2,375,524,331
2	17-2/2016-EE-11 dt. 9-5-2016	19-5-2016	259,545,140		259,545,140
3	17-2/2016-EE-11 dt. 9-5-2016	19-5-2016	484,463,465		484,463,465
4	17-2/2016-EE-11 dt. 5-7-2016	20-7-2016	1,000,000,000		1,000,000,000
5	17-2/2016-EE-11 dt. 5-7-2016	20-7-2016	208,010,000		208,010,000
6	17-2/2016-EE-11 dt. 5-7-2016	20-7-2016	500,000,000		500,000,000
7	17-2/2016-EE-11 dt. 5-7-2016	20-7-2016	500,000,000		500,000,000
8	17-2/2016-EE-11 dt. 5-7-2016	20-7-2016	500,000,000		500,000,000
9	17-2/2016-EE-11 dt. 5-7-2016	29-7-2016	500,000,000		500,000,000
10	17-2/2016-EE-11 dt. 5-7-2016	29-7-2016	500,000,000		500,000,000
11	17-2/2016-EE-11 dt. 5-7-2016	29-7-2016	500,000,000		500,000,000
12	17-2/2016-EE-11 dt. 5-7-2016	29-7-2016	500,000,000		500,000,000
13	17-2/2016-EE-11 dt. 5-7-2016	29-7-2016	500,000,000		500,000,000
14	17-2/2016-EE-11 dt. 3-1-2017	17-1-2017	1,924,610,664		1,924,610,664
15	17-2/2016-EE-11 dt. 29-3-2017	08-5-2017	472,851,000		472,851,000
Total Centre Share			10,725,004,600		10,725,004,600

[Signature]
Senior Auditor
Sarva Shiksha Abhiyan

[Signature]
Accounts Officer
Sarva Shiksha Abhiyan

[Signature]
State Project Director
Sarva Shiksha Abhiyan



UJALA SOCIETY
SARVA SHIKSHA ABHIYAN (J&K)
"SCHEDULE-A" OF GRANT - IN - AID (STATE SHARE)
Funds received from State under SSA for the year 2016-17

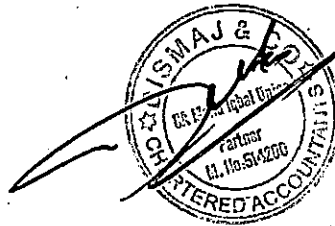
Sanction No. & date	Date of credit	Revenue	Capital	Total
244 Edu of 2016 dt. 4-7-2016	4-7-2016	478,500,000		478,500,000
232 Edu of 2016 dt. 27-6-2016	5-7-2016	49,000,000		49,000,000
365 Edu of 2016 dt. 28-9-2016	21-10-2016	-	179,809,500	179,809,500
dt. 15-03-2017	15-03-2017	753,286,000	-	753,286,000
dt. 25-03-2017	25-03-2017	750,000	-	750,000
Total State Share		1,281,536,000	179,809,500	1,461,345,500

Note: Additionality received from State Govt. over and above the PAB budget Rs. 7.00 Crores on 11.05.2016.

[Signature]
Senior Auditor
Sarva Shiksha Abhiyan

[Signature]
Accounts Officer
Sarva Shiksha Abhiyan

[Signature]
State Project Director
Sarva Shiksha Abhiyan




"Schedule III" of Interest Earned During the year 2016-17

UJALA SOCIETY
SARVA SHIKSHA ABHIYAN (J&K)

S. No. District	Jammu Province	Kashmir Province	SPD Offices	DIET's	Exen Office	Grand Total
1 Anantnag	2,825,465.00	8,130,821.00				10,956,286.00
2 Bandipura	4,987,196.00	5,256,990.00				10,244,186.00
3 Baramulla	7,773,665.00	13,292,473.00				21,066,138.00
4 Budgam	2,570,191.00	5,644,455.00				8,214,646.00
5 Doda	9,043,932.00					13,800,394.00
6 Ganderwal	2,809,607.00	1,012,901.00				2,359,291.00
7 Jammu	4,708,541.00	7,145,859.00				7,518,148.00
8 Kargill	3,375,666.00	3,713,974.00				10,859,833.00
9 Kathua	8,388,984.00					11,764,650.00
10 Kishtwar	12,871,855.00	4,350,010.00				17,221,865.00
11 Kulgam	3,097,027.00	4,761,541.00				7,858,568.00
12 Kupwara	6,320,017.00	7,895,467.00				14,215,484.00
13 Leh	3,454,865.00	2,049,682.00				5,504,547.00
14 Poonch	5,908,817.00					20,747,237.00
15 Pulwama	10,884,568.00	2,917,156.00	3,220,147.00			6,137,303.00
16 Raipuri	8,094,678.00					18,979,246.00
17 Ramban	3,210,890.00					15,560,890.00
18 Reasi	4,103,434.00	5,526,105.00				9,629,539.00
19 Samba	812,692.00	675,251.00				1,487,943.00
20 Shopian	5,812,786.00	3,385,070.00				9,197,856.00
21 Srinagar	6,972,225.00	1,241,241.00				8,213,466.00
22 Udhampur	11,701,391.00	3,992,410.00				15,693,801.00
23 At SPD/DRG/DIET			63,864,219.00	991,076.00		64,855,295.00
Total	83,517,413.00	48,886,300.00	55,222,842.00	59,604,762.00	63,864,219.00	991,076.00
						312,086,612.00

Senior Auditor
Sarva Shiksha Abhiyan

Accounts Officer
Sarva Shiksha Abhiyan



State Project Director
Sarva Shiksha Abhiyan

"Schedule "M" of Other Receipts Earned During the year 2016-17

SARVA SHIKSHA ABHIYAN (J&K)

UJALA SOCIETY

S. No. District	Jammu Province	Kashmir Province	SPD Offices	Exen Office	Grand Total
1 Anantnag	6,665,525.00	1,320,039.00			7,985,564.00
2 Bandipura	10,184,519.00				10,184,519.00
3 Baramulla	19,868,599.00	2,523,166.00			22,391,765.00
4 Budgam	4,981,136.00	12,034,485.00			17,015,621.00
5 Doda	7,540,543.00				15,627,094.00
6 Ganderwal	1,406,140.00				1,406,140.00
7 Jammu	9,015,161.58	2,611,409.92			11,626,571.50
8 Kargil	84,421,069.00				84,421,069.00
9 Kathua	14,105,883.00	5,078,179.00			19,184,062.00
10 Kishtwar	12,973,839.00	2,390,139.00			15,363,978.00
11 Kulgam	15,868,691.00	118,000.00			15,986,691.00
12 Kupwara	2,606,678.00	9,200.00			2,615,878.00
13 Leh	4,679,414.00				4,679,414.00
14 Poonch	10,410,462.00	712,911.00			11,123,373.00
15 Pulwama	2,445,157.00	799,100.00			3,244,257.00
16 Rajouri	56,240,882.00	565,588.00			56,806,470.00
17 Ramban	49,289,040.00	2,315,091.00			51,604,131.00
18 Reasi	13,858,813.00	2,250,114.00			16,108,927.00
19 Samba	12,278,788.00	854,305.00			13,133,093.00
20 Shopian	898,154.00				898,154.00
21 Srinagar	1,933,217.00	260,387.00			2,193,604.00
22 Udhampur	33,829,069.00	6,442,673.00			40,271,742.00
23 At SPD/DRG/DIET			59,058,332.00	451,717.00	59,510,049.00
Total	220,088,488.58	30,760,952.92	155,958,299.00	17,064,377.00	483,382,166.50

Senior Auditor
Sarva Shiksha Abhiyan


Accounts Officer
Sarva Shiksha Abhiyan

State Project Director
Sarva Shiksha Abhiyan





UJALA SOCIETY
SARVA SHIKSHA ABHIYAN (J&K)
"Schedule-D" of Fixed Assets acquired during the year 2016-17

<u>S.No</u>	<u>Particulars</u>	<u>Amount (Rs.)</u>
1	Air Conditioner	403,150.00
2	Biometric Attendance	370,163.00
3	Computer & Accessories	1,076,306.00
4	Furniture & Fixture	1,523,086.00
5	Generator	83,937.00
6	Water Purifier	32,000.00
7	Mobile Phone	17,500.00
8	Projector	81,636.00
9	Office equipments	524,128.00
Total		4,111,906.00


Senior Auditor
Sarva Shiksha Abhiyan


Accounts Officer
Sarva Shiksha Abhiyan


State Project Director
Sarva Shiksha Abhiyan



UJALA SOCIETY

SARVA SHIKSHA ABHIYAN (J&K)


"SCHEDULE-G" OF COMPONENT-WISE EXPENDITURE DURING THE YEAR 2016-17

PARTICULARS	Jammu Province		Kashmir Province		Exp. At SPD Office	Exp. /BOSE DSE (J&K)	Exp. At DIET's	G.TOTAL
	AMOUNT (RS.)		AMOUNT (RS.)					
	District Offices	Sub-District Offices	District Offices	Sub-District Offices				
School Grant	23,627,900.00		3,639,000.00	62,803,149.00			90,070,049.00	
School Maintenance	12,163,400.00	5,000.00	2,285,091.00	45,858,714.00			60,312,205.00	
TLE/TLM				2,712,908.00			2,712,908.00	
Management (Cost+Expenditure)	31,488,536.00	23,028,033.13	44,654,016.30	37,566,547.00			136,737,132.43	
IED	6,791,596.00	5,090,239.00	17,440,134.21	4,384,213.00			33,706,182.21	
Salary	15,310,885.00	5,478,040,191.01	8,868,075.00	6,372,836,102.27			11,875,055,253.28	
Civil Works	271,013,313.00	121,373,542.00		326,267,153.00			718,654,008.00	
OoSC(EGS Grant)				314,542.00			314,542.00	
BRC/CRC		3,421,571.00	304,000.00	2,378,478.00			6,104,049.00	
Teacher Grant				9,992,179.00			9,992,179.00	
Teacher Training	7,521,706.00		3,412,188.64	21,098,003.00			32,031,897.64	
Zrp Grant				17,005,123.00			17,005,123.00	
REMS		36,311,232.00					36,311,232.00	
Remedial Teaching				4,200.00			4,200.00	
NPEGEL				243,880.00			243,880.00	
Innovative activity	27,258,246.00	89,370,483.00	1,045,388.00	1,811,110.00			119,485,227.00	
Seasonal Centre			348,000.00	4,493,346.00			4,841,346.00	
Library				4,000.00			4,000.00	
Community mob.				422,923.00			422,923.00	
KGBV	8,864,500.00	33,578,503.00	12,606,627.00	63,827,923.00			118,877,553.00	
CAL	149,066.00	460,148.00		1,251,885.00			1,861,099.00	
REMS			66,033.00	327,502.00			393,535.00	
ECCE Kit				241,570.00			241,570.00	
Uniform	35,757,600.00		8,897,200.00	91,442,385.00			136,097,185.00	
U-DISE	1,199,170.00		198,408.00				1,397,578.00	
Leap		10,437.00		347,600.00			358,037.00	
Bank Charges				27.00			27.00	
NRBC				353,577.00			353,577.00	
Talaash				343,020.00			343,020.00	
Disbursed to School			58,738,230.00				58,738,230.00	
DIET expenses	54,217.00				45,192,274.00	360,154,800.00	1,666,726.00	
	441,200,135.00	5,790,689,379.14	162,502,391.15	7,068,332,059.27	45,192,274.00	360,154,800.00	1,666,726.00	

Senior Auditor
Sarva Shiksha Abhiyan

Accounts Officer
Sarva Shiksha Abhiyan

State Project Director
Sarva Shiksha Abhiyan




UJALA SOCIETY
SARVA SHIKSHA ABHIYAN (J&K)
ADVANCES FOR EXPENSES AS ON 31-03-2017

SCHEDULE - S1

S.No.	Name of Dis	Jammu Province		Kashmir Province				Others Offices Amount (Rs.)	Total Amount (Rs.)	
		District Offices	Sub-District Offices	District Offices	Sub-District Offices	ZRP/KGBV	Nepgel			State Head Load
		Cash in hand/ at Bank	Cash in hand/ at Bank	Cash in hand/ at Bank	Cash in hand/ at Bank					
1	Anantnag			106,918,907.00	70,970,054.00	21,699,250.00	498,565.00	-	200,086,776.00	
2	Bandipura			119,333,998.00	137,751,043.00	2,425,275.00		-	259,510,316.00	
3	Baramulla			288,119,576.00	277,254,667.00	4,753,431.00		-	571,062,706.00	
4	Budgam			77,876,491.00	123,714,349.00	21,103,323.00	151,900.00	935,032.00	222,846,063.00	
5	Doda	134,259,577.00	124,832,641.00					-	259,092,218.00	
6	Ganderbal			40,086,097.00	13,796,124.00	12,251,692.00		-	66,133,913.00	
7	Jammu	87,874,319.00	142,710,546.06					-	230,584,865.06	
8	Kargil			149,625,127.00	116,785,525.00	2,122,190.00		-	268,532,842.00	
9	Kathua	297,358,026.00	78,284,082.28					-	375,642,108.28	
10	Kishtwar	360,512,595.00	66,827,736.66					-	427,340,331.66	
11	kulgam			39,489,528.00	71,425,694.00	1,454.00	17,218.00	-	110,933,894.00	
12	Kupwara			140,140,612.00	134,250,185.00	2,936,806.00		-	277,327,603.00	
13	Leh			110,952,468.00	46,215,509.00			-	157,167,977.00	
14	Poonch	345,698,883.76	42,824,594.00					-	388,523,477.76	
15	Pulwama			66,375,637.00	60,614,150.00	9,780,142.00		-	136,769,929.00	
16	Rajouri	303,781,632.00	301,800,327.00					-	605,581,959.00	
17	Ramban	288,352,800.00	52,189,615.00					-	340,542,415.00	
18	Reasi	99,430,611.00	124,371,329.00					-	223,801,940.00	
19	Samba	53,407,720.00	135,906,055.00					-	189,313,775.00	
20	Srinagar			171,989,530.54	25,706,265.00			-	197,695,795.54	
21	Shopian			66,477,366.00	86,537,237.00			-	153,014,603.00	
22	Udhampur	258,710,415.00	61,219,412.00					-	319,929,827.00	
23	DIET							54,104,110.00	54,104,110.00	
24	DRG							1,558,991.00	1,558,991.00	
25	NIELET							164,305,000.00	164,305,000.00	
26	Secretary NOIS							32,146,000.00	32,146,000.00	
Total		2,229,386,578.76	1,130,966,338.00	1,377,385,337.54	1,165,020,802.00	77,073,563.00	667,683.00	935,032.00	252,114,101.00	6,233,549,435.30

[Signature]
Senior Auditor
Sarva Shiksha Abhiyan




[Signature]
Accounts Officer
Sarva Shiksha Abhiyan

[Signature]
State Project Director
Sarva Shiksha Abhiyan

UJALA SOCIETY
SARVA SHIKSHA ABHIYAN (J&K)
REMMITANCE-IN-TRANSIT AS ON 31-03-2017
SCHEDULE - S1

S.No.	Name of District	Jammu Province		Kashmir Province		Others Offices Amount (Rs.)	Total Amount (Rs.)
		District Offices	Sub-District Offices	District Offices	Sub-District Offices		
		<u>Cash in hand/ at Bank</u>	<u>Cash in hand/ at Bank</u>	<u>Cash in hand/ at Bank</u>	<u>Cash in hand/ Bank</u>		
1	Anantnag	-	-	23,299,000.00	1,950,600.00	-	25,249,600.00
2	Bandipura	-	-	545,000.00	-	-	545,000.00
3	Baramulla	-	-	-	-	-	-
4	Budgam	-	-	6,829,000.00	-	-	6,829,000.00
5	Doda	-	108,248,349.00	-	-	-	108,248,349.00
6	Ganderbal	-	-	956,700.00	-	-	956,700.00
7	Jammu	9,307,772.58	30,445,493.00	-	-	-	39,753,265.58
8	Kargil	-	-	594,000.00	-	-	594,000.00
9	Kathua	18,907,348.00	2,336,438.00	-	-	-	21,243,786.00
10	Kishtwar	-	21,782,172.00	-	-	-	21,782,172.00
11	kulgam	-	-	7,507,010.00	-	-	7,507,010.00
12	Kupwara	-	-	100,000.00	7,710,480.00	-	7,810,480.00
13	Leh	-	-	210,700.00	-	-	210,700.00
14	Poonch	-	111,611,952.00	-	-	-	111,611,952.00
15	Pulwama	-	-	-	1,627,500.00	-	1,627,500.00
16	Rajouri	13,954,849.50	30,766,443.00	-	-	-	44,721,292.50
17	Ramban	25,940,892.00	29,943,357.00	-	-	-	55,884,249.00
18	Reasi	-	30,214,193.00	-	-	-	30,214,193.00
19	Samba	772,970.00	-	-	-	-	772,970.00
20	Srinagar	-	-	894,000.00	-	-	894,000.00
21	Shopian	-	-	5,558,800.00	-	-	5,558,800.00
22	Udhampur	24,286,072.00	1,969,495.00	-	-	-	26,255,567.00
23	DIET	-	-	-	-	-	-
24	DRG	-	-	-	-	-	-
Total		93,169,904.08	367,317,892.00	46,494,210.00	11,288,580.00	-	518,270,586.08

[Signature]
Senior Auditor
Sarva Shiksha Abhiyan



[Signature]
Accounts Officer
Sarva Shiksha Abhiyan

[Signature]
State Project Director
Sarva Shiksha Abhiyan

UJALA SOCIETY

SARVA SHIKSHA ABHIYAN

STATE PROJECT DIRECTOR

FINANCIAL STATEMENT

2016-2017

47


UJALA SOCIETY
SARVA SHIKSHA ABHIYAN (J&K)
Office of the State Project Director
RECEIPTS & PAYMENTS ACCOUNT FOR THE YEAR 2016-17

<u>RECEIPTS</u>	<u>AMOUNT(RS)</u>	<u>PAYMENTS</u>	<u>AMOUNT(RS)</u>
Opening Balance		Disbursement to CEO's/ DDC (Schedule B)	12,308,333,207.00
Cash in hand		Disbursement to / DDC (Schedule B-1)	19,997,200.00
Cash at Bank	1,059,943,989.00	DSE(J&K)/NIELIT/Secretary NOIS/BOSE (Schedule C)	440,601,800.00
Grant in Aid Received		Purchased of Fixed assets (Schedule-D)	4,111,906.00
i) Central Govt.	10,725,004,600.00	Administrative, General and other expenses (Schedule E)	45,192,274.00
ii) State Govt. (Schedule A)	1,461,345,500.00		
Above the PAB Budget			
State Share	19,997,200.00		
Misc. Income		Closing Balance	
i) Interest	63,864,219.00	Cash in Hand	849,409,090.00
ii) Other receipts (refunded).	337,489,969.00	Cash at Bank	849,409,090.00
	13,667,645,477.00		13,667,645,477.00

[Signature]
Senior Auditor
Sarva Shiksha Abhiyan

[Signature]
Accounts Officer
Sarva Shiksha Abhiyan

[Signature]
State Project Director
Sarva Shiksha Abhiyan




UJALA SOCIETY
SARVA SHIKSHA ABHIYAN (J&K)
"SCHEDULE-A" OF GRANT - IN - AID (CENTRAL SHARE)
Funds received from State under SSA for the year 2016-17

S.No	Sanction No. & date	Date of credit	Revenue	Capital	Total
1	17-2/2016-EE-11 dt. 9-5-2016	19-5-2016	2,375,524,331		2,375,524,331
2	17-2/2016-EE-11 dt. 9-5-2016	19-5-2016	259,545,140		259,545,140
3	17-2/2016-EE-11 dt. 9-5-2016	19-5-2016	484,463,465		484,463,465
4	17-2/2016-EE-11 dt. 5-7-2016	20-7-2016	1,000,000,000		1,000,000,000
5	17-2/2016-EE-11 dt. 5-7-2016	20-7-2016	208,010,000		208,010,000
6	17-2/2016-EE-11 dt. 5-7-2016	20-7-2016	500,000,000		500,000,000
7	17-2/2016-EE-11 dt. 5-7-2016	20-7-2016	500,000,000		500,000,000
8	17-2/2016-EE-11 dt. 5-7-2016	20-7-2016	500,000,000		500,000,000
9	17-2/2016-EE-11 dt. 5-7-2016	29-7-2016	500,000,000		500,000,000
10	17-2/2016-EE-11 dt. 5-7-2016	29-7-2016	500,000,000		500,000,000
11	17-2/2016-EE-11 dt. 5-7-2016	29-7-2016	500,000,000		500,000,000
12	17-2/2016-EE-11 dt. 5-7-2016	29-7-2016	500,000,000		500,000,000
13	17-2/2016-EE-11 dt. 5-7-2016	29-7-2016	500,000,000		500,000,000
14	17-2/2016-EE-11 dt. 3-1-2017	17-1-2017	1,924,610,664		1,924,610,664
15	17-2/2016-EE-11 dt. 29-3-2017	08-5-2017	472,851,000		472,851,000
Total Centre Share			10,725,004,600		10,725,004,600

[Signature]
Senior Auditor
Sarva Shiksha Abhiyan

[Signature]
Accounts Officer
Sarva Shiksha Abhiyan

[Signature]
State Project Director
Sarva Shiksha Abhiyan



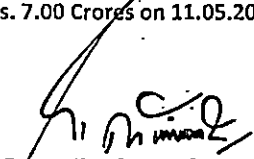
UJALA SOCIETY
SARVA SHIKSHA ABHIYAN (J&K)
"SCHEDULE-A" OF GRANT - IN - AID (STATE SHARE)
Funds received from State under SSA for the year 2016-17


Sanction No. & date	Date of credit	Revenue	Capital	Total
244 Edu of 2016 dt. 4-7-2016	4-7-2016	478,500,000		478,500,000
232 Edu of 2016 dt. 27-6-2016	5-7-2016	49,000,000		49,000,000
365 Edu of 2016 dt. 28-9-2016	21-10-2016	-	179,809,500	179,809,500
dt. 15-03-2017	15-03-2017	753,286,000	-	753,286,000
dt. 25-03-2017	25-03-2017	750,000	-	750,000
Total State Share		1,281,536,000	179,809,500	1,461,345,500

Note: Additionality received from State Govt. over and above the PAB budget Rs. 7.00 Crores on 11.05.2016.


Senior Auditor
Sarva Shiksha Abhiyan


Accounts Officer
Sarva Shiksha Abhiyan



State Project Director
Sarva Shiksha Abhiyan



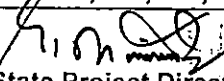
UJALA SOCIETY
SARVA SHIKSHA ABHIYAN (J&K)


"SCHEDULE B" OF Disbursement to CEOs and DDCs during the year 2016-17

S.No	Districts	DDCs Amount	CEOs Amount	Total
1	Anantnag	22,526,000.00	903,745,815.00	926,271,815.00
2	Bandipora	18,828,300.00	530,641,115.00	549,469,415.00
3	Baramulla	23,235,500.00	1,201,772,470.00	1,225,007,970.00
4	Budgam	17,722,100.00	647,428,570.00	665,150,670.00
5	Doda	55,548,500.00	575,046,930.00	630,595,430.00
6	Ganderbal	5,893,700.00	245,154,360.00	251,048,060.00
7	Jammu	16,037,000.00	506,597,310.00	522,634,310.00
8	Kargil	5,899,000.00	263,103,790.00	269,002,790.00
9	Kathua	23,170,000.00	609,475,210.00	632,645,210.00
10	Kishtwar	9,231,900.00	486,988,500.00	496,220,400.00
11	Kulgam	9,974,400.00	471,446,575.00	481,420,975.00
12	Kupwara	26,478,900.00	1,175,506,180.00	1,201,985,080.00
13	Leh	3,312,700.00	156,342,470.00	159,655,170.00
14	Poonch	45,274,500.00	679,686,412.00	724,960,912.00
15	Pulwama	10,228,600.00	389,099,965.00	399,328,565.00
16	Rajouri	49,836,300.00	753,954,690.00	803,790,990.00
17	Ramban	40,043,500.00	356,626,740.00	396,670,240.00
18	Reasi	30,593,800.00	495,322,140.00	525,915,940.00
19	Samba	4,095,000.00	174,818,020.00	178,913,020.00
20	Shopian	5,323,800.00	286,160,770.00	291,484,570.00
21	Srinagar	6,602,800.00	203,341,550.00	209,944,350.00
22	Udhampur	20,965,800.00	745,251,525.00	766,217,325.00
	Total	450,822,100.00	11,857,511,107.00	12,308,333,207.00


Senior Auditor
Sarva Shiksha Abhiyan


Accounts Officer
Sarva Shiksha Abhiyan



State Project Director
Sarva Shiksha Abhiyan




UJALA SOCIETY
SARVA SHIKSHA ABHIYAN (J&K)


"SCHEDULE B-1" OF Disbursement to DDC's Over & Above The PAB Budget during the year
2016-17

S.No	Districts	DDCs Amount	Additionality released to DDCs over and above the budget under Capital.
1	Anantnag	1,193,000.00	1,193,000.00
2	Bandipora	1,635,000.00	1,635,000.00
3	Baramulla	1,424,700.00	1,424,700.00
4	Budgam	355,000.00	355,000.00
5	Doda	3,163,000.00	3,163,000.00
6	Ganderbal	184,000.00	184,000.00
7	Jammu	118,500.00	118,500.00
8	Kargil	-	-
9	Kathua	746,000.00	746,000.00
10	Kishtwar	1,520,000.00	1,520,000.00
11	Kulgam	124,000.00	124,000.00
12	Kupwara	247,000.00	247,000.00
13	Leh	-	-
14	Poonch	3,953,000.00	3,953,000.00
15	Pulwama	-	-
16	Rajouri	935,000.00	935,000.00
17	Ramban	782,000.00	782,000.00
18	Reasi	2,093,000.00	2,093,000.00
19	Samba	363,000.00	363,000.00
20	Shopian	235,000.00	235,000.00
21	Srinagar	-	-
22	Udhampur	926,000.00	926,000.00
	Total	19,997,200.00	19,997,200.00


Senior Auditor
Sarva Shiksha Abhiyan


Accounts Officer
Sarva Shiksha Abhiyan


State Project Director
Sarva Shiksha Abhiyan





42

UJALA SOCIETY
SARVA SHIKSHA ABHIYAN (J&K)

Office of the State Project Director Sarva Shiksha Abhiyan J & K
"SCHEDULE-C" OF Disbursement to Various Agencies During the year 2016-17

S.No	Particulars	Amount
1	Director School Education, Kashmir	180,855,800.00
2	Director School Education, Jammu	170,369,500.00
3	NIELIT	63,301,000.00
4	Secretary NOIS	17,146,000.00
5	BOSE	8,929,500.00
	Total	440,601,800


Senior Auditor
Sarva Shiksha Abhiyan



Accounts Officer
Sarva Shiksha Abhiyan

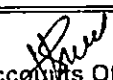

State Project Director
Sarva Shiksha Abhiyan




UJALA SOCIETY
SARVA SHIKSHA ABHIYAN (J&K)
"Schedule-D" of Fixed Assets acquired during the year 2016-17

<u>S.No</u>	<u>Particulars</u>	<u>Amount (Rs.)</u>
1	Air Conditioner	403,150.00
2	Biometric Attendance	370,163.00
3	Computer & Accessories	1,076,306.00
4	Furniture & Fixture	1,523,086.00
5	Generator	83,937.00
6	Water Purifier	32,000.00
7	Mobile Phone	17,500.00
8	Projector	81,636.00
9	Office equipments	524,128.00
Total		4,111,906.00


Senior Auditor
Sarva Shiksha Abhiyan


Accounts Officer
Sarva Shiksha Abhiyan


State Project Director
Sarva Shiksha Abhiyan



UJALA SOCIETY
SARVA SHIKSHA ABHIYAN (J&K)


"Schedule-E" of Administrative, General & Other Expenses during the year 2016-17

S.No.	Name of account	Amount
1	Advertisement & Publicity	133,333.00
2	Audit fees	102,000.00
3	Bank charges	78.00
4	Boarding & lodging	1,054,113.00
5	Books & Periodicals	120,484.00
6	Consultancy charges	4,947,300.00
7	Freight & forwarding charges	25,800.00
8	Hiring of generator	51,300.00
9	Hiring of supporting staff	2,729,765.00
10	Hiring of vehicle	271,650.00
11	House keeping	101,525.00
12	Legal expenses	93,000.00
13	Medical expenses	61,343.00
14	Miscellaneous expenses	60,436.00
15	POL	667,883.00
16	Postal expenses	20,000.00
17	Printing & stationery	2,060,314.00
18	R&M of computer	11,455.00
19	R&M of vehicle	204,582.00
20	Refreshment charges	728,799.00
21	Rent of office building	273,000.00
22	Repair of franking machine	13,650.00
23	Staff salary	22,505,582.00
24	Salary of DSE staff	3,066,765.00
25	State management cost	1,305,913.00
26	Telephone expenses	124,898.00
27	Travelling expenses	2,930,567.00
28	Water & electricity expenses	11,287.00
29	Workshop A/C	1,515,452.00
Total		45,192,274.00


Senior Auditor
Sarva Shiksha Abhiyan


Accounts Officer
Sarva Shiksha Abhiyan


State Project Director
Sarva Shiksha Abhiyan



UJALA SOCIETY

SARVA SHIKSHA ABHIYAN

DISTRICT INSTITUTE OF EDUCATION & TRAINING

FINANCIAL STATEMENT

2016-2017


UJALA SOCIETY
SARVA SHIKSHA ABHIYAN (J&K)
 Receipts and Payments Account for the year 2016-17
DISTRICT INSTITUTE OF EDUCATION & TRAINING (DIET)

S.No	DISTRICT	Op.Balance	Receipts			Interest/other	Total	Payments	Interest Refunc	Cl.Balance	
			CEO	SIE	Other						
1	Anantnag	114,600.00	-	-	361,617.00	18,377.00	494,594.00	73,365.00	-	421,229.00	
2	Baramulla	22,666,124.00	3,638,500.00	95,600.00	-	-	961,568.00	27,361,792.00	1,489,229.00	2,255,154.00	#####
3	Budgam	5,387,683.00	-	-	-	-	5,387,683.00	-	-	5,387,683.00	
4	Kupwara	6,993,972.00	-	-	-	-	6,993,972.00	-	-	6,993,972.00	
5	Pulwama	-	-	-	-	-	-	-	-	-	
6	Shopian	1,457,424.00	-	-	-	-	1,457,424.00	-	-	1,457,424.00	
7	Kargil	891,653.00	-	-	-	-	891,653.00	-	-	891,653.00	
8	Srinagar	557,473.00	-	-	-	-	557,473.00	-	-	557,473.00	
9	Leh	343,844.00	-	-	-	-	343,844.00	-	-	343,844.00	
10	Reasi	137,692.00	-	-	-	-	137,692.00	-	-	137,692.00	
11	Jammu	640,410.00	-	-	-	-	640,410.00	-	-	640,410.00	
12	Doda	280,554.00	-	-	-	-	280,554.00	-	-	280,554.00	
13	Ramban	500.00	-	-	-	-	500.00	-	-	500.00	
14	Ganderbal	920,000.00	-	-	-	-	920,000.00	-	-	920,000.00	
15	Kishtwar	883,558.00	-	-	-	-	883,558.00	-	-	883,558.00	
16	Kathua	1,734,931.00	-	-	-	-	1,734,931.00	-	-	1,734,931.00	
17	Rajouri	408,085.00	-	-	-	-	408,085.00	-	-	408,085.00	
18	Samba	394,803.00	-	-	-	-	394,803.00	-	-	394,803.00	
19	Poonch	4,706,815.00	-	-	-	-	4,706,815.00	-	-	4,706,815.00	
20	Udhampur	1,926,357.00	-	-	-	-	1,926,357.00	-	-	1,926,357.00	
21	Kulgam	60,619.00	-	-	90,100.00	11,131.00	161,850.00	104,132.00	-	57,718.00	
22	Bandipura	2,342,000.00	-	-	-	-	2,342,000.00	-	-	2,342,000.00	
TOTAL		52,849,097.00	3,638,500.00	95,600.00	451,717.00	991,076.00	58,025,990.00	1,666,726.00	2,255,154.00	#####	

Senior Auditor
Sarva Shiksha Abhiyan

Accounts Officer
Sarva Shiksha Abhiyan

State Project Director
Sarva Shiksha Abhiyan



UJALA SOCIETY

SARVA SHIKSHA ABHIYAN

DISTRICT RESOURCE GROUP

FINANCIAL STATEMENT

2016-2017

UJALA SOCIETY
SARVA SHIKSHA ABHIYAN (J&K)
DISTRICT RESOURCE GROUPS


Receipts and Payments Account for the year 2016-17

S.No	District	Op.Balance	Receipts	Other/Intt	Total	Payments	Closing Balance
1	Anantnag	55,762.00	-	-	55,762.00	-	55,762.00
2	Baramulla	495.00	-	-	495.00	-	495.00
3	Budgam	-	-	-	-	-	-
4	Kupwara	45,658.00	-	-	45,658.00	-	45,658.00
5	Pulwama	-	-	-	-	-	-
6	Kargil	339,400.00	-	-	339,400.00	-	339,400.00
7	Srinagar	11,326.00	-	-	11,326.00	-	11,326.00
8	Leh	253,530.00	-	-	253,530.00	-	253,530.00
9	Udhampur	11,451.00	-	-	11,451.00	-	11,451.00
10	Jammu	58,758.00	-	-	58,758.00	-	58,758.00
11	Doda	31,662.00	-	-	31,662.00	-	31,662.00
12	Kishtwar	-	-	-	-	-	-
13	Kathua	247,080.00	-	-	247,080.00	-	247,080.00
14	Ramban	315.00	-	-	315.00	-	315.00
15	Rajouri	61,141.00	-	-	61,141.00	-	61,141.00
16	Reasi	-	-	-	-	-	-
17	Samba	-	-	-	-	-	-
18	Poonch	275,122.00	-	-	275,122.00	-	275,122.00
19	Kulgam	-	-	-	-	-	-
20	Bandipura	20,058.00	-	-	20,058.00	-	20,058.00
21	Shopian	19,265.00	-	-	19,265.00	-	19,265.00
TOTAL		1,558,991.00	-	-	1,558,991.00	-	1,558,991.00

[Signature]
 Senior Auditor
 Sarva Shiksha Abhiyan

[Signature]
 Accounts Officer
 Sarva Shiksha Abhiyan

[Signature]
 State Project Director
 Sarva Shiksha Abhiyan



UJALA SOCIETY

SARVA SHIKSHA ABHIYAN

JAMMU PROVINCE


CONSOLIDATED FINANCIAL STATEMENT

2016-2017

UJALA SOCIETY
SARVA SHIKSHA ABHIYAN (J&K)
 Office of the Chief Education Officer Doda


RECEIPTS & PAYMENTS ACCOUNT FOR THE PERIOD 01-04-2016 TO 31.03.2017

<u>Receipts</u>	<u>Amount(Rs.)</u>	<u>Payments</u>	<u>Amount(Rs.)</u>
Opening Balance		A: Disbursement to Zones	
Cash in Hand		Assar	53,465,326.00
Cash at Bank	279,866,578.00	Bhaderwah	46,664,990.00
Amount in transit		Bhagwah	81,578,301.00
		Bhallaessa	104,695,405.00
		Bhalla	43,929,269.00
		Bhatyas	109,172,680.00
		Doda	53,436,500.00
		Ghat	62,528,965.00
		Gundna	72,498,906.00
		Thathri	53,456,160.00
Grant-in-Aid Received From Ujala Society SSA(J&K)	633,224,430.00	Total Payments	681,426,502.00
		Disbursement to School /	
		KGBV's	
Bank Interest (earned in the bank account)	4,756,462.00	KGBV Jathi	1,068,341.00
		KGBV Bhagwah	1,350,880.00
		KGBV Bhalessa	1,182,012.00
		KGBV Doda	1,138,721.00
		KGBV Thathri	1,124,546.00
		Civil Works direct to school	77,556,824.00
Bank Interest refund from Zones/KGBV's		C: Expenditure at CEO Level:	
Assar	2,088,532.00	Mgt. Cost/Salary	3,902,455.00
Bhadarwah	250,000.00	IED	1,648,024.00
Gundna	1,203,265.00	Teacher Training	414,810.00
Doda	947,298.00	Community Mobilisation	118,285.00
Bhalla	754,183.00		
Bhalessa	596,446.00	D:- Refund to SPD Office	
Thathri	1,603,769.00	Bank Interest	20,689,044.00
Ghat	397,699.00	D.Ed Course Fee	54,000.00
KGBV Thathri	163,435.00		
KGBV Bhagwah	27,921.00		
Others Grants		Closing Balance	
D.Ed Course Fee	54,003.00	Cash at bank	134,259,577.00
		Amount in transit	
Total	925,934,021.00	Total	925,934,021.00




District-Doda
RECEIPTS AND PAYMENTS ACCOUNT OF ZONAL EDUCATION OFFICES FOR THE PERIOD FROM 01-04-2016 TO 31.03.2017

PARTICULARS	Assar	Bhagwah	Bhaderwah	Bhalla	Bhalesa	Bhatnag	Doda	Ghat	Gundna	Thathri	TOTAL
RECEIPTS											
Opening Balance											
Cash in Hand											
Cash at Bank	11,339,727.00	10,431,029.00	2,211,211.00	1,982,227.00	10,885,730.00	9,635,606.00	11,426,747.00	10,179,734.00	7,216,171.00	10,042,425.00	85,350,607.00
Amt in transit (14-15) last year			54,197,663.00			219,420.00				53,831,266.00	108,248,349.00
Received during the year:-											
Grant in Aid Received	53,465,328.00	81,578,301.00	46,664,990.00	43,929,269.00	104,695,405.00	109,172,680.00	53,438,500.00	62,528,965.00	72,498,908.00	53,456,160.00	681,426,502.00
Bank Intt. Earned	533,400.00	1,328,704.00	259,171.00	442,793.00	1,488,865.00	1,787,351.00	719,856.00	772,097.00	1,055,443.00	855,152.00	9,043,932.00
Others:-											
Bank Interest Received From schools	1,484,239.00	1,216,257.00	4,062.00	174,953.00							
Grant Refunded by the schools	13,290.00	8,267.00									
Inter Zone Transfer						4,408,159.00			10,000.00	223,408.00	2,879,511.00
TOTAL	66,835,892.00	94,563,558.00	103,337,097.00	46,529,242.00	117,070,100.00	125,221,216.00	65,583,103.00	73,480,796.00	80,780,520.00	118,268,409.00	891,609,933.00
PAYMENTS											
A. Inter Zone/KGBV Transfer											
B. Expenditure											
Teacher Salary	56,444,058.00	67,389,637.00	44,642,116.00	41,881,476.00	86,999,729.00	101,260,026.00	55,534,797.00	63,222,625.00	74,292,070.00	53,409,876.00	645,077,010.00
BRC	-	14,920.00			98,850.00						186,770.00
CRC									73,000.00		
Civil work	177,169.00										
Innovation					104,000.00	99,000.00					
IED	12,850.00	17,870.00	15,440.00	9,000.00	5,000.00				19,000.00		399,169.00
Management Cost		390,726.00	410,985.00	209,241.00	15,000.00	4,000.00	10,000.00	5,000.00	10,850.00	1,500.00	5,000.00
REMS	210,340.00	237,250.00	342,100.00	118,780.00	17,200.00	152,000.00	409,383.00	283,266.00	28,800.00		101,510.00
CAL				30,069.00	656,850.00			375,664.00	299,739.00	741,889.00	1,901,601.00
State Component											2,982,622.00
KGBV											30,069.00
LEP (math & science kits)											
Interest expenditure							4,000.00				4,000.00
Amount Sec. but not released											
Refunds:-											
(a) Interest											
Directly to SPD											
Directly to CEO	2,088,532.00		250,000.00	754,183.00	598,446.00		947,288.00	397,699.00	1,203,265.00	1,603,769.00	7,841,192.00
(b) Grant											
Directly to SPD											
Directly to CEO											
Total Expenditure	58,932,949.00	68,050,413.00	45,660,641.00	43,002,749.00	88,493,075.00	101,515,026.00	56,905,478.00	64,284,254.00	75,927,324.00	55,757,034.00	658,528,943.00
Closing Balance											
ZRP/KGBV											
Cash in Hand											
Cash at Bank	7,902,943.00	26,513,145.00	3,478,793.00	3,528,493.00	28,577,025.00	23,486,770.00	8,677,625.00	9,196,542.00	4,853,196.00	8,620,109.00	124,832,641.00
Amt in transit (15-16)			54,197,663.00			219,420.00				53,831,266.00	108,248,349.00
TOTAL	66,835,892.00	94,563,558.00	103,337,097.00	46,529,242.00	117,070,100.00	125,221,216.00	65,583,103.00	73,480,796.00	80,780,520.00	118,268,409.00	891,609,933.00



UJALA SOCIETY
SARVA SHIKSHA ABHIYAN (J&K)
 Office of the Chief Education Officer Jammu
RECEIPTS & PAYMENTS ACCOUNT FOR THE PERIOD 01-04-2016 TO 31.03.2017


<u>Receipts</u>	<u>Amount(Rs.)</u>	<u>Payments</u>	<u>Amount(Rs.)</u>
Opening Balance		A: Disbursement to Zones	
Cash at Bank	100,265,618.00	Akhnoor	33,255,208.00
Amount in transit (2014-15)	9,874,187.00	Arnia	15,742,456.00
Grant-in-Aid Received From Ujala Society SSA(J&K)	522,724,810.00	Bishnah	17,011,238.00
Bank Interest (earned in the bank account)	2,809,607.00	Bhalwal	58,369,677.00
		Ch. Choura	46,445,229.00
		Dansal	34,998,237.00
		G. Nagar	50,134,139.00
		Jammu	31,794,571.00
		Jourian	37,519,865.00
		Khour	40,667,735.00
Bank Interest Refund from Zones		Marh	32,051,892.00
Arnia	131,963.00	M. Sahib	22,926,134.00
Bishnah	267,776.00	Purmandal	7,106,082.00
Bhalwal	170,373.88	R. S. Pora	22,778,906.00
Ch. Choura	903,338.00	Satwari	23,366,947.00
Dansal	514,780.00	Vijaypur	3,635,936.00
G. Nagar	152,781.00	Total Payments	477,804,252.00
Jammu	325,249.70		
Jourian	333,603.00	B:-Disbursement to School:	
Khour	611,746.00	Civil work	36,794,639.00
Marh	415,720.00	uniform	364,000.00
Miran Sahib	280,708.00	School Maint.	75,000.00
Purmandal	141,905.00	School Grant.	7,006,000.00
R.S. Pora	288,466.00	other	11,144,043.00
Grant Refunds From ZEO's/Schools		C: Expenditure at CEO Level:	
ZEO Jammu (Civil Work & Others)	1,674,712.00	UDISE	97,000.00
ZEO Purmandal (Uniform Grant)	21,600.00	IED	1,106,171.00
School Grant from different Schools	66,000.00	Management cost	1,066,307.00
Teacher Training	200.00	Salary	3,559,953.00
Contengency Refund	48,675.00	Salary of Resources Tr.	312,000.00
School Grant from zones	32,000.00	D:- Refund to SPD Office	
ACR 2016-17	203,000.00	Bank Interest	8,177,927.00
Swachh Bharat from Schools	267,790.00	TOTAL	
Uniform from Schools	42,400.00	Closing Balance	
Wrong entry of RMSA	136,800.00	Cash in Hand	1,899.00
Civil Work Refund from Schools/Zones	1,833,368.00	Cash at Bank	87,872,420.00
Other School Grant from Zones/Schools	90,891.00	Amount in transit (2015-16)	9,307,772.58
Others Receipt	59,316.00		
Total	644,689,383.58	Total AJ &	644,689,383.58



DISTRICT-JAMMU

RECEIPTS AND PAYMENTS ACCOUNT OF ZONAL EDUCATION OFFICES FOR THE PERIOD FROM 01-04-2016 TO 31.03.2017


<u>PARTICULARS</u>	Akhnoor	Arnia	Bishnah	Bhalwal	Ch.Choura	Dansal	G.Nagar
RECEIPTS							
<u>Opening Balance</u>							
Cash in Hand					17,800.00		
Cash at Bank	11,606,844.00	1,755,405.00	5,065,134.39	17,531,936.00	25,620,126.00	14,353,632.00	9,062,266.00
State Component	8,790,980.00				2,647,272.00		
<u>Received During The Year:-</u>							
Grant in Aid Received	33,255,208.00	15,742,456.00	17,011,238.00	58,369,677.00	46,445,229.00	34,998,237.00	50,134,139.00
Bank Intt. Earned	340,513.00		203,493.00	632,129.00	814,916.00	448,351.00	306,583.00
Others:-							
Bank Interest Received From schools	239,055.00			15,750.00	42,686.00	65,248.00	61,480.00
Grant Refunded by the schools	145,938.00		94.00	211,889.00	719,091.00	20,800.00	343,773.00
Inter Zone Transfer							
Reverse entry to rectify the clerical error							
TOTAL	54,378,538.00	17,497,861.00	22,279,959.39	76,761,381.00	76,307,120.00	49,886,268.00	59,908,241.00
PAYMENTS							
A. Inter Zone Transfer							5,000.00
B. Expenditure							
Teacher Salary	35,284,252.00		17,147,719.00	67,023,108.00	60,375,359.00	43,160,849.00	52,312,641.00
BRC					392,550.00	328,430.00	352,347.00
CRC			121,600.00				
Civil work	50,000.00						
Innovation	430,000.00		40,540.00		235,000.00		
IED	16,850.00				60,000.00	16,820.00	40,540.00
Management Cost	408,707.00			2,000.00			10,000.00
REMS			269,500.00	372,220.00	312,584.00	148,983.00	257,002.00
CAL			458,550.00	723,563.00	142,000.00		137,600.00
State Component							
KGBV							
LEP (math & science kits)							
Refunds:-							
(a)Interest							
Directly to SPD							
Directly to CEO			267,776.00	170,373.88	903,338.00	514,780.00	152,781.00
(b) Grant							
Directly to SPD							
Directly to CEO							
Total Expenditure	36,189,809.00		18,305,685.00	68,291,264.88	62,420,831.00	44,169,862.00	53,267,911.00
Closing Balance							
ZRP/KGBV							
Cash in Hand							
Cash at Bank	9,397,749.00	17,497,861.00	3,974,274.39	8,470,116.12	11,239,017.00	5,716,406.00	6,640,330.00
Amt in transit (14-15)	8,790,980.00				2,647,272.00		
TOTAL	54,378,538.00	17,497,861.00	22,279,959.39	76,761,381.00	76,307,120.00	49,886,268.00	59,908,241.00



DISTRICT-JAMMU

RECEIPTS AND PAYMENTS ACCOUNT OF ZONAL EDUCATION OFFICES FOR THE PERIOD FROM 01-04-2016 TO 31.03.2017

Jammu	Jourian	Khour	Marh	Miran sahib	R.S.Pora	Satwari	Purmandal	Vijaypur	TOTAL
6,492,304.46	9,511,362.00	10,246,989.00	9,216,035.00	4,372,892.00	6,931,122.00	39,271,709.00	8,343,252.00	4,237,002.00	17,800.00
		1,525,000.00	2,209,176.00		15,273,065.00				183,618,010.85
31,794,571.00	37,519,865.00	40,667,735.00	32,051,892.00	22,926,134.00	22,778,906.00	23,366,947.00	7,106,082.00	3,635,936.00	477,804,252.00
254,854.00	332,159.00	339,791.00	328,321.00	159,468.00	262,302.00	158,940.00	70,387.00	56,334.00	4,708,541.00
40,881.74		264,576.00	8,700.00	108,249.00	160,344.00	60,503.00	45,435.00		1,112,907.74
47.18	40,870.00	10,000.00		6,000.00					1,498,502.18
							5,000.00		5,000.00
38,582,658.38	47,404,256.00	53,054,091.00	43,814,124.00	27,572,743.00	45,405,739.00	62,858,099.00	15,570,156.00	7,929,272.00	699,210,506.77
									5,000.00
32,420,436.00	38,755,168.00	43,370,249.00	35,618,241.00	24,345,770.00	24,213,652.00	25,472,647.00	7,721,494.00	3,130,822.00	510,352,407.00
	329,975.00	355,250.00				325,300.00	92,400.00		2,176,252.00
	26,000.00			16,500.00					138,100.00
442,007.00		20,000.00		21,162.00		112,100.00			423,100.00
	25,000.00	13,000.00	2,200.00	6,050.00	44,590.00				1,071,069.00
228,877.13	77,750.00	243,000.00	824,014.00	265,020.00	16,400.00	17,390.00			119,690.00
	36,400.00			344,585.00	334,855.00	15,000.00	32,000.00		3,441,447.13
									2,188,153.00
									36,400.00
							91.00		91.00
325,249.70	333,603.00	611,746.00	415,720.00	280,708.00	288,466.00		141,905.00		4,406,446.58
1,674,712.00							21,600.00		
35,091,281.83	39,583,896.00	44,613,245.00	36,860,175.00	25,279,795.00	24,897,963.00	25,942,437.00	8,009,490.00	3,130,822.00	1,696,312.00
									526,054,467.71
3,491,376.55	7,820,360.00	6,915,846.00	4,744,773.00	2,292,948.00	5,234,711.00	36,915,662.00	7,560,666.00	4,798,450.00	142,710,546.06
		1,525,000.00	2,209,176.00		15,273,065.00				30,445,493.00
38,582,658.38	47,404,256.00	53,054,091.00	43,814,124.00	27,572,743.00	45,405,739.00	62,858,099.00	15,570,156.00	7,929,272.00	699,210,506.77



UJALA SOCIETY
SARVA SHIKSHA ABHIYAN (J&K)
Office of the Chief Education Officer Kathua


RECEIPTS & PAYMENTS ACCOUNT FOR THE PERIOD 01-04-2016 TO 31.03.2017

<u>Receipts</u>	<u>Amount(Rs.)</u>	<u>Payments</u>	<u>Amount(Rs.)</u>
Opening Balance		A: Disbursement to Zones	
Cash in Hand		Kathua	48,422,200.00
Cash at Bank	212,448,995.00	Lakhanpur	38,816,082.00
Amount in transit (2014-15)	18,907,348.00	Barnoti	28,142,597.00
		Marheen	25,639,450.00
Grant-in-Aid Received From Ujala Society SSA(J&K)	633,371,570.00	Hiranagar	25,949,840.00
		Sallan	22,986,550.00
Bank Interest (earned in the bank account)	8,388,984.00	Bhaddu	52,000,350.00
Bank Interest refund from Zones		Billawar	37,315,800.00
Barnoti	454,603.00	Malhar	67,467,950.00
Bhaddu	785,183.00	Mahanpur	27,206,300.00
Billawar	500,000.00	Basohli	47,108,650.00
Hiranagar	260,000.00	Bani	58,387,200.00
Bani	400,000.00	Ghagwal	4,268,900.00
Lakhanpur	131,517.00	Total	483,711,869.00
Mahanpur	733,026.00	B:-Disbursement to School:	
Malhar	94,818.00	Uniform	20,932,400.00
Sallan	97,495.00	Maintenance Grant	215,000.00
Ghagwal	105,135.00	Civil Work	40,586,000.00
		Management cost (Dy. CEO)	35,000.00
Interest from Schools	2,735,518.00	Training Grant	2,268,635.00
Other Grant refund from Zones/Schools		C: Expenditure at CEO Level:	
Basohli	410,000.00	UDISE	155,717.00
Lakhanpur	80,000.00	Salary	3,114,776.00
Malhar	500,000.00	IED	604,420.00
Sallan	199,000.00	Management cost	599,178.00
		Training Grant	534,411.00
Grant refund from School	6,619,588.00	D:- Refund to SPD Office	
		Bank Interest	18,200,000.00
Total	887,222,780.00	Closing Balance	
		Cash in Hand	
		Cash at Bank	297,358,026.00
		Amount in transit (2015-16)	18,907,348.00
		Total	887,222,780.00


CA Ujjala Singh
No. 514288
CHIEF EDUCATION OFFICER
KATHUA

RECEIPTS AND PAYMENTS ACCOUNT OF ZON

<u>PARTICULARS</u>	<u>Sallan</u>	<u>BARNOTI</u>	<u>Marheen</u>	<u>Hiranagar</u>	<u>Lakhanpur</u>
RECEIPTS					
<u>Opening Balance</u>					
Cash in Hand					
Cash at Bank	7,787,108.00	2,843,575.28	1,695,281.00	4,182,669.00	3,785,101.00
Amt in transit (14-15)last year			504,620.00	-	971,209.00
<u>Received during the</u>					
Grant in Aid Received	22,986,550.00	28,142,597.00	25,639,450.00	25,949,840.00	38,816,082.00
Bank Intt. Earned	112,442.00	228,369.00	81,305.00	157,742.00	138,374.00
Others:- (DIET Basohli)					
Bank Interest Received					
From schools	65,174.00	20,974.00	-	14,835.00	50,353.00
Grant Refunded by the sc	90,955.00	192,887.00	-	-	148,503.00
Inter Zone Transfer	-	-	-	-	-
TOTAL	31,042,229.00	31,428,402.28	27,920,656.00	30,305,086.00	43,909,622.00
<u>PAYMENTS</u>					
<u>A. Inter Zone/KGBV</u>					
<u>Transfer</u>					
<u>B. Expenditure</u>					
Teacher Salary	27,370,564.00	27,057,858.00	23,890,088.00	25,197,787.00	36,479,086.00
BRC	-	-	-	-	-
CRC	-	-	-	-	-
Civil work	-	-	319,800.00	-	137,100.00
Innovation	183,347.00	-	-	1,007,390.00	-
IED	-	60,000.00	40,000.00	-	-
Management Cost	25,850.00	28,400.00	40,528.00	26,374.00	35,273.00
REMS	-	84,000.00	181,917.00	-	66,611.00
CAL	-	-	-	-	-
State Component	-	-	-	-	-
KGBV	-	-	-	-	-
LEP	-	-	-	-	-
<u>Refunds:-</u>					
<u>(a) Interest</u>					
Directly to SPD	-	-	-	-	-
Directly to CEO	97,495.00	454,603.00	-	260,000.00	131,517.00
<u>(b) Grant</u>					
Directly to SPD	-	-	-	-	-
Directly to CEO	199,000.00	-	-	-	80,000.00
Total Expenditure	27,876,256.00	27,684,861.00	24,472,333.00	26,491,551.00	36,929,587.00
<u>Closing Balance</u>					
<u>ZRP/KGBV</u>					
Cash in Hand					
Cash at Bank	3,165,973.00	3,743,541.28	2,943,703.00	3,813,535.00	6,008,826.00
Amt in transit (14-15)			504,620.00	-	971,209.00
TOTAL	31,042,229.00	31,428,402.28	27,920,656.00	30,305,086.00	43,909,622.00




Bani	Basholi	Mahanpur	Billawar	Malhar	Kathua
6,031,221.00	4,378,887.00	7,973,641.00	23,415,197.00	6,526,342.00	3,579,215.00
58,387,200.00	47,108,650.00	27,206,300.00	37,315,800.00	67,467,950.00	48,422,200.00
233,945.00	164,942.00	283,160.00	1,023,435.00	357,759.00	213,371.00
35,722.00					
507,870.00			53,888.00		24,649.00
375,042.00	1,010,000.00	45,682.00	178,605.00	1,991,577.00	2,500.00
65,571,000.00	52,662,479.00	35,508,783.00	61,986,925.00	76,343,628.00	52,241,935.00
54,690,573.00	45,610,307.00	27,918,275.00	31,149,008.00	65,962,363.00	48,387,245.00
-	-	-	-	-	-
892,000.00	793,000	76,100.00	1,802,000.00	513,000.00	-
-	-	-	40,000.00	-	-
10,700.00	40,000.00	40,000.00	19,000.00	-	40,000.00
67,860.00	62,000.00	7,000.00	1,399,292.00	-	36,487.00
694,900.00	1,343,210.00	565,000.00	-	2,050,750.00	19,216.00
20,000.00	-	-	-	-	-
1,027,058.00	1,367,500.00	-	-	1,145,740.00	-
-	-	-	-	-	-
400,000.00	-	733,026.00	500,000.00	94,818.00	-
	410,000.00			500,000.00	
57,803,091.00	49,626,017.00	29,339,401.00	34,909,300.00	70,266,671.00	48,482,948.00
7,767,909.00	3,036,462.00	6,169,382.00	27,077,625.00	6,076,957.00	3,758,987.00
65,571,000.00	52,662,479.00	35,508,783.00	61,986,925.00	76,343,628.00	52,241,935.00



Bhaddu	TOTAL
6,944,917.00	79,143,154.28
860,609.00	2,336,438.00
52,000,350.00	479,442,969.00
380,822.00	3,375,666.00
	35,722.00
17,521.00	755,264.00
251,442.00	4,287,193.00
60,455,661.00	569,376,406.28


50,235,617.00	463,948,771.00
200,000.00	4,733,000.00
	1,230,737.00
48,140.00	297,840.00
36,280.00	1,765,344.00
2,080,750.00	7,086,354.00
	20,000.00
1,487,900.00	5,028,198.00
785,183.00	3,456,642.00
	1,189,000.00
54,873,870.00	488,755,886.00

4,721,182.00	78,284,082.28
860,609.00	2,336,438.00
60,455,661.00	569,376,406.28



UJALA SOCIETY
SARVA SHIKSHA ABHIYAN (J&K)
 Office of the Chief Education Officer Kishtwar
RECEIPTS & PAYMENTS ACCOUNT FOR THE PERIOD 01-04-2016 TO 31.03.2017

<u>Receipts</u>	<u>Amount(Rs.)</u>	<u>Payments</u>	<u>Amount(Rs.)</u>
Opening Balance		A: Disbursement to Zones	
Cash in Hand		Drabshalla	69,482,040.00
Cash at Bank	308,830,119.00	Kishtwar	78,259,600.00
Amount in transit (2014-15)	-	Marwah	57,032,605.00
		Nagseni	84,130,690.00
		Paddar	33,482,729.00
		Inderwal	90,812,950.00
		Warwan	13,471,850.00
Grant-in-Aid Received From Ujala Society SSA(J&K)	496,999,400.00	Total Payments	426,672,464.00
Bank Interest (earned in the bank account)	12,871,855.00	Disbursement to School	
Bank Interest refund from Zones		Civil Work Trf. To School	2,304,988.00
Zeo Inderwal	3,555,921.00	School Grant	6,038,615.00
Zeo Kishtwar	352,164.00	Maintenance Grant	3,318,400.00
Zeo Marwah	2,732,268.00	School Uniform (Direct to School)	12,231,600.00
Zeo Padder	1,000,000.00	DIET Kishtwar	34,217.00
Zeo Warwan	156,544.00	C: Expenditure at CEO Level:	
Zeo Nagseni	314,318.00	District Level (MC)	2,153,765.00
Bank Interest Refund from Schools	4,338,624.00	Salary of Resource Tr.	244,000.00
		IED	896,984.00
Grant refund from Zones/Schools		Seasonal Centre	756,000.00
Zeo Inderwal (Constt. Of resource room)	380,000.00	D:- Refund to SPD Office (Should be reconciled)	
Others Receipts	144,000.00	Bank Interest	16,511,585.00
		Closing Balance	
		Cash at bank	360,512,595.00
		Amount in transit	
Total	831,675,213.00	Total	831,675,213.00




District-Kishtwar

RECEIPTS AND PAYMENTS ACCOUNT OF ZONAL EDUCATION OFFICES FOR THE PERIOD FROM 01-04-2016 TO 31.03.2017

<u>PARTICULARS</u>	<u>Drabshalla</u>	<u>Kishtwar</u>	<u>Marwah</u>	<u>Nagseni</u>	<u>Paddar</u>	<u>Inderwal</u>	<u>Warwan</u>	<u>TOTAL</u>
RECEIPTS								
<u>Opening Balance</u>								
Cash in Hand								
Cash at Bank	17,088,623.00	5,278,799.66	30,861,685.00	3,712,513.00	7,822,753.00	7,818,564.00	13,676,871.00	86,259,808.66
Amt in transit (15-16)last year					20,670,872.00	1,111,300.00		21,782,172.00
<u>Received during the year:-</u>								
Grant in Aid Received	69,482,040.00	78,259,600.00	57,032,605.00	84,130,690.00	33,482,729.00	90,812,950.00	13,471,850.00	426,672,464.00
Bank Intt. Earned	867,463.00	527,393.00	1,150,640.00	414,537.00	350,379.00	868,451.00	171,147.00	4,350,010.00
Others:-							32,890.00	32,890.00
Bank Interest Received From schools						635,136.00		635,136.00
Grant Refunded by the schools	113,000.00	222,116.00	608,181.00		343,916.00	434,900.00		1,722,113.00
TOTAL	87,551,126.00	84,287,908.66	89,653,111.00	88,257,740.00	62,670,649.00	101,681,301.00	27,352,758.00	541,454,593.66
PAYMENTS								
<u>A. Inter Zone/KGBV Transfer</u>								
<u>B. Expenditure</u>								
Teacher Salary	65,548,526.00	82,104,946.00	60,269,060.00	85,119,348.00	35,875,063.00	77,369,443.00	23,668,185.00	429,954,571.00
Civil work	1,031,300.00		7,198,000.00	60,200.00			640,000.00	8,929,500.00
Innovation								
IED	20,000.00				15,429.00	7,700.00	4,000.00	47,129.00
Management Cost	70,000.00	74,497.00	11,750.00	70,000.00	411,450.00	34,755.00	70,000.00	742,452.00
REMS	283,595.00	363,576.00	457,775.00	257,511.00	742,850.00	462,935.00	128,413.00	2,696,655.00
State Component								
KGBV			1,384,334.00		908,250.00	1,327,950.00	1,918,550.00	5,539,084.00
<u>Refunds:-</u>								
<u>(a) Interest</u>								
Directly to SPD								
Directly to CEO		352,164.00	2,732,268.00	314,318.00	1,000,000.00		156,544.00	4,555,294.00
<u>(b) Grant</u>								
Directly to SPD								
Directly to CEO						380,000.00		380,000.00
Total Expenditure	66,953,421.00	82,895,183.00	72,053,187.00	85,821,377.00	38,953,042.00	79,582,783.00	26,585,692.00	452,844,685.00
<u>Closing Balance</u>								
<u>ZRP/KGBV</u>								
Cash in Hand								
Cash at Bank	20,597,705.00	1,392,726.00	17,599,924.00	2,436,363.00	3,046,735.00	20,987,218.00	767,066.00	66,827,737.00
Amt in transit (15-16)					20,670,872.00	1,111,300.00		21,782,172.00
TOTAL	87,551,126.00	84,287,909.00	89,653,111.00	88,257,740.00	62,670,649.00	101,681,301.00	27,352,758.00	541,454,594.00

Note: Amount in transit of Zone: Inderwal represents amount sanction in favor zone in earlier years but never released by the CEO to the concerned zone



UJALA SOCIETY
SARVA SHIKSHA ABHIYAN (J&K)
 Office of the Chief Education Officer Ramban

RECEIPTS & PAYMENTS ACCOUNT FOR THE PERIOD 01-04-2016 TO 31.03.2017

<u>Receipts</u>	<u>Amount(Rs.)</u>	<u>Payments</u>	<u>Amount(Rs.)</u>
Opening Balance		A: Disbursement to Zones	
Cash in Hand		Banihal	72,641,650.00
Cash at Bank	331,996,100.00	Batote	56,409,100.00
Amount in transit (2014-15)		Gool	60,190,850.00
KGBV Opening	6,881,320.00	Khari	53,281,480.00
		Ramban	72,216,500.00
		Ukhral	67,038,960.00
Grant-in-Aid Received From Ujala Society SSA(J&K)	363,020,700.00	Total Payments	381,778,540.00
Receipts from DC	35,405,000.00		
Bank Interest (earned in the bank account)	12,350,000.00		
		Disbursement to School	
Bank Interest refund from Zones		Civil works	44,960,300.00
Banihal	1,101,394.00		
Batote	381,812.00	Expenditure at CEO Level:	
Khari	312,868.00	Management cost	1,267,300.00
Ramban	855,923.00	Salary (CA, Auditor, JE AE, DE)	2,944,400.00
Gool	-	IED	582,100.00
Ukhral	2,313,571.00	KGBV Training	
Other grant refund from schools	2,037,152.00	Innovative	740,400.00
Civil Work		Refund to SPD Office	36,030,000.00
ZEO Gool (Civil work)		Closing Balance	
		Cash in Hand	
		Cash at Bank	288,352,800.00
		Amount in transit	
Total	756,655,840.00	Total	756,655,840.00


Sarva Shiksha Abhiyan
 Ramban
 J&K
 27/03/2017

65

District Ramban

RECEIPTS AND PAYMENTS ACCOUNT OF ZONAL EDUCATION OFFICES FOR THE PERIOD FROM 01-04-2016 TO 31.03.2017


Particulars	Banihal	Batote	Khari	Ramban	Gool	Ukhral	TOTAL
RECEIPTS							
<u>Opening Balance</u>							
In Hand							
At Bank	11,717,182.00	3,541,499.00	4,084,426.00	15,351,267.00	17,462,154.00	16,418,578.00	68,575,106.00
In transit (14-15) last year	27,000.00		18,400,000.00	11,445,057.00		71,300.00	29,943,357.00
<u>Received during the year:-</u>							
In Aid Received	72,641,650.00	-56,409,100.00	53,281,480.00	72,216,500.00	60,190,850.00	67,038,960.00	381,778,540.00
Intt. Earned	960,137.00	234,000.00	311,145.00	461,937.00	720,771.00	522,900.00	3,210,890.00
<u>Others:-</u>							
Interest Received From							
Sis	30,000.00	147,812.00	1,723.00	-	-	-	179,535.00
Refunded by the schools	491,500.00		1,100.00	973,350.00	669,606.00	-	2,135,556.00
Zone Transfer							
TOTAL	85,867,469.00	60,332,411.00	76,079,874.00	100,448,111.00	79,043,381.00	84,051,738.00	485,822,984.00
PAYMENTS							
<u>Inter Zone/KGBV Transfer</u>							
<u>Expenditure</u>							
Teacher Salary	63,883,003.00	49,952,306.00	35,540,099.00	62,917,479.00	59,744,414.00	56,451,532.00	328,488,833.00
	27,303.00	-	-	1,000.00	-	160,000.00	188,303.00
			8,027.00				8,027.00
Work	6,850,000.00	7,726,000.00	11,251,000.00	3,921,500.00	2,789,148.00	7,957,660.00	40,495,308.00
variation	66,625.00	94,000.00	-	3,118,438.00	20,000.00	6,964,715.00	10,263,778.00
		4,500.00	-	40,000.00	97,220.00	35,000.00	176,720.00
Management Cost	4,150,799.00	24,341.00	25,932.00	46,250.00	30,664.00	33,748.00	4,311,734.00
	734,444.00	1,003,500.00	2,632,100.00	-	5,932,412.00	-	10,302,456.00
	11,000.00			4,000.00			15,000.00
Component							
iv	1,701,528.00	798,247.00			1,512,275.00	378,800.00	4,390,850.00
(Math & science kits)	3,435.00						3,435.00
rest expenditure							
<u>Others:-</u>							
Interest							
Directly to SPD							
Directly to CEO	1,101,394.00	381,812.00	312,868.00	855,923.00	-	2,313,571.00	4,965,568.00
Grant							
Directly to SPD							
Directly to CEO					80,000.00		80,000.00
Total Expenditure	78,529,531.00	59,984,706.00	49,770,026.00	70,904,590.00	70,206,133.00	74,295,026.00	403,690,012.00
<u>Closing Balance</u>							
<u>KGBV</u>							
In Hand							
At Bank	7,310,938.00	347,705.00	7,909,848.00	18,098,464.00	8,837,248.00	9,685,412.00	52,189,615.00
In transit (14-15)	27,000.00		18,400,000.00	11,445,057.00		71,300.00	29,943,357.00
TOTAL	85,867,469.00	60,332,411.00	76,079,874.00	100,448,111.00	79,043,381.00	84,051,738.00	485,822,984.00



64


UJALA SOCIETY
SARVA SHIKSHA ABHIYAN (J&K)
Office of the Chief Education Officer Udhampur
RECEIPTS & PAYMENTS ACCOUNT FOR THE PERIOD 01-04-2016 TO 31-03-2017

<u>Receipts</u>	<u>Amount(Rs.)</u>	<u>Payments</u>	<u>Amount(Rs.)</u>
Opening Balance		A: Disbursement to Zones	
Cash in Hand		Babey	35,968,300.00
Cash at Bank	296,184,339.00	Chenani	96,187,675.00
Amount in transit (2014-15)	24,286,072.00	Dudu	67,585,750.00
		Ghordi	89,373,100.00
		Jib	74,301,000.00
		Kulwanta	68,527,800.00
Grant-in-Aid Received From Ujala Society SSA(J&K)	745,251,500.00	Majalta	32,897,850.00
Received from DDC	16,617,200.00	Pancheri	82,235,100.00
Others Receipts	457,026.00	Ramnagar	84,208,750.00
		Tikri	59,226,050.00
Bank Interest (earned in the bank account)	11,701,391.00	Udhampur	62,906,750.00
			753,418,125.00
Bank Interest refund from Zones :-		Disbursement to Schools	
Ghordi	1,369,085.00	Uniform	2,221,200.00
Majalta	900,939.00	Maintenance grant	8,555,000.00
Pancheri	389,974.00	School grant	10,465,000.00
Ramnagar	1,510,729.00	Civil work	24,773,000.00
Tikri	144,931.00		
Udhampur	825,063.00	Amount paid to XEN Pwd	3,000,000.00
Jib	1,200,000.00	B: Expenditure at CEO Level:	
Chenani	2,800,000.00	UDISE	80,220.00
Kulwanta	1,933,020.00	Salary	2,813,982.00
Other grant refund From Zones		IED	388,814.00
Babey (Teacher Training)	76,000.00	Management Cost	790,180.00
Ghordi (IED)	4,250.00	Salary of Resources TR.	312,000.00
Pancheri (Comm. Training)	25,000.00	Teachers Training	66,510.00
Udhampur (Civil Works)	679,600.00		
Udhampur (Seasonal Camp)	59,885.00		
	1,927,266.00	C:- Refund to SPD Office	
Bank Interest From Schools/ VECs		Interest	
Other Receipts from Schools /VEC		Bank Interest	21,371,853.00
Civil Works	2,281,501.00	Closing Balance	
Uniform	193,600.00	Cash in Hand	
Electricity	20,000.00	Cash at Bank	258,710,415.00
DED	184,000.00	Amount in transit (2014-15)	24,286,072.00
School Maintt. Grant	230,000.00		
Total	1,111,252,371.00	Total	1,111,252,371.00




DISTRICT-Udhampur
RECEIPTS AND PAYMENTS ACCOUNT OF ZONAL EDUCATION OFFICES FOR THE PERIOD FROM 01-04-2016 TO 31.03.2017

PARTICULARS	Babev	Chenani	Dudu	Ghordl	Jib	Kulwanta	Malaita	Panchard	Ramnagar	Tikri	Udhampur	TOTAL
RECEIPTS												
Opening Balance												
Cash in Hand												
Cash at Bank	3,936,928.00	13,409,248.00	9,729,166.00	5,316,565.00	6,424,123.00	5,102,316.00	2,003,818.00	1,580,214.00	5,483,655.00	4,355,975.00	3,077,099.00	60,419,107.00
Amt in transit (13-14)	1,256,988.00	522,660.00			189,848.00							1,969,496.00
Received During The Year:-												
Grant in Aid Received	35,968,300.00	96,187,675.00	67,585,750.00	89,373,100.00	74,301,000.00	68,527,600.00	32,897,650.00	82,235,100.00	84,208,750.00	59,226,050.00	62,906,750.00	753,418,125.00
Bank Intt. Earned	211,828.00	816,808.00	417,506.00	235,899.00	487,797.00	705,230.00	121,055.00	124,435.00	412,919.00	192,630.00	266,303.00	3,992,410.00
Others:-												
Bank Interest Received From sch	165,344.00	53,000.00	92,203.00	491,639.00	135,923.00		448,608.00	511,535.00	479,473.00	7,962.00	613,673.00	2,999,360.00
Grant Refunded by the schools	230,584.00			6,500.00	1,327,205.00			27,299.00	82,586.00	114.00	1,769,025.00	3,443,313.00
TOTAL	41,769,972.00	110,989,391.00	77,824,625.00	95,423,703.00	82,865,896.00	74,335,346.00	35,471,331.00	84,478,583.00	90,667,383.00	63,782,731.00	68,632,850.00	826,241,811.00
PAYMENTS												
A. Inter Zone Transfer												
B. Expenditure												
Teacher Salary	37,404,610.00	95,798,777.00	65,777,989.00	83,760,866.00	72,509,319.00	62,470,168.00	32,464,218.00	78,412,594.00	86,735,678.00	59,505,133.00	63,324,798.00	738,154,150.00
BRC								108,800.00				108,800.00
CRC												
Civil work		235,000.00			273,000.00				152,000.00			660,000.00
Innovation	37,594.00	3,550.00					69,490.00	240,000.00		20,362.00		370,996.00
IED	19,240.00	322,840.00	46,030.00	55,450.00	370,750.00	42,630.00	463,150.00	89,100.00	52,100.00	268,000.00	255,300.00	1,984,590.00
Management Cost	9,094.00	57,169.00	397,639.00	47,349.00	75,861.00	227,500.00	31,409.00	271,300.00	39,483.00	44,166.00	27,902.00	1,228,872.00
REMS			223,200.00	501,185.00	175,000.00	258,988.00			591,834.00			2,588,446.00
CAL	24,011.00		25,000.00	6,868.00				25,000.00			24,900.00	105,779.00
State Component												
KGBV		430,800.00	2,220,430.00	2,222,500.00		99,000.00		925,200.00				5,897,930.00
LEP (math & science kits)												
Interest Exps.												
Refunds:-												
(a) Interest												
Directly to SPD												
Directly to CEO		2,800,000.00		1,369,085.00	1,200,000.00	1,933,020.00	900,939.00	389,974.00	1,510,729.00	144,931.00	825,063.00	11,073,741.00
(b) Grant												
Directly to SPD												
Directly to CEO	200,000.00										679,600.00	879,600.00
Total Expenditure	37,694,549.00	99,648,136.00	68,690,288.00	87,953,303.00	74,603,930.00	65,031,306.00	33,929,206.00	80,481,968.00	89,081,624.00	59,982,592.00	65,975,802.00	783,052,904.00
Closing Balance												
ZRP/KGBV												
Cash in Hand												
Cash at Bank	2,818,435.00	10,818,595.00	9,134,337.00	7,470,400.00	8,072,119.00	9,304,040.00	1,542,125.00	4,016,615.00	1,585,559.00	3,800,139.00	2,657,048.00	61,219,412.00
Amt in Transit (14-15)	1,256,988.00	522,660.00			189,847.00							1,969,495.00
TOTAL	41,769,972.00	110,989,391.00	77,824,625.00	95,423,703.00	82,865,896.00	74,335,346.00	35,471,331.00	84,478,583.00	90,667,383.00	63,782,731.00	68,632,850.00	826,241,811.00


SMAJ & CO'S
 Chartered Accountants
 Partner
 No. 514200


UJALA SOCIETY
SARVA SHIKSHA ABHIYAN (J&K)
Office of the Chief Education Officer, Reasi
RECEIPTS & PAYMENTS ACCOUNT FOR THE PERIOD 01-04-2016 TO 31.03.2017

<u>Receipts</u>	<u>Amount(Rs.)</u>	<u>Payments</u>	<u>Amount(Rs.)</u>
Opening Balance		A: Disbursement to Zones	
Cash in Hand	31.00	Arnas	57,223,500.00
Cash at Bank	105,719,953.00	Chassana	104,640,500.00
Amount in transit (2014-15)		Chinkah	49,343,380.00
		Mahore	150,702,265.00
		Pouni	54,212,300.00
Grant-in-Aid Received From Ujala Society SSA(J&K)	495,494,140.00	Reasi	70,839,500.00
Received from DC	11,631,200.00		
Bank Interest	4,103,434.00	Total Payments	486,961,445.00
Bank Interest refund from Zones		C: Expenditure at CEO Level:	
Arnas	-	Salary	1,634,550.00
Chassana	-	BRC/ CRC (Salary)	-
Chinkah	-	Aids & Appliances (IED)	554,127.00
Mahore	-	Management cost	191,125.00
Pouni	-	innovation	26,404,482.00
Reasi	2,227,613.00	Civil Works (Direct to School A/c)	100,000.00
		D:- Refund to SPD Office	
Other Grant Refunds		Interest	3,900,000.00
		Closing Balance	
		Cash in Hand	31.00
		Cash at Bank	99,430,611.00
		Amount in transit (2015-16)	
Total	619,176,371.00	Total	619,176,371.00


BISMAJ & CO. S
Chartered Accountants
Partner
M. No. 514200

DISTRICT REASI
RECEIPTS AND PAYMENTS ACCOUNT OF ZONAL EDUCATION OFFICES FOR THE PERIOD FROM 01.04.2016 TO 31.03.2017


PARTICULARS	Arnas	Chassana	Chinkah	Mahore	Pouni	Reasi	Total
RECEIPTS							
Opening Balance							
ZRP/KGBV							
Cash in Hand							
Cash at Bank	41,034,852.00	20,642,840.00	37,567,812.00	17,657,069.00	15,869,342.00	14,288,237.00	147,060,152.00
Amt in transit (14-15)				24,157,000.00		6,057,193.00	30,214,193.00
Received During The Year:-							
Grant in Aid Received	57,223,500.00	104,640,500.00	49,343,380.00	150,702,265.00	54,212,300.00	70,839,500.00	486,961,445.00
Bank Intt. Earned	1,339,474.00	649,772.00	1,559,953.00	844,703.00	558,384.00	573,819.00	5,526,105.00
Others:-							
Bank Interest Received From schools			10,145.00		330,730.00	186,485.00	527,360.00
Grant Refunded by the schools					1,540,000.00	182,754.00	1,722,754.00
Inter Zone Transfer							
Reverse entry to rectify the clerical error							
TOTAL	99,597,826.00	125,933,112.00	88,481,290.00	193,361,037.00	72,510,756.00	92,127,988.00	672,012,009.00
PAYMENTS							
A. Inter Zone Transfer							
B. Expenditure							
Teacher Salary	57,447,800.00	105,544,034.00	49,169,377.00	144,009,245.00	59,503,552.00	67,740,000.00	483,414,008.00
BRC					94,800.00		94,800.00
CRC					1,130,000.00	2,705,000.00	27,691,288.00
Civil work	7,881,473.00	2,169,000.00	2,880,408.00	10,925,407.00		852,478.00	2,651,678.00
Innovation	517,500.00	727,700.00		554,000.00			
IED							
Management Cost	14,850.00	6,500.00	552,900.00	124,150.00	17,500.00	136,200.00	852,100.00
REMS							
CAL							
State Component							
KGBV		495,000.00					495,000.00
LEP (math & science kits)							
Refunds:-							
(a) Interest							
Directly to SPD							
Directly to CEO					2,227,613.00		2,227,613.00
(b) Grant							
Directly to SPD							
Directly to CEO							
Total Expenditure	65,861,623.00	108,942,234.00	52,602,685.00	155,612,802.00	62,973,465.00	71,433,678.00	517,426,487.00
Closing Balance							
ZRP/KGBV							
Cash in Hand							
Cash at Bank	33,736,203.00	16,990,878.00	35,878,605.00	13,591,235.00	9,537,291.00	14,637,117.00	124,371,329.00
Head Load state Component							
Amt in transit (15-16)				24,157,000.00		6,057,193.00	30,214,193.00
TOTAL	99,597,826.00	125,933,112.00	88,481,290.00	193,361,037.00	72,510,756.00	92,127,988.00	672,012,009.00



UJALA SOCIETY
SARVA SHIKSHA ABHIYAN (J&K)
Office of the Chief Education Officer Samba

RECEIPTS & PAYMENTS ACCOUNT FOR THE PERIOD 01-04-2016 TO 31-03-2017


<u>Receipts</u>	<u>Amount(Rs.)</u>	<u>Payments</u>	<u>Amount(Rs.)</u>
Opening Balance		A: Disbursement to Zones	
Cash in Hand	468.00	ZEO Samba	38,645,350.00
Cash at Bank	13,536,041.00	ZEO Vijaypur	33,811,550.00
		ZEO Ghagwal	22,377,500.00
Amount in transit (2014-15)	772,970.00	ZEO Ramgarh	26,685,600.00
		ZEO Parmandal	24,300,088.00
		Total Payments	145,820,088.00
		B: Disbursement to Schools	
Grant-in-Aid Received From Ujala Society SSA(J&K)	179,026,020.00	IED	20,555.00
		Civil Work	487,162.00
Bank Interest (earned in the bank account)	812,692.00	DIET Samba	20,000.00
		Salary	1,126,000.00
		Uniforms	8,400.00
Bank Interest refund from Zones & Schools		C: CEO Level Exps.	
ZEO Samba	155,923.00	UDISE	30,990.00
ZEO Vijaypur	198,653.00	Salary	1,821,000.00
ZEO Ghagwal	290,747.00	IED	283,349.00
ZEO Ramgarh	230,605.00	Management Cost	273,228.00
ZEO Parmandal	201,345.00	Teachers Training	215,413.00
Interest from School	362,828.00		
Others Grant Refund From Zones		D:- Refund to SPD Office	
ZEO Ramgarh	82,000.00	Ret. D.Ed	51,000.00
ZEO Samba	23,443.00	Bank interest	2,089,104.00
ZEO Parmandal	20,000.00		
ZEO Vijaypur	7,945,000.00		
Others Grant		Closing Balance	
Ret. D.Ed	51,000.00	Cash in Hand	468.00
Grant refund by school	2,467,244.00	Cash at Bank	53,407,252.00
		Amount in transit (2015-16)	772,970.00
Grant From DDC			
Management Cost	250,000.00		
Total	206,426,979.00	Total	206,426,979.00


 CA Mohd Iqbal Untoo
 Partner
 No. 12/1200
 Samba
 J&K
 CHARTERED ACCOUNTANTS

District Samba


RECEIPTS AND PAYMENTS ACCOUNT OF ZONAL EDUCATION OFFICES FOR THE PERIOD FROM 01-04-2016 TO 31.03.2017

PARTICULARS	Samba	Ramgarh	Vijaypur	Purmandal		Ghaqwal		TOTAL
				Ceo Samba	Ceo Jammu	Ceo Samba	Ceo Kathua	
RECEIPTS								
Opening Balance								
Cash in Hand								
Cash at Bank	2,610,474.00	4,757,866.00	53,236,437.00	2,604,462.00	2,213,212.00	38,358,159.00	3,947,663.00	107,728,273.00
Amt in transit (14-15)last year								
Received during the year:-								
Grant in Aid Received	38,645,350.00	26,685,600.00	33,811,550.00	24,300,088.00	7,106,082.00	22,377,500.00	4,268,900.00	157,195,070.00
Bank Intt. Earned		132,622.00	150,359.00	123,349.00	70,387.00	172,534.00	26,000.00	675,251.00
Others:-								
Bank Interest Received From schools		49,967.00	29,329.00	53,018.00	45,435.00	113,749.00		291,498.00
Grant Refunded by the schools			423,505.00	37,302.00	5,000.00	75,000.00	22,000.00	562,807.00
Inter Zone Transfer			137,776.00					137,776.00
TOTAL	41,255,824.00	31,626,055.00	87,788,956.00	27,118,219.00	9,440,116.00	61,096,942.00	8,264,563.00	266,590,675.00
PAYMENTS								
A. Inter Zone/KGBV Transfer		137,776.00						137,776.00
B. Expenditure								
Teacher Salary		24,761,642.00	33,695,141.00	22,245,270.00	7,721,494.00	18,952,450.00	4,371,205.00	111,747,202.00
BRC		17,224.00		201,000.00	92,400.00	209,895.00		520,519.00
CRC								
Civil work		2,377,600.00	43,000.00	1,147,000.00		1,870,000.00		5,437,600.00
Innovation		774,800.00	1,064,944.00	74,288.00		28,784.00		1,942,816.00
IED		27,480.00						27,480.00
Management Cost		17,753.00	31,972.00	20,938.00		54,117.00		124,780.00
REMS		355,000.00		943,000.00	32,000.00			1,330,000.00
State Component								
KGBV								
SP (math & science kits)					91.00			91.00
Interest expenditure								
Refunds:-								
(a)Interest								
Directly to SPD								
Directly to-CEO	155,923.00	230,605.00	198,653.00	201,345.00	141,905.00	290,747.00	105,135.00	1,324,313.00
(b) Grant								
Directly to SPD								
Directly to CEO	23,443.00	82,000.00	7,945,000.00	20,000.00	21,600.00			8,092,043.00
Total Expenditure	179,366.00	28,781,880.00	42,978,710.00	24,852,841.00	8,009,490.00	21,405,993.00	4,476,340.00	130,684,620.00
Closing Balance								
ZRP/KGBV								
Cash in Hand								
Cash at Bank	41,076,458.00	2,844,175.00	44,810,246.00	2,265,378.00	1,430,626.00	39,690,949.00	3,788,223.00	135,906,055.00
Amt in transit (14-15)								
TOTAL	41,255,824.00	31,626,055.00	87,788,956.00	27,118,219.00	9,440,116.00	61,096,942.00	8,264,563.00	266,590,675.00




UJALA SOCIETY
SARVA SHIKSHA ABHIYAN (J&K)
Office of the Chief Education Officer Rajouri, District Rajouri
Receipts & Payments Account For The Period 01-04-2016 to 31-03-2017

<u>Receipts</u>	<u>Amount(Rs.)</u>	<u>Payments</u>	<u>Amount(Rs.)</u>
<u>Opening Balance</u>		Zone Rajouri	58,513,400.00
Cash in Hand	-	Zone Doongi	47,691,100.00
Cash at Bank	327,712,668.00	Zone Baljarallan	60,265,900.00
Amount in transit (2013-14)	13,954,849.00	Zone Manjakote	77,914,400.00
		Zone Thanamandi	50,499,600.00
Grant-in-Aid Received From Ujala Society SSA(J&K)	754,048,806.00	Zone Darhal	42,587,660.00
Received from DC	51,296,300.00	Zone Peeri	67,130,700.00
		Zone Koteranka	74,040,500.00
Bank Interest	10,884,568.00	Zone Khawas	55,616,400.00
		Zone Kalakote	67,503,100.00
Interest Refund from Zones		Zone Moghla	39,745,050.00
Zone Rajouri	-	Zone Sunderbani	34,150,000.00
Zone Doongi	-	Zone Lower Hathal	35,928,300.00
Zone Baljarallan	472,196.00	Zone Nowshera	56,566,650.00
Zone Manjakote	-	Zone Dandesar	47,711,100.00
Zone Thanamandi	144,510.00	Total Payments	815,863,860.00
Zone Darhal	1,351,709.00	<u>Expenses at District Office:</u>	
Zone Peeri	-	CWSN+ Salary of resources tr	1,877,440.00
Zone Koteranka	435,000.00	Salary to staff	2,445,550.00
Zone Khawas	-	Training of resources	23,364.00
Zone Kalakote	-	Inovation (Tlash)	90,000.00
Zone Moghla	-	Mgt. cost	641,336.00
Zone Sunderbani	697,000.00	Seasonal centres	149,066.00
Zone Lower Hathal	450,000.00	Other refunded to SPD	4,258,970.00
Zone Nowshera	263,973.00	Transferred Interest to SPD Office	19,755,706.00
Zone Dandesar	463,679.00		
		<u>Closing Balance</u>	
Interest received from Sch	124,315.00	Cash in Hand	
Others Receipts	542,200.00	Cash at Bank	303,781,632.00
			13,954,849.00
Total	1,162,841,773.00	Total	1,162,841,773.00



DISTR
RECEIPTS AND PAYMENTS ACCOUNT OF ZONAL EDUCATI


PARTICULARS	Rajouri	Peeri	Kalakote	Sunderbani	Lowerhathal	Khawas	Koteranka
ZRP Account							
Cash in Hand							
Cash at Bank	6,432,139.00	8,187,535.00	23,959,689.00	11,953,751.00	2,431,035.00	39,076,237.00	4,922,596.00
Amount in transit	3,399,200.00		5,768,344.00	2,099,100.00	838,700.00		316,999.00
Garnt in aid received	58,513,400.00	67,130,700.00	67,503,100.00	34,150,000.00	35,928,300.00	55,616,400.00	74,040,500.00
Bank Intt	453,908.00	371,278.00	863,069.00	358,120.00	318,484.00	1,854,945.00	401,197.00
Others	27,187.00	50,000.00		76,926.00			
Amt in transit							
Reverse entry to rectify the clerical error				2,000.00	54,600.00		66,500.00
TOTAL	68,825,834.00	75,739,513.00	98,094,202.00	48,639,897.00	39,571,119.00	96,547,582.00	79,747,792.00
PAYMENTS							
Teacher Salary	54,496,966.00	54,380,336.00	74,756,012.00	36,987,870.00	31,309,432.00	46,500,836.00	63,329,001.00
BRC	-	-	-	-	-	-	-
CRC	-	-	-	-	-	-	-
Civil work	1,333,320.00	7,312,000.00	1,570,928.00	1,647,000.00	2,916,000.00	3,885,511.00	
Innovation	-	4,456,800.00	3,151,300.00	2,152,500.00	2,500,900.00	4,163,780.00	5,690,100.00
IED	105,600.00	19,300.00	-	14,019.00	16,000.00		16,000.00
Management Cost	181,000.00	534,010.00	325,010.00	307,000.00	334,800.00	508,723.00	334,800.00
REMS	4,167,850.00	503,170.00	-	303,600.00	353,300.00		493,286.00
CAL			35,100.00				42,300.00
State Component							
KGBV						787,452.00	
LEP (math & science kits)							
NEPGEI							
Interest Refund CEO				697,000.00	450,000.00		435,000.00
Refund to SPD/ CEO Office							
Total Expenditure	60,284,736.00	67,205,616.00	79,838,350.00	42,108,989.00	37,880,432.00	55,846,302.00	70,340,487.00
Closing Balance							
ZRP/KGBV							
Cash in Hand							
Cash at Bank	5,141,898.00	8,533,897.00	12,487,508.00	4,431,808.00	851,987.00	40,701,280.00	9,090,306.00
Amt in transit (13-14)	3,399,200.00		5,768,344.00	2,099,100.00	838,700.00		316,999.00
opening balance diff.							
TOTAL	68,825,834.00	75,739,513.00	98,094,202.00	48,639,897.00	39,571,119.00	96,547,582.00	79,747,792.00




ICT-RAJOURI

ON OFFICES FOR THE PERIOD FROM 01-04-2016 TO 31.03.207

Nowshera	Dandesar	Dharal	Thannamandi	Bajarallan	Mougla	Doongi	Mania Kote	Total
4,707,234.00	4,683,798.00	10,963,765.00	82,516,555.00	7,978,780.00	12,929,740.00	16,520,906.00	7,164,804.00	244,428,564.00
7,011,700.00	2,298,500.00				9,033,900.00			30,766,443.00
56,566,650.00	47,711,100.00	42,587,660.00	50,499,600.00	60,265,900.00	39,745,050.00	47,691,100.00	77,914,400.00	815,863,860.00
282,172.00	337,819.00	169,480.00	865,308.00	429,575.00	674,254.00	715,069.00		8,094,678.00
	98,119.00			11,000.00	57,010.00	67,626.00		387,868.00
				3,000.00		51,620.00		177,720.00
68,567,756.00	55,129,336.00	53,720,905.00	133,881,463.00	68,688,255.00	62,439,954.00	65,046,321.00	85,079,204.00	1,099,719,133.00
53,603,477.00	43,873,082.00	40,500,450.00	37,589,007.00	54,219,427.00	35,324,974.00	40,947,714.00		667,818,584.00
454,500.00	315,000.00	3,364,500.00	6,568,618.00	1,028,200.00	1,297,000.00			31,692,577.00
3,482,950.00	2,808,900.00	2,563,729.00	4,982,300.00	1,990,000.00	2,793,200.00	3,437,740.00		44,174,199.00
9,400.00	12,000.00	20,000.00	20,000.00	4,000.00	20,000.00	22,500.00		278,819.00
479,740.00	340,000.00	292,019.00	264,320.00	329,886.00	354,800.00	116,050.00		4,702,158.00
421,893.00	470,700.00	346,940.00	586,200.00	1,918,325.00	410,332.00	143,572.00		10,119,168.00
74,250.00		54,000.00			47,250.00			252,900.00
			696,347.00		1,076,172.00	1,273,100.00		3,833,071.00
						2,820.00		2,820.00
263,973.00	463,679.00	1,351,709.00	144,510.00	472,196.00				4,278,067.00
58,790,183.00	48,283,361.00	48,493,347.00	50,851,302.00	59,962,034.00	41,323,728.00	45,943,496.00		767,152,363.00
2,765,873.00	4,547,475.00	5,227,558.00	83,030,161.00	8,726,221.00	12,082,326.00	19,102,825.00	85,079,204.00	301,800,327.00
7,011,700.00	2,298,500.00				9,033,900.00			30,766,443.00
68,567,756.00	55,129,336.00	53,720,905.00	133,881,463.00	68,688,255.00	62,439,954.00	65,046,321.00	85,079,204.00	1,099,719,133.00




UJALA SOCIETY SARVA SHIKSHA ABHIYAN (J&K) Office of the Chief Education Officer, Poonch RECEIPTS & PAYMENTS ACCOUNT FOR THE PERIOD 01-04-2016 TO 31-03-2017			
<u>Receipts</u>	<u>Amount(Rs.)</u>	<u>Payments</u>	<u>Amount(Rs.)</u>
Opening Balance		A: Disbursement to Zones	
Cash in Hand	-	Baffliaz	77,329,910.00
Cash at Bank	344,827,805.76	Ballakote	54,200,080.00
		Harni	33,847,850.00
Amount in transit (2014-15)		Kunoyian	37,129,200.00
		Mandi	77,517,800.00
		Mankote	60,610,250.00
		Mendhar	84,475,092.00
		Nangali	53,159,450.00
		Poonch	42,444,540.00
		Sathra	45,730,000.00
		Surankote	124,080,060.00
Grant-in-Aid Received From Ujala Society SSA(J&K)	728,913,900.00	Total Payments	690,524,232.00
Received from CEO Pulwama Uniform	11,021,012.00	Teacher Training (Disbursed to CH)	3,416,880.00
Interest on DRG Account	7,735.00	Release To Schools	43,450,400.00
Bank Interest	14,830,685.00		
Bank Interest refund from Zones		C: Expenditure at CEO Level:	
Baffliaz	-	Salary	2,364,000.00
Ballakote	621,457.00	BRC/ CRC (Salary)	-
Harni	-	Aids & Appliances (IED)	707,052.00
Kunoyian	-	Management cost	165,853.00
Mandi	2,690,221.00	UDISE	79,252.00
Mankote	991,853.00	Teacher Training	605,047.00
Mendhar	192,846.00	m	-
Nangali	351,088.00		
Poonch	1,900,000.00	D:- Refund to SPD Office	23,000,000.00
Surankote	676,052.00	Closing Balance	
Interest From Schools	239,411.00	Cash in Hand	-
KGVB Interest (Nagali)	214,298.00	Cash at Bank	345,698,883.76
KGVB Interest (Surankote)	213,330.00		
KGVB Interest (Mendhar)	108,276.00	Amount in transit (2015-16)	-
Other Grants Refund			
Schools	2,211,630.00		
Total	1,110,011,599.76	Total	1,110,011,599.76



DISTRICT POONCH
RECEIPTS AND PAYMENTS ACCOUNT OF ZONAL EDUCATION OFFICES FOR THE PERIOD FROM 01.04.2016 TO 31.03.2017

PARTICULARS	Bafiaz	Balakote	Harni	Kanoyian	Monkote	Mandi	Mendhar	Nangali	Poonch	Sathra	Surankote,	Total
RECEIPTS												
Opening Balance												
ZRP/KGBV												
Cash in Hand												
Cash at Bank	8,585,627.00	15,358,211.00	4,153,462.00	2,130,490.00	9,436,737.00	614,646.00	2,606,639.00	4,472,574.00	74,246,460.00	4,547,365.00	11,812,607.00	137,964,818.00
Amt in transit (14-15)	9,565,000.00		15,350,100.00	7,248,790.00			23,304,734.00	22,805,490.00		14,250,000.00	17,439,563.00	109,963,677.00
Received During The Year:-												
Grant in Aid Received	77,329,910.00	54,200,080.00	33,847,850.00	37,129,200.00	60,610,250.00	77,517,800.00	84,475,092.00	53,159,450.00	42,444,540.00	45,730,000.00	124,080,060.00	690,524,232.00
Bank Intt Earned	463,598.00	495,717.00	312,186.00	84,343.00	564,183.00	2,598,025.00	179,393.00	146,657.00	568,434.00	148,610.00	347,671.00	5,908,817.00
Others:-												
Bank Interest Received From schools												
Grant Refunded by the schools	365,882.00				28,494.00			36,095.00	3,600.00			434,071.00
Inter Zone Transfer												
Reverse entry to rectify the clerical error				278,840.00								278,840.00
TOTAL	96,310,017.00	70,054,008.00	53,663,598.00	46,871,663.00	70,639,664.00	80,730,471.00	110,565,858.00	80,620,266.00	117,263,034.00	64,675,975.00	153,679,901.00	945,074,455.00
PAYMENTS												
A. Inter Zone Transfer												
B. Expenditure												
Teacher Salary	77,724,945.00	54,525,528.00	33,038,875.00	35,564,065.00	64,248,966.00	71,690,513.00	78,345,948.00	51,789,253.00	105,953,641.00	46,249,433.00	124,217,051.00	743,348,218.00
BRC												
CRC												
Civil work		742,000.00		105,000.00				65,000.00				912,000.00
Innovation	3,355,660.00	1,762,400.00	1,554,642.00	1,935,017.00	2,324,000.00	3,031,765.00	2,702,225.00	1,883,800.00	2,118,931.00	1,793,300.00	5,121,960.00	27,563,700.00
IED	23,500.00	16,800.00	17,000.00	9,000.00	24,000.00	35,710.00	38,500.00		27,760.00	15,500.00	48,600.00	256,370.00
Management Cost	304,315.00	478,500.00	337,458.00	256,215.00		551,817.00	40,000.00	321,950.00	529,269.00	20,000.00	37,000.00	2,876,524.00
REMS												
CAL												
State Component												
KGBV		1,910,900.00				1,375,730.00	1,040,240.00	978,500.00			3,089,000.00	6,394,370.00
LEP (math & science kits)												
Refunds:-												
(a) Interest												
Directly to SPD												
Directly to CEO		621,457.00			991,853.00	2,690,221.00	192,846.00	214,298.00	1,900,000.00		676,052.00	7,286,727.00
(b) other grant												
Directly to SPD												
Directly to CEO												
Total Expenditure	81,388,420.00	60,057,585.00	34,947,975.00	37,869,297.00	67,588,819.00	79,375,756.00	82,359,759.00	55,252,801.00	110,529,601.00	48,078,233.00	133,189,663.00	790,637,909.00
Closing Balance												
ZRP/KGBV												
Cash in Hand												
Cash at Bank	5,356,597.00	9,996,423.00	3,365,523.00	1,753,576.00	3,050,849.00	1,354,715.00	1,490,365.00	2,561,975.00	5,704,124.00	2,347,732.00	2,431,409.00	42,824,594.00
Amt in transit (14-15)	9,565,000.00		15,350,100.00	7,248,790.00			23,304,734.00	22,805,490.00	1,029,009.00	14,250,000.00	18,058,829.00	111,611,952.00
TOTAL	96,310,017.00	70,054,008.00	53,663,598.00	46,871,663.00	70,639,664.00	80,730,471.00	110,565,858.00	80,620,266.00	117,263,034.00	64,675,975.00	153,679,901.00	945,074,455.00




Consolidated Receipt and Payments Accounts of CEO Districts

RECEIPTS	Doda	Jammu	Kathua	Kishtwar	Poonch	Rajouri
Opening balances						
In Hand						
At Bank	279,866,578.00	100,265,618.00	212,448,995.00	308,830,119.00	344,827,805.76	327,712,668.00
Persist		9,874,187.00	18,907,348.00			13,954,849.50
Not Received from SSA	633,224,430.00	522,724,810.00	633,371,570.00	496,999,400.00	728,913,900.00	754,048,806.00
Per HO Jammu						
Reference						
Interest	4,756,462.00	2,809,607.00	8,388,984.00	12,871,855.00	14,838,420.00	10,884,568.00
Pers	54,003.00			144,000.00		51,838,500.00
Rest Refunds	8,032,548.00	4,538,409.58	3,561,777.00	8,111,215.00	7,286,727.00	4,278,067.00
Ints Refund		1,696,312.00	1,189,000.00	380,000.00		
Not considered earlier						
Rest Refund from school			2,735,518.00	4,338,624.00	912,105.00	124,315.00
And grant from school		2,780,440.00	6,619,588.00		2,211,630.00	
From districts transfer					11,021,012.00	
Total Receipts	925,934,021.00	644,689,383.58	887,222,780.00	831,675,213.00	1,110,011,599.76	1,162,841,773.50
EXPENDITURES						
Transfers to Zones/others	681,426,502.00	477,804,252.00	483,711,869.00	426,672,464.00	690,524,232.00	815,863,860.00
From districts transfer						
Reference						
Teacher Salary		3,871,953.00		244,000.00	2,364,000.00	
Work	77,556,824.00	36,794,639.00	40,586,000.00	2,304,988.00	43,450,400.00	
Provision						113,364.00
Management Cost	1,648,024.00	1,106,171.00	604,420.00	896,984.00	707,052.00	
Management Cost	3,902,455.00	12,210,350.00	3,748,954.00	2,153,765.00	165,853.00	4,964,326.00
Provision	5,864,500.00					149,066.00
Provision (math & science kits)						
Provision (Provision)		364,000.00	20,932,400.00	12,231,600.00		
Panchayat Officer				34,217.00		
Provision Grant	118,285.00	7,006,000.00		6,038,615.00		
Maintenance grant		97,000.00	155,717.00	756,000.00	79,252.00	
Teacher Training	414,810.00	75,000.00	215,000.00	3,318,400.00		
Provision:-			2,803,046.00		4,021,927.00	
Interest						
Directly to SPD	20,689,044.00	8,177,927.00	18,200,000.00	16,511,585.00	23,000,000.00	19,755,706.00
Grant						
Directly to SPD	54,000.00					4,258,970.00
Management Exp. at District level						
Total Expenditure	791,674,444.00	547,507,292.00	570,957,406.00	471,162,618.00	764,312,716.00	845,105,292.00
Closing Balances						
In Hand		1,899.00				
At Bank	134,259,577.00	87,872,420.00	297,358,026.00	360,512,595.00	345,698,883.76	303,781,632.00
Persist		9,307,772.58	18,907,348.00			13,954,849.50
Balance						
Total Closing Balances	925,934,021.00	644,689,383.58	887,222,780.00	831,675,213.00	1,110,011,599.76	1,162,841,773.50




Jammu Division	Ramban	Reasi	Samba	Udhampur	TOTAL
REPTS					
Opening balances					
In Hand			468.00		468.00
At Bank	331,996,119.00	105,719,953.00	13,536,041.00	296,184,339.00	2,321,388,235.76
Consist	25,940,873.00		772,970.00	24,286,072.00	93,736,299.50
Amount Received from SSA	363,020,700.00	495,494,140.00	179,026,020.00	745,251,500.00	5,552,075,276.00
Per HO Jammu					
Reference					
Bank Interest	12,350,000.00	4,103,434.00	812,692.00	11,701,391.00	83,517,413.00
Others	35,405,000.00	11,631,200.00	2,768,244.00	17,074,226.00	118,915,173.00
Interest Refunds	4,965,568.00	2,227,613.00	1,440,101.00	11,073,741.00	55,515,766.58
				1,927,266.00	1,927,266.00
Grants Refund			8,070,443.00	2,909,101.00	14,244,856.00
Amounting not considered earlier	6,881,320.00				6,881,320.00
Interest Refund from school					8,110,562.00
Unaided grant from school	2,037,152.00			844,735.00	14,493,545.00
Transfer from districts					11,021,012.00
Total	782,596,732.00	619,176,340.00	206,426,979.00	1,111,252,371.00	8,281,827,192.84
EXPENDITURES					
Grants to Zones/others	381,778,540.00	486,961,445.00	145,820,088.00	753,418,125.00	5,343,981,377.00
Transfer from districts					
Reference					
Teacher Salary	2,944,400.00	1,634,550.00	1,126,000.00	3,125,982.00	15,310,885.00
Work	44,960,300.00	100,000.00	487,162.00	24,773,000.00	271,013,313.00
Provision	740,400.00	26,404,482.00			27,258,246.00
	582,100.00	554,127.00	303,904.00	388,814.00	6,791,596.00
Management Cost	1,267,300.00	191,125.00	2,094,228.00	790,180.00	31,488,536.00
IS					
IC					
IV				3,000,000.00	8,864,500.00
(math & science kits)					
Form			8,400.00	2,221,200.00	35,757,600.00
			20,000.00		54,217.00
At. Panchayat Officer					
Block Grant				10,465,000.00	23,627,900.00
SE			30,990.00	80,220.00	1,199,179.00
Maintenance grant				8,555,000.00	12,163,400.00
Teacher Training			215,413.00	66,510.00	7,521,706.00
Grants:-					
Interest					
Directly to SPD	36,030,000.00	3,900,000.00	2,140,104.00	21,371,853.00	169,776,219.00
Grant					
Directly to SPD					4,312,970.00
Management Exp. at District level					
Total	468,303,040.00	519,745,729.00	152,246,289.00	828,255,884.00	5,959,270,710.00
Closing Balances					
In Hand			468.00		2,367.00
At Bank	288,352,800.00	99,430,611.00	53,407,252.00	258,710,415.00	2,229,384,211.76
Consist	25,940,892.00		772,970.00	24,286,072.00	93,169,904.08
Balance					
Total	782,596,732.00	619,176,340.00	206,426,979.00	1,111,252,371.00	8,281,827,192.84




Consolidated Receipt and Payments Accounts of Districts/Zones

<u>RECEIPTS</u>	Doda	Jammu	Kathua	Kishtwar	Poonch	Rajouri
Opening balances						
NPEGL						
ZRP/KGBV						
Cash in Hand		17,800.00				
Cash at Bank	85,350,607.00	183,618,010.85	79,143,154.28	86,259,808.66	137,964,818.00	244,428,564.00
Transist	108,248,349.00	30,445,493.00	2,336,438.00	21,782,172.00	109,963,677.00	30,766,443.00
Grant Received						
from SSA J&K	681,426,502.00	477,804,252.00	479,442,969.00	426,672,464.00	690,524,232.00	815,863,860.00
Bank Interest	9,043,932.00	4,708,541.00	3,375,666.00	4,350,010.00	5,908,817.00	8,094,678.00
Interest refund	2,879,511.00	1,112,907.74	755,264.00	635,136.00		
Grants refund	4,661,032.00	1,498,502.18	4,287,193.00	1,722,113.00	434,071.00	
others			35,722.00	32,890.00	278,840.00	565,588.00
inter district						
Total	891,609,933.00	699,205,506.77	569,376,406.28	541,454,593.66	945,074,455.00	1,099,719,133.00
PAYMENTS						
interzone						
Teacher Salary	645,077,010.00	510,352,407.00	463,948,771.00	429,954,571.00	743,348,218.00	667,818,584.00
BRG	186,770.00	2,176,252.00				
CRC		138,100.00				
Civil work	399,169.00	423,100.00	4,733,000.00	8,929,500.00	912,000.00	31,692,577.00
Maintence Grant	5,000.00					
Innovation	101,510.00	1,071,069.00	1,230,737.00		27,563,700.00	44,174,199.00
IED	1,901,601.00	119,690.00	297,840.00	47,129.00	256,370.00	278,819.00
Management Cost	2,982,622.00	3,441,447.13	1,765,344.00	742,452.00	2,876,524.00	4,702,158.00
REMS		2,188,153.00	7,086,354.00	2,696,655.00		10,119,168.00
OOSC						
CAL	30,069.00	36,400.00	20,000.00			252,900.00
State Component						
KGBV			5,028,198.00	5,539,084.00	8,394,370.00	3,833,071.00
LEP (math & science kits)	4,000.00	91.00				2,820.00
Refunds:-						
(a) Interest						
Directly to SPD						
Directly to CEO	7,841,192.00	4,406,446.58	3,456,642.00	4,555,294.00	7,286,727.00	4,278,067.00
(b) Grant						
Directly to SPD						
Directly to CEO		1,696,312.00	1,189,000.00	380,000.00		
Total	658,528,943.00	526,049,467.71	488,755,886.00	452,844,685.00	790,637,909.00	767,152,363.00
NPEGL						
ZRP/KGBV						
Cash in Hand						
Cash at Bank	124,832,641.00	142,710,546.06	78,284,082.28	66,827,736.66	42,824,594.00	301,800,327.00
Transist(12-13)	108,248,349.00	30,445,493.00	2,336,438.00	21,782,172.00	111,611,952.00	30,766,443.00
Total	891,609,933.00	699,205,506.77	569,376,406.28	541,454,593.66	945,074,455.00	1,099,719,133.00



Consolidated Receipt and Payments Accounts of Districts/Zones

RECEIPTS	Ramban	Reasi	Samba	Udhampur	TOTAL
<u>Opening balances</u>					
<u>REGEL</u>					
<u>W/KGBV</u>					
Cash in Hand					17,800.00
Cash at Bank	68,575,106.00	147,060,152.00	107,728,273.00	60,419,107.00	1,200,547,600.79
Consist	29,943,357.00	30,214,193.00		1,969,496.00	365,669,618.00
Grant Received from SSA	381,778,540.00	486,961,445.00	157,195,070.00	753,418,125.00	5,351,087,459.00
Bank Interest	3,210,890.00	5,526,105.00	675,251.00	3,992,410.00	48,886,300.00
Interest refund	179,535.00	527,360.00	291,498.00	2,999,360.00	9,380,571.74
Grants refund	2,135,556.00	1,722,754.00	562,807.00	3,443,313.00	20,467,341.18
Others					913,040.00
Per district					
Total	485,822,984.00	672,012,009.00	266,452,899.00	826,241,811.00	6,996,969,730.71
<u>PAYMENTS</u>					
<u>Perzone</u>					
Teacher Salary	328,488,833.00	483,414,008.00	111,747,202.00	738,154,150.00	5,122,303,754.00
	188,303.00	520,519.00		108,800.00	3,180,644.00
	8,027.00	94,800.00			240,927.00
Oil work	40,495,308.00	27,691,288.00	5,437,600.00	660,000.00	121,373,542.00
Maintenance Grant					5,000.00
Provision	10,263,778.00	2,651,678.00	1,942,816.00	370,996.00	89,370,483.00
	176,720.00		27,480.00	1,984,590.00	5,090,239.00
Management Cost	4,311,734.00	852,100.00	124,780.00	1,228,872.00	23,028,033.13
MS	10,302,456.00		1,330,000.00	2,588,446.00	36,311,232.00
SC					
	15,000.00			105,779.00	460,148.00
Site Component					
WV	4,390,850.00	495,000.00		5,897,930.00	33,578,503.00
(math & science kits)	3,435.00		91.00		10,437.00
Grants:-					
Interest					
Directly to SPD					
Directly to CEO	4,965,568.00	2,227,613.00	1,324,313.00	11,073,741.00	51,415,603.58
Grant					
Directly to SPD					
Directly to CEO	80,000.00		8,092,043.00	879,600.00	12,316,955.00
	403,690,012.00	517,426,487.00	130,546,844.00	763,052,904.00	5,498,685,500.71
<u>REGEL</u>					
<u>W/KGBV</u>					
Cash in Hand					
Cash at Bank	52,189,615.00	124,371,329.00	135,906,055.00	61,219,412.00	1,130,966,338.00
Consist(12-13)	29,943,357.00	30,214,193.00		1,969,495.00	367,317,892.00
Total	485,822,984.00	672,012,009.00	266,452,899.00	826,241,811.00	6,996,969,730.71



UJALA SOCIETY

SARVA SHIKSHA ABHIYAN

KASHMIR PROVINCE


CONSOLIDATED FINANCIAL STATEMENT

2016-2017

89

Office of the Chief Education Officer Anantnag, District Anantnag
Receipts & Payments Account For The Period 01-04-2016 to 31-03-2017

<u>Receipts</u>	<u>Amount(Rs.)</u>	<u>Payments</u>	<u>Amount(Rs.)</u>
<u>Opening Balance</u>		<u>Disbursement to Zones</u>	
Cash in hand	-	1 Achabal	76,893,089.00
Cash at bank	105,940,536.79	2 Aishmuqam	93,304,353.00
Amount in transit (2012-13)		3 Anantnag	47,486,944.00
		4 Bidder	81,788,029.00
		5 Bijbehara	88,520,936.00
Grant-in-Aid Received From		6 Doru	71,422,577.00
Ujala Society SSA(J&K)		7 Mattan	61,692,512.00
SPD	903,745,815.00	8 Qazigund	65,307,357.00
DC	23,719,000.00	9 Shangus	81,463,627.00
		10 Srigufwara	90,766,370.00
Bank Interest	2,825,465.00	11 Vailoo	74,280,046.00
		12 Verinag	62,502,093.00
<u>Other Receipts</u>		<u>Total Payments</u>	<u>895,427,933.00</u>
ZEO Anantnag	326,539.00		
ZEO Achabal	683,304.00	<u>Disbursement to Schools</u>	-
ZEO Bidder	400,000.00		
ZEO Aishmuqam	792,633.00	<u>Inter District Transferred</u>	-
ZEO Dooru	327,792.00		
ZEO Mattan	100,000.00		
ZEO Qazigund	1,468,590.00	<u>Expenses at District Office</u>	
ZEO Srigufwara	1,372,549.00	1 Coordinator IED	-
From School	1,050,118.00	2 M.Cost	3,323,276.79
Previous Grant	144,000.00	3 Salary of JE/DEO etc	
		4 IED Salary	
		5 U'Dise	
		6 REMS/Talash	10,000.00
		7 E-Learning	
		8 Teacher Training	
		9 Salary of Resource Tr.	624,000.00
		10 IED	583,595.00
		11 Innovative Activities	
		12 TLM	
		13 Salary	
		<u>Refunded to SPD</u>	
		Bank Interest	12,709,630.00
		<u>Closing Balance</u>	
		Cash in Hand	
		Cash at Bank	106,918,907.00
		Amount in transit (2016-17)	23,299,000.00
	<u>1,042,896,341.79</u>		<u>1,042,896,341.79</u>



PARTICULARS

RECEIPTS

Opening Balance

Nepgel

ZRP Account

Cash in Hand

Cash at Bank

Amt In transit (2015-16)

Grant in Aid Received

Bank Intt.

Others

Reverse entry to rectify the clerical error

Inter Zone Transfer

Reverse entry to rectify the clerical error

TOTAL

Shangus

Srīgufwara

Valloo

Verinag

TOTAL

23,747,829.00

5,315,817.00

15,139,921.00

3,080,445.00

84,771,669.00

81,463,627.00

90,766,370.00

74,280,046.00

62,502,093.00

895,427,933.00

955,085.00

1,291,803.00

943,478.00

361,962.00

8,130,821.00

1,320,039.00

3,779,096.00

106,166,541.00

97,373,990.00

90,363,445.00

65,944,500.00

993,429,558.00

PAYMENTS

School Grant

School Maintenance

TLE/TLM

Management Cost

Management Cost (Sai JE/DEO/ZGC

IED

Salary/ Head Teacher Salary

Civil Works

EGS Grant

BRC/CRC (CW)

BRC/CRC (Furniture)

Teacher Grant

Teacher Training

ZRP Grant

Leap

Remedial Teaching

NPEGEL

Innovative activity

Seasonal Centre

Cal Centre

Community mob.

ECCE/others

KGBV

Bank charges

Uniforms

REMS

Refund to Ceo

NRBC

Library

Inter Zone Transfer

Total Expenditure

Closing Balance

Nepgel

ZRP/KGBV

Cash in Hand

Cash at Bank

Amt In transit (17-18)

TOTAL

47,900.00

15,000.00

5,000.00

22,000.00

1,372,900.00

737,500.00

5,000.00

487,000.00

7,102,000.00

40,000.00

59,532.00

35,000.00

20,900.00

34,350.00

37,030.00

375,381.00

163,455.00

300,850.00

4,392,420.00

264,650.00

7,671,604.00

5,000.00

5,000.00

82,725,015.00

83,853,984.00

63,270,409.00

58,560,916.00

830,222,361.00

3,714,434.00

520,100.00

3,828,600.00

232,000.00

14,949,456.00

12,468.00

1,075,790.00

1,075,790.00

375,500.00

1,817,000.00

295,516.00

483,500.00

228,500.00

196,000.00

3,620,834.00

3,630,000.00

13,040,944.00

10,000.00

192,760.00

372,000.00

204,000.00

186,257.00

1,358,257.00

157,330.00

20,000.00

17,100.00

176,143.00

578,314.00

310,472.00

5,543,826.00

27.00

104,600.00

149,600.00

254,200.00

21,477.00

19360

16,600.00

12,843.00

177,816.00

5,471,407.00

4,000.00

626,000.00

3,779,096.00

92,736,830.00

88,767,057.00

72,161,736.00

60,288,911.00

898,311,089.00

92,328.00

498,565.00

3,411,714.00

3,036,432.00

6,248,432.00

1,913,252.00

21,699,250.00

9,925,669.00

5,570,501.00

10,002,677.00

3,742,337.00

70,970,054.00

1,950,600.00

1,950,600.00


106,166,541.00

97,373,990.00

90,363,445.00

65,944,500.00

993,429,558.00




NA

Office of the Chief Education Officer Baramulla, District Baramulla
Receipts & Payments Account For The Period 01-04-2016 to 31-03-2017

<u>Receipts</u>	<u>Amount(Rs.)</u>	<u>Payments</u>	<u>Amount(Rs.)</u>
Opening Balance		Disbursement to Zones	
Cash in Hand		1 Baramulla	32,333,788.00
Cash at Bank	261,892,575.00	2 Boniyar	47,890,413.00
Amount in transit (2015-16)	144,000.00	3 Chandoosa	76,409,164.00
		4 Chandanwari	49,718,440.00
Grant-in-Aid Received From		5 Dangerpora	114,653,124.00
Ujala Society SSA(J&K)		6 Dangi wacha	73,124,608.00
SPD	1,201,772,470.00	7 Fatehgarh	45,389,560.00
DC	25,290,200.00	8 Julla	51,833,386.00
		9 Kunzer	83,741,447.00
Bank Interest		10 Nehalpora	86,393,976.00
CEO'S	7,773,665.00	11 Pattan	81,533,228.00
		12 Rohama	64,984,437.00
Others		13 Sopora	58,979,733.00
ZEO'S	19,868,599.00	14 Singhpora-K	46,312,289.00
		15 Singhpora-P	58,000,372.00
		16 Tangmarg	81,879,113.00
		17 Uri	44,826,369.00
		18 Wagoora	93,135,640.00
		Total Payments	1,191,139,087.00
		DIET Sopore	3,638,500.00
		Refunded to SPD	
		Interest refunded for the	
		F.Y-2016-17	27,642,262.00
		Expenditure At District Level	
		Coordinator IED	1,963,924.00
		M.Cost	402,360.00
		Salary of JE/DEO etc	3,793,800.00
		Wages of Sweepers	42,000.00
		Closing Balance	
		Cash in Hand	
		Cash at Bank	288,119,576.00
		Amount in transit (2017-18)	

1,516,741,509.00

1,516,741,509.00



PARTICULARS
RECEIPTS

Opening Balance

	Baramulla	Sopore	Pattan	Singpora-f	Singpora-k	Wakroa	Behalpora	Kunza	Uri	Potehgren
ZRP Account		6,399,134.00				1,378,292.00				
Cash in Hand										
Cash at Bank	9,329,458.00	12,726,167.00	29,361,848.00	24,409,512.00	13,091,728.00	15,853,052.00	6,699,823.00	16,505,820.00	11,976,589.00	13,216,185.00
Amt in transit (2015-16)	13,455,690.00		9,800,700.00							
Head Load (State Components)									935,032.00	
Grant in Aid Received	32,333,788.00	58,979,733.00	81,533,228.00	58,000,372.00	46,312,289.00	93,135,640.00	86,393,976.00	83,741,447.00	44,826,369.00	45,389,560.00
Bank Intt.	353,896.00	593,355.00	1,095,013.00	804,315.00	535,090.00	712,832.00	421,946.00	648,043.00	617,805.00	825,784.00
Others							32,475.00			
Reverse entry to rectify the clerical error										
Inter Zone Transfer		1,886,000.00					5,658,000.00			


TOTAL	55,472,832.00	80,584,389.00	121,790,789.00	83,214,199.00	59,939,107.00	111,079,816.00	99,206,220.00	100,895,310.00	58,355,795.00	59,431,529.00
--------------	----------------------	----------------------	-----------------------	----------------------	----------------------	-----------------------	----------------------	-----------------------	----------------------	----------------------

PAYMENTS

School Grant	676,000.00	821,000.00	2,092,800.00	629,000.00	369,000.00	1,347,000.00	862,000.00	947,000.00	1,046,000.00	
School Maintenance	344,450.00	480,000.00	986,500.00	481,500.00	402,500.00	499,450.00	412,500.00	563,050.00	722,500.00	298,850.00
TLE/TLM										
Management Cost	35,410.00	20,965.00	46,500.00	37,900.00	31,200.00	24,500.00	24,500.00	19,580.00	34,000.00	26,900.00
JE/Dec	229,111.00	202,500.00	202,500.00	252,200.00	259,300.00	420,500.00	312,950.00	320,050.00	252,200.00	253,250.00
IED	394,488.00	79,232.00	619,334.00	76,762.00		171,062.00	49,471.00	92,527.00	52,919.00	71,360.00
Salary/ Head Teacher Salary	29,359,012.00	53,753,449.00	74,644,832.00	56,012,090.00	44,235,297.00	87,715,440.00	82,540,100.00	79,185,815.00	41,313,871.00	41,259,590.00
Civil Works	13,415,556.00	10,157,783.00	12,661,171.00	3,858,345.00	757,300.00	3,422,466.00	4,895,800.00	1,510,000.00	1,925,231.00	1,457,700.00
EGS Grant										
BRC/CRC (CW)	56,000.00					2,130.00				
BRC/CRC (Furniture)	50,000.00									
Teacher Grant	197,000.00	246,000.00	206,500.00	192,500.00		187,000.00	180,000.00	227,500.00	167,000.00	
Teacher Training	7,408.00					8,600.00				
ZRP Grant										
Leap										
Remedial Teaching										
NPEGEL										
Innovative activity										
Seasonal Centre										
Cal Centre		52,500.00								
Community mob.										
ECCE/others										
KGBV	388,305.00	254,140.00	776,120.00			1,530,210.00				
Bank charges										
Uniforms	1,387,200.00	85,200.00	1,628,200.00	264,000.00	1,032,000.00	1,421,600.00	1,604,600.00	2,106,000.00	1,645,600.00	1,273,600.00
REMS										
Interest refund	402,855.00	595,273.00	1,640,074.00	981,450.00	819,897.00	901,318.00	745,230.00	89,684.00	793,159.00	65,834.00
Inter Zone Transfer				3,772,000.00						
Total Expenditure	46,942,795.00	66,748,042.00	95,504,531.00	66,662,747.00	48,077,494.00	97,703,776.00	91,627,151.00	85,973,364.00	48,053,580.00	45,299,597.00

Closing Balance


KGBV Warden	556,707.00	1,096.00	22,319.00			885,476.00				
Cash in Hand										
Cash at Bank	7,973,330.00	13,835,251.00	26,263,939.00	16,551,452.00	11,861,613.00	12,490,564.00	7,579,069.00	14,921,946.00	9,367,183.00	14,131,932.00
Amt in transit (17-18)										
Head Load (State Components)									935,032.00	
TOTAL	55,472,832.00	80,584,389.00	121,790,789.00	83,214,199.00	59,939,107.00	111,079,816.00	99,206,220.00	100,895,310.00	58,355,795.00	59,431,529.00



Office of the Chief Education Officer BANDIPURA


RÉCEIPTS & PAYMENTS ACCOUNT FOR THE PERIOD 01-04-2016 TO 31.03.2017

<u>Receipts</u>	<u>Amount(Rs.)</u>	<u>Payments</u>	<u>Amount(Rs.)</u>
<u>Opening Balance</u>		<u>Disbursement to Zones</u>	
Cash in Hand :		1 Bandipora	111,110,800.00
Cash at Bank	140,990,843.00	2 Gurez	96,821,400.00
Amount in transit (2015-16)	8,892,322.00	3 Hajin	114,941,800.00
Grant-in-Aid Received From		4 Quilmuqam	127,176,000.00
Aljala Society SSA(J&K)		5 Sumbal	108,251,500.00
SPD	530,641,100.00	Total Payments	558,301,500.00
C	20,463,300.00		
Bank Interest	4,987,196.00	<u>Disbursement to Schools</u>	
Other Receipts		HS Ahamsharief	1,230,000.00
DEO Bandipora (CW)	5,030,023.00	HS Buthoo	1,660,000.00
ZEO Gurez	4,500,000.00	HS Panner	490,000.00
MS Boinar	15,496.00	HS Ketson	600,000.00
Previous Grant	639,000.00	HS Kudara	568,000.00
		HS Boninaar	150,000.00
		GHS Kaloosa	15,000.00
		HS Hakabara	109,000.00
		MS Kunan	109,000.00
		MS Mirpora	218,000.00
		HSS Bandipora	75,000.00
		HSS Aragam	75,000.00
		<u>Inter District Transferred</u>	
		<u>Expenses at District Office</u>	
		Coordinator IED	
		M.Cost	1,233,057.00
		Salary of JE/DEO etc	-
		IED Salary	-
		U Dise	56,251.00
		REMS/Talash	-
		E-Learning	-
		Teacher Training	-
		Salary of Resource Tr.	52,015.00
		IED	-
		Innovative Activities	-
		TLM	-
		Salary	2,563,251.00
		Adjustment Entries	9,106,208.00
		<u>Refunded to SPD</u>	
		Bank Interest	19,669,000.00
		<u>Closing Balance</u>	
		Cash in Hand	
		Cash at Bank	119,333,998.00
		Amount in transit (2017-18)	545,000.00
	<u><u>716,159,280.00</u></u>		<u><u>716,159,280.00</u></u>




DISTRICT-BANDIPORA
RECEIPTS AND PAYMENTS ACCOUNT OF ZONAL EDUCATION OFFICES FOR THE PERIOD FROM 01-04-2012 TO 31.03.2013

PARTICULARS	Bandipora	Hajan	Sumbal	Q.Mukam	Gurez	Total
RECEIPTS						
Opening Balance						
Nepgel						
ZRP Account						
Cash in Hand						
Cash at Bank	33,612,877.00	16,127,889.00	28,126,133.00	21,018,171.00	22,885,416.00	121,770,486.00
Amt in transit (2015-16)	153,004.00	143,726.00	2,293,000.00			2,589,730.00
Grant in Aid Received	111,110,800.00	114,941,800.00	108,251,500.00	127,176,000.00	96,821,400.00	558,301,500.00
Bank Intt.	1,203,213.00	465,540.00	1,254,508.00	940,230.00	1,393,499.00	5,256,990.00
Others						
Reverse entry to rectify the clerical error						
Inter Zone Transfer						
Reverse entry to rectify the clerical error						
TOTAL	146,079,894.00	131,678,955.00	139,925,141.00	149,134,401.00	121,100,315.00	687,918,706.00
PAYMENTS						
School Grant	815,000.00	1,486,357.00		732,000.00	249,000.00	3,282,357.00
School Maintenance	2,500.00	1,400,000.00	805,633.00	384,000.00	386,000.00	2,778,133.00
TLE/TLM				50,000.00		50,000.00
Management Cost		6,600.00			2,352.00	8,952.00
Management Cost (Sal JE/DEO/ZGC IED)	314,650.00	420,500.00	370,863.00	202,500.00	204,009.00	1,512,522.00
Salary/ Head Teacher Salary	95,288,033.00	107,821,748.00	91,759,482.00	103,882,836.00	78,330,153.00	477,082,252.00
Civil Works	6,551,481.00	3,237,000.00	11,590,278.00	9,789,269.00	1,248,279.00	32,416,307.00
EGS Grant					178,492.00	178,492.00
BRC/CRC (CW)						
BRC/CRC (Furniture)						
Teacher Grant	221,000.00				202,000.00	423,000.00
Teacher Training	252,325.00	331,200.00	450,000.00	155,915.00	7,939.00	1,197,379.00
ZRP Grant	2,539,477.00		126,100.00		176,134.00	2,841,711.00
Leap						
Remedial Teaching						
NPEGEL						
Innovative activity					27,600.00	27,600.00
Seasonal Centre		27,000.00		60,000.00		87,000.00
Cal Centre						
Community mob.		104,700.00			111,398.00	216,098.00
ECCE/others						
KGBV		2,045,500.00	256,457.00	1,295,715.00	1,146,790.00	4,744,462.00
Bank charges						
Uniforms	3,136,400.00	4,064,400.00	3,057,200.00	3,508,000.00	27,609.00	13,793,600.00
REMS						
Refund to Ceo	5,030,023.00				2,000,000.00	7,030,023.00
NRBC						
Library						
Talaash	20,000.00	20,000.00	20,000.00	12,500.00		72,500.00
Inter Zone Transfer						
Total Expenditure	114,170,889.00	120,965,005.00	108,236,013.00	120,072,735.00	84,297,746.00	547,742,388.00
Closing Balance						
Nepgel						
ZRP/KGBV			794,252.00	1,631,023.00		2,425,275.00
Cash in Hand						
Cash at Bank	31,909,005.00	10,713,950.00	30,894,876.00	27,430,643.00	36,802,569.00	137,751,043.00
Amt in transit (17-18)						
TOTAL	146,079,894.00	131,678,955.00	139,925,141.00	149,134,401.00	121,100,315.00	687,918,706.00




Office of the Chief Education Officer Srinagar, District Srinagar
Receipts & Payments Account For The Period 01-04-2016 to 31-03-2017

<u>Receipts</u>	<u>Amount(Rs.)</u>	<u>Payments</u>	<u>Amount(Rs.)</u>
Opening Balance		Disbursement to Zones	
Cash in hand	-	1 Batmallo	36,224,810.00
Cash at bank	176,263,150.39	2 Gulabgah	43,427,930.00
Amount in transit (2015-16)	-	3 Hawal	20,526,350.00
		4 Iddgah	24,921,720.00
		5 Nishat	27,839,590.00
Grant-in-Aid Received From		6 Rainawari	20,537,530.00
Ujala Society SSA(J&K)		7 Srinagar	18,001,450.00
SPD	203,341,600.00	8 Zaldagar	14,184,700.00
DC	6,602,800.00		
		Total	205,663,880.00
Bank Interest	6,972,225.00		
		Disbursement to Schools	
Other Receipts		1 Uniform	8,273,200.00
MS Khonmoh	190,000.00	2 Maintenance Grants	-
ZEO Rainawari	705,267.00	3 School Grants	-
ZEO Nishat	371,000.00	4 Civil Work	341,000.00
ZEO Srinagar	110,000.00	5 E-Learning	126,000.00
ZEO	70,000.00		
Previous Grants	486,950.00		
		Expenses at District Office	
		Coordinator IED	
		M.Cost	890,482.00
		Salary of JE/DEO etc	1,185,017.00
		IED Salary	1,851,135.21
		U Dise	
		REMS	47,833.00
		E-Learning	497,130.00
		Teacher Training	2,205,784.64
		Salary of Resource Tr.	1,148,000.00
		Closing Balance	
		Cash in Hand	
		Cash at Bank	171,989,530.54
		Amount in transit (2017-18)	894,000.00
	395,112,992.39		395,112,992.39



PARTICULARS	BATAMALOO	GULAB-BAGH	HAWAL	IDDGAH	NISHAT	RAINAWARI	SRINAGAR	ZALDAGAR	TOTAL
RECEIPTS									
Opening Balance									
ZRP Account									
Cash in Hand									
Cash at Bank	2,757,561.00	4,235,242.00	2,628,907.00	2,859,404.00	4,645,633.00	6,213,018.00	38,924,472.00	22,657,258.00	84,921,495.00
Amt in transit (2015-16)									
Grant in Aid Received	36,224,610.00	43,427,930.00	20,526,350.00	24,921,720.00	27,839,590.00	20,537,530.00	18,001,450.00	14,184,700.00	205,663,880.00
Bank Intt.	225,571.00		154,210.00	163,853.00	251,590.00	253,921.00	78,090.00	114,006.00	1,241,241.00
Others				260,387.00					260,387.00
clerical error									
Inter Zone Transfer									
TOTAL	39,207,742.00	47,663,172.00	23,309,467.00	28,205,364.00	32,736,813.00	27,004,469.00	57,004,012.00	36,955,964.00	292,087,003.00
PAYMENTS									
School Grant	748,000.00	652,700.00		482,000.00	606,000.00	444,000.00	491,000.00	639,000.00	4,062,700.00
School Maintence	197,100.00	313,800.00		133,800.00	152,100.00	99,000.00	211,800	31,200.00	1,138,800.00
TLE/TLM									
Management Cost	81,038.00	30,900.00	1,665.00	15,000.00	15,295.00	14,350.00	20,100.00	55,684.00	234,032.00
Management Cost (Sal									
JE/DEO/ZGC	243,000.00	314,000.00	379,838.00	302,724.00	314,000.00	306,900.00	243,000.00	325,659.00	2,429,121.00
IED									
Salary/ Head Teacher Salary	32,941,865.00	41,664,896.00	20,805,741.00	23,222,435.00	27,523,257.00	19,851,987.00	54,210,209.00	33,938,251.00	254,158,641.00
Civil Works		40,000.00							40,000.00
EGS Grant									
BRC/CRC (CW)									
BRC/CRC (Furniture)									
Teacher Grant	85,200.00	190,000.00		181,500.00		98,580.00			555,280.00
Teacher Training		18,648.00	7,000.00	38,328.00		33,000.00	279,977.00	1,350.00	378,303.00
ZRP Grant						19,000.00			19,000.00
Leap									
Remedial Teaching									
NPEGEL		20,000.00							20,000.00
Innovative activity		24,250.00				15,500.00			39,750.00
Seasonal Centre									
Cal Centre									
Community mob.					20,000.00				20,000.00
ECCE/others									
KGBV		1,567,952.00		332,600					1,900,552.00
Bank charges									
Uniforms									
REMS				13,315.00		5,000.00	10,000.00	10,000.00	38,315.00
Interest refund					371,000	705,267	180,000.00		1,256,267.00
NRBC							89,977.00		89,977.00
Inter Zone Transfer									
Total Expenditure	34,296,203.00	44,837,146.00	21,194,244.00	24,721,702.00	29,001,652.00	21,592,584.00	55,736,063.00	35,001,144.00	266,380,738.00
Closing Balance									
ZRP/KGBV									
Cash in Hand									
Cash at Bank	4,911,539.00	2,826,026.00	2,115,223.00	3,483,662.00	3,735,161.00	5,411,885.00	1,267,949.00	1,954,820.00	25,706,265.00
Amt in transit (17-18)									
TOTAL	39,207,742.00	47,663,172.00	23,309,467.00	28,205,364.00	32,736,813.00	27,004,469.00	57,004,012.00	36,955,964.00	292,087,003.00



91

Office of the Chief Education Officer Kulgam, District Kulgam
Receipts & Payments Account For The Period 01-04-2016 to 31-03-2017

<u>Receipts</u>	<u>Amount(Rs.)</u>	<u>Payments</u>	<u>Amount(Rs.)</u>
Opening Balance		Disbursement to Zones	
Cash in hand	-	1 Devsar	106,322,060.00
Cash at bank	52,261,468.00	2 DH Pora	69,571,434.00
Amount in transit (2015-16)	-	3 HC GAM	63,902,610.00
		4 Kulgam	79,403,240.00
		5 Qaimoh	67,695,410.00
Grant-in-Aid Received From		6 Yaripora	86,952,660.00
Ujala Society SSA(J&K)			
SPD	471,446,600.00		
DC	10,098,410.00	Total	473,847,414.00
Bank Interest	3,097,027.00	Disbursement to Schools	
Other Receipts		1 CR Pora	1,086,000.00
ZEO Yaripora	682,610.00	2 Yaroo	1,547,800.00
ZEO HC Gam	8,017,065.00	3 Bonigam	526,000.00
ZEO Kulgam	2,718,128.00	4 Nillow	1,370,750.00
ZEO Qaimoh	1,172,071.00	5 Okey	1,196,000.00
ZEO Devser	620,369.00	6 Batpora	1,086,000.00
ZEO DH Pora	1,359,634.00	7 Banimulla	1,251,000.00
Interest through School	1,088,814.00	8 School Grant	4,135,000.00
DC (Old Grants)	210,000.00	9 Seasonal Center	1,396,500.00
		10 Swach Bharat	2,950,300.00
		11 School Maintenance	166,000.00

Expenses at District Office


Coordinator IED	
M.Cost	1,200,000.00
Salary of JE/DEO etc	8,603,000.00
IED Salary	
U Dise	
REMS	
E-Learning	
Teacher Training	
Salary of Resource Tr.	664,000.00
IED	2,604,997.00
Innovative Activities	
TLM	
Salary	
Purchased of LED Lamp	2,144,897.00

Closing Balance


Cash in Hand	
Cash at Bank	39,489,528.00
Amount in transit (2016-17)	7,507,010.00

552,772,196.00

552,772,196.00




PARTICULARS	Kulgarn	Yaripora	Devsar	H.C.Gam	Qaimoh	D.H. Pora	Total
RECEIPTS							
Opening Balance							309,498.00
Neppel	293,949.00		15,549.00				70,754.00
ZRP Account	70,754.00						
Cash in Hand							
Cash at Bank	14,416,383.00	12,563,356.00	35,599,459.00	14,983,742.00	13,556,156.00	42,096,282.00	133,215,378.00
Amt in transit (2015-16)		14,513,500.00			18,335,734.00		32,849,234.00
Grant in Aid Received	79,403,240.00	86,952,260.00	106,322,060.00	63,902,610.00	67,695,410.00	69,571,434.00	473,847,014.00
Bank Intt.	598,381.00	475,997.00	1,304,585.00	492,422.00	557,032.00	1,333,124.00	4,761,541.00
Others	118,000.00						118,000.00
Reverse entry to rectify the clerical error							
Inter Zone Transfer	5,000.00						5,000.00
Reverse entry to rectify the clerical error							
TOTAL	94,905,707.00	114,505,113.00	143,241,653.00	79,378,774.00	100,144,332.00	113,000,840.00	645,176,419.00
PAYMENTS							
School Grant	15,000.00		1,486,500.00	819,500.00			2,321,000.00
School Maintenance	33,000.00						33,000.00
TLE/TLM	40,000.00		220,140.00		400,000.00	221,000.00	881,140.00
Management Cost	42,350.00	341,900.00	45,560.00	48,060.00	75,688.00	95,947.00	649,505.00
Management Cost (Sal JE/DEO/ZGC	434,700.00		238,973.00	38,500.00	243,000.00	456,000.00	1,411,173.00
IED	117,000.00	98,800.00	40,000.00	81,000.00	5,000.00	11,000.00	352,800.00
Salary/ Head Teacher Salary	78,293,510.00	98,901,133.00	96,482,208.00	56,348,992.00	84,432,270.00	85,631,536.00	500,089,649.00
Civil Works	4,942,800.00	6,312,000.00	20,857,100.00	9,443,500.00	239,400.00	4,057,700.00	45,852,500.00
EGS Grant							
BRC/CRC (CW)	150,000.00						150,000.00
BRC/CRC (Furniture)				8,360.00			8,360.00
Teacher Grant							
Teacher Training	279,090.00	232,500.00	475,471.00	332,445.00	215,500.00	402,000.00	1,937,006.00
ZRP Grant							
Leap	4,600.00	243,000.00					247,600.00
Remedial Teaching							
NPEGEL						123,380.00	123,380.00
Innovative activity	40,000.00				40,000.00	40,000.00	120,000.00
Seasonal Centre		98,800.00	314,204.00			376,000.00	789,004.00
Cal Centre							
Community mob.	2,925.00						2,925.00
ECCE/others	16,470.00						16,470.00
KGBV	478,600.00				2,620,664.00	954,000.00	4,053,264.00
Bank charges							
Uniforms	56,400.00		62,000.00				118,400.00
REMS							
Refund to Ceo	2,718,128.00	682,610.00	620,369.00	8,017,065.00	1,172,071.00	1,359,634.00	14,569,877.00
NRBC							
Inter Zone Transfer						5,000.00	5,000.00
Total Expenditure	87,664,573.00	106,910,743.00	120,842,525.00	75,137,422.00	89,443,593.00	93,733,197.00	573,732,053.00
Closing Balance							
Neppel			15,549.00		1,669.00		17,218.00
ZRP/KGBV					1,454.00		1,454.00
Cash in Hand							
Cash at Bank	7,241,134.00	7,594,370.00	22,383,579.00	4,241,352.00	10,697,616.00	19,267,643.00	71,425,694.00
Amt in transit (17-18)							
TOTAL	94,905,707.00	114,505,113.00	143,241,653.00	79,378,774.00	100,144,332.00	113,000,840.00	645,176,419.00



90


Office of the Chief Education Officer Shopian, District Shopian
Receipts & Payments Account For The Period 01-04-2016 to 31-03-2017

<u>Receipts</u>	<u>Amount(Rs.)</u>	<u>Payments</u>	<u>Amount(Rs.)</u>
<u>Opening Balance</u>		<u>Disbursement to Zones</u>	
Cash in Hand	-	1 Imamsahib	79,051,250.00
Cash at Bank	94,838,419.00	2 Keegam	88,477,350.00
Amount in transit (2015-16)	-	3 Shopian	78,720,350.00
		4 Vehil	66,553,850.00
Grant-in-Aid Received From Ujala Society SSA(J&K)		Total Payments	312,802,800.00
SPD	286,151,770.00		
DC	5,558,800.00	<u>Disbursement to other</u>	
Bank Interest	5,812,786.00	R&B	3,230,000.00
		KGBV	986,000.00
<u>Other Receipts</u>		<u>Expenses at District Office</u>	
ZEO Vehil	754,154.00	Coordinator IED	
Previous Grant	144,000.00	M.Cost	164,306.00
		Salary of JE/DEO etc	1,414,800.00
		IED Salary	
		U Disc	
		REMS/Talash	
		E-Learning	
		Teacher Training	1,067,910.00
		Salary of Resource Tr.	
		IED	790,607.00
		Innovative Activities	
		TLM	
		Salary	
		Seasonal Centre	348,000.00
		Acedemic Support (BRC/CRC)	304,000.00
		Reversal Entries	115,340.00
		<u>Refunded to SPD</u>	
		Bank Interest	
		<u>Closing Balance</u>	
		Cash in Hand	
		Cash at Bank	66,477,366.00
		Amount in transit (2016-17)	5,558,800.00
	393,259,929.00		393,259,929.00




RECEIPTS AND PAYMENTS ACCOUNT OF ZONAL EDUCATION OFFICES FOR THE PERIOD FROM 01-04-2016 TO 31-03-2017

PARTICULARS	SHOPIAN	IMMAMSAHIB	KEEGAM	VEHIL	TOTAL
RECEIPTS					
Opening Balance					
Nepgel					
ZRP Account	789,777.00	-	-	-	789,777.00
Cash in Hand					
Cash at Bank	16,441,264.00	28,199,014.00	26,210,230.00	22,782,574.00	93,633,082.00
Amt in transit (2015-16)					
Grant in Aid Received	78,720,350.00	79,051,250.00	88,477,350.00	66,553,850.00	312,802,800.00
Bank Intt.	722,258.00	1,007,892.00	900,766.00	754,154.00	3,385,070.00
Others					
Reverse entry to rectify the clerical error					
Inter Zone Transfer					
Reverse entry to rectify the clerical error					
TOTAL	96,673,649.00	108,258,156.00	115,588,346.00	90,090,578.00	410,610,729.00
PAYMENTS					
School Grant	888,000.00	969,000.00	812,000.00	806,000.00	3,475,000.00
School Maintenance	557,000.00	879,000.00	530,000.00	1,185,000.00	3,151,000.00
TLE/TLM					
Management Cost					
Management Cost (Sal JE/DEO/ZGC	355,806.00	396,300.00	388,950.00	333,188.00	1,474,244.00
IED		36,000.00			36,000.00
Salary/ Head Teacher Salary	69,589,770.00	77,829,047.00	91,158,238.00	65,126,628.00	303,703,683.00
Civil Works	377,257.00	806,680.00	1,021,643.00	1,001,840.00	3,207,420.00
EGS Grant					
Teacher Grant					
Teacher Training					
ZRP Grant					
Leap					
Remedial Teaching					
INPEGEL					
Innovative activity	11,820.00				11,820.00
Seasonal Centre			288,000.00		288,000.00
Cal Centre					
Community mob.					
ECCE/others					
KGBV					
Bank charges					
Uniforms	1,715,200.00	2,009,600.00	2,496,000.00	1,666,000.00	7,886,800.00
REMS	25,371.00				25,371.00
Refund to Ceo				754,154.00	754,154.00
NRBC					
Library					
Talaash		20,000.00	20,000.00	20,000.00	60,000.00
Inter Zone Transfer					
Total Expenditure	73,520,224.00	82,945,627.00	96,714,831.00	70,892,810.00	324,073,492.00
Closing Balance					
Nepgel					
ZRP/KGBV					
Cash in Hand					
Cash at Bank	23,153,425.00	25,312,529.00	18,873,515.00	19,197,768.00	86,537,237.00
Amt in transit (16-17)					
TOTAL	96,673,649.00	108,258,156.00	115,588,346.00	90,090,578.00	410,610,729.00



RECEIPTS AND PAYMENTS ACCOUNT OF ZONAL EDUCATION OFFICE FOR THE PERIOD FROM 01-01-2016 TO 31-03-2016


PARTICULARS	AWANTIPORA	KAKAPORA	LORAGAM	PAMPORE	PULWAMA	SHADIMARG	TAHAB	TRAL	TOTAL
RECEIPTS									
<u>Opening Balance</u>									
ZRP Account		536,435.00		1,225,477.00	1,299,240.00			1,617,477.00	4,678,629.00
Cash in Hand									
Cash at Bank	7,418,329.00	8,421,801.00	5,908,947.00	5,754,566.00	7,370,554.00	7,838,183.00	16,052,079.00	4,122,244.00	62,886,703.00
Amt in transit (2015-16)	80,000.27	206,000.00	15,409,000.00		10,017,655.00		6,567,800.00	606,500.00	32,886,955.27
Grant in Aid Received	39,509,880.00	49,146,030.00	46,057,940.00	40,115,774.00	40,684,543.00	69,780,860.00	66,469,680.00	44,305,720.00	396,070,427.00
Bank Intt.	329,623.00	503,722.00	499,635.00	298,195.00	391,694.00	446,562.00	560,296.00	190,420.00	3,220,147.00
Others	667,100.00							132,000.00	799,100.00
clerical error								8,000.00	8,000.00
Inter Zone Transfer									
TOTAL	48,004,932.27	58,813,988.00	67,875,522.00	47,394,012.00	59,763,686.00	78,065,605.00	89,649,855.00	50,974,361.00	500,541,961.27
PAYMENTS									
School Grant		1,236,000.00	1,080,000.00	1,055,000.00	556,000.00	609,000.00	1,454,000.00	1,673,000.00	7,663,000.00
School Maintenance		1,168,000.00	453,000.00	861,000.00	412,000.00	587,000.00	1,209,000.00	1,371,000.00	6,061,000.00
TLT/TLM									
Management Cost	303,450.00			24,453.00			307,850.00	319,521.00	955,274.00
JE/DEO/ZGC		359,844.00	194,219.00	285,600.00	434,350.00	478,500.00			1,752,513.00
IED	108,100.00	260,290.00	80,000.00	174,997.00	250,000.00	127,500.00	88,750.00	186,500.00	1,276,137.00
Salary/ Head Teacher Salary	39,283,756.27	47,399,172.00	58,116,814.00	35,315,770.00	44,103,224.00	59,646,025.00	73,248,459.00	38,749,292.00	395,862,512.27
Civil Works	174,749.00	387,500.00	315,400.00	26,600.00	154,822.00	800,779.00	1,540,000.00	133,800.00	3,533,650.00
EGS Grant									
BRC/CRC (CW)				299,650.00					299,650.00
BRC/CRC (Furniture)									
Teacher Grant									
Teacher Training	286,695.00	235,170.00	164,340.00		91,200.00	507,346.00	485,960.00	270,635.00	2,041,346.00
ZRP Grant									
Leap									
Remedial Teaching									
NPEGEL									
Innovative activity		47,795.00	61,000.00	42,400.00		45,000.00	48,000.00		244,195.00
Seasonal Centre									
Cal Centre									
Community mob.				12,000.00					12,000.00
ECCE/others									
KGBV		492,741.00		975,306.00	1,270,675.00	1,960,032.00		2,116,574.00	6,815,328.00
Bank charges									
Uniforms									16,000.00
REMS			16,000.00						16,000.00
Interest refund				363,541.00	126,664.00		781,717.00	707,642.00	1,979,564.00
NRBC									8,000.00
Inter Zone Transfer	8,000.00								8,000.00
Total Expenditure	40,164,750.27	51,586,512.00	60,480,773.00	39,436,317.00	47,398,935.00	64,761,182.00	79,163,736.00	45,527,964.00	428,520,169.27
<u>Closing Balance</u>									
ZRP/KGBV		1,115,586.00		1,047,830.00	-1,511,708.00	2,329,880.00		3,775,138.00	9,780,142.00
Cash in Hand									
Cash at Bank	6,212,682.00	6,111,890.00	7,394,749.00	6,909,865.00	10,853,043.00	10,974,543.00	10,486,119.00	1,671,259.00	60,614,150.00
Amt in transit (17-18)	1,627,500.00								1,627,500.00
TOTAL	48,004,932.27	58,813,988.00	67,875,522.00	47,394,012.00	59,763,686.00	78,065,605.00	89,649,855.00	50,974,361.00	500,541,961.27



Office of the Chief Education Officer Leh, District Leh


RECEIPTS & PAYMENTS ACCOUNT FOR THE PERIOD 01-04-2016 TO 31.03.2017

<u>Receipts</u>	<u>Amount(Rs.)</u>	<u>Payments</u>	<u>Amount(Rs.)</u>
<u>Opening Balance</u>		<u>Disbursement to Zones</u>	
Cash in Hand		1 Leh	34,301,450.00
		Kharu	14,999,000.00
Cash at Bank	124,713,423.51	2 Nyoma	14,426,100.00
Amount in transit (2012-13)		3 Nobra	50,936,400.00
		4 Khaltsi	34,882,100.00
Grant-in-Aid Received From		5 Durbuk	19,609,500.00
			<hr/>
Ujala Society SSA(J&K)		Total Payments	169,154,550.00
SPD	156,342,500.00	Disbursed to School	4,107,880.00
DC	3,533,400.00		
		Expenses at District Office	
Bank Interest	3,454,865.00	Coordinator IED	
		M.Cost	464,183.51
Other Receipts		Salary of JE/DEO etc	1,127,914.00
Leh	2,457,443.00	IED Salary	
Nyomo	1,006,505.00	U Dise	33,089.00
Khalsi	191,960.00	REMS/Talash	
Nubra	669,772.00	E-Learning	37,994.00
Durbuk	353,734.00	Teacher Training	39,700.00
		Salary of Resource Tr.	
		IED	387,899.00
		Innovative Activities	74,970.00
		TLM	
		Salary	
		Seasonal Centre	
		Academic Support (BRC/CRC)	
		Reversal Entries	
		Refunded to SPD	
		Bank Interest	6,132,255.00
		Closing Balance	
		Cash in Hand	
		Cash at Bank	110,952,468.00
		Amount in transit (2013-14)	210,700.00
			<hr/>
	<u>292,723,602.51</u>		<u>292,723,602.51</u>



RECEIPTS AND PAYMENTS ACCOUNT OF ZONAL EDUCATION OFFICES FOR THE PERIOD FROM 01-04-2016 TO 31.03.2017

PARTICULARS	KHALTSE	DURBUK	NYOMA	NOBRA	LEH	KHARU	TOTAL
RECEIPTS							
Opening Balance							
ZRP Account							
Cash in Hand							
Cash at Bank	5,290,724.00	5,859,239.00	6,917,952.00	9,088,369.00	9,211,863.00		36,368,147.00
Amt in transit (2015-16)		6,484,676.00	1,585,000.00	5,810,000.00	4,330,000.00		18,209,676.00
Grant in Aid Received	34,882,100.00	19,609,500.00	14,426,100.00	50,936,400.00	34,301,450.00	14,999,000.00	169,154,550.00
Bank Intt.	248,808.00	150,052.00	577,174.00	719,973.00	323,116.00	30,559.00	2,049,682.00
Others							
Reverse entry to rectify the clerical error							
Inter Zone Transfer							
TOTAL	40,421,632.00	32,103,467.00	23,506,226.00	66,554,742.00	48,166,429.00	15,029,559.00	225,782,055.00
PAYMENTS							
School Grant	256,200.00	177,600.00	222,000.00	265,000.00			920,800.00
School Maintenance	195,000.00	172,500.00	217,500.00	235,000.00			820,000.00
TLE/TLM							
Management Cost	43,648.00	8,453.00	57,021.00	14,988.00	1,850.00	3,450.00	129,410.00
Management Cost (Sal JE/Dec	414,450.00	253,650.00	246,397.00	419,341.00	704,045.00	143,850.00	2,181,733.00
IED	13,500.00	21,000.00	30,000.00	9,885.00			74,385.00
Salary/ Head Teacher Salary	33,792,363.00	20,297,852.00	13,935,858.00	42,093,557.00	36,625,445.00	7,029,166.00	153,774,241.00
Civil Works	2,199,100.00		1,094,800.00	5,940,600.00	2,288,900.00		11,523,400.00
EGS Grant							
BRC/CRC (CW)	49,400.00		49,398.00				98,798.00
BRC/CRC (Furniture)	12,000.00						12,000.00
Teacher Grant	340,300.00			493,500.00			833,800.00
Teacher Training	223,519.00	132,467.00	183,274.00	276,430.00	376,232.00		1,191,922.00
ZRP Grant			60,000.00				60,000.00
Leap							
Remedial Teaching							
NPEGEL	5,000.00						5,000.00
Innovative activity	207,968.00	110,119.00		183,947.00	25,071.00	4,080.00	531,185.00
Seasonal Centre							
Cal Centre							
Community mob.							
ECCE/others							
KGBV		517,475.00	1,246,100.00	401,503.00	534,860.00		2,699,938.00
Bank charges							
Uniforms							
REMS							
Interest refund	191,960.00	353,734.00	1,006,505.00	669,772.00	2,457,443.00		4,679,414.00
NRBC							
Library							
Talaash	20,000.00	10,520.00					30,520.00
Inter Zone Transfer							
Total Expenditure	37,964,408.00	22,055,370.00	18,348,853.00	51,003,523.00	43,013,846.00	7,180,546.00	179,566,546.00
Closing Balance							
ZRP/KGBV							
Cash in Hand							
Cash at Bank	2,457,224.00	10,048,097.00	5,157,373.00	15,551,219.00	5,152,583.00	7,849,013.00	46,215,509.00
Amt in transit (16-17)							
TOTAL	40,421,632.00	32,103,467.00	23,506,226.00	66,554,742.00	48,166,429.00	15,029,559.00	225,782,055.00




10

Office of the Chief Education Officer Kupwara, District Kupwara
Receipts & Payments Account For The Period 01-04-2016 to 31-03-2017


<u>Receipts</u>	<u>Amount(Rs.)</u>	<u>Payments</u>	<u>Amount(Rs.)</u>
Opening Balance		Disbursement to Zones	
Cash in hand		1 Chamkote	69,009,218.00
Cash at bank	110,539,086.00	2 Tangdar	71,650,682.00
Amount in transit (2015-16)	1,831,932.00	3 Kralpur	94,545,146.00
		4 Trehgam	82,718,602.00
Grant-in-Aid Received From		5 Kupwara	77,791,972.00
Ujala Society SSA(J&K)		6 Khumriyai	117,488,076.00
SPD	1,175,506,200	7 Sogam	120,046,546.00
DC	26,725,900	8 Drugmulla	59,957,266.00
		9 Handwara	82,208,926.00
Bank Interest	6,320,017.00	10 Langate	108,390,330.00
		11 Mawar	111,214,574.00
Other Receipts		12 Rajwar	69,553,736.00
HM Shartgund Bala	3,348.00	13 Villgam	85,042,370.00
ZEO Handwara	1,945,000.00	Total	1,149,617,444.00
ZEO Sogam (SSA)	500,000.00		
ZEO Sogam (KGBV)	158,330.00	DIET Kupwara	131,679.00
		Disbursement to Schools	
		1 HM Ringpath	814,000.00
		2 HM Shartgund Bala	900,000.00
		3 HM Wanidourus	900,000.00
		4 HM Bhaderkote	1,250,000.00
		5 HM-Keegam	900,000.00
		6 HM Gundchobutra	70,000.00
		7 HM Khanoo	1,114,000.00
		8 HM Chontiwari Payeen	900,000.00
		9 HM Parda	900,000.00
		10 HM Potushai	784,000.00
		11 HM Machil	900,000.00
		12 HM Sharant	900,000.00
		Interest Refund	14,697,135.00
		Expenses at District Office	
		Coordinator IED	4,501,025.00
		M.Cost	542,659.00
		Salary of JE/DEO etc.	2,978,481.00
		IED Salary	480,000.00
		U Dise	8,778.00
		Closing Balance	
		Cash in Hand	
		Cash at Bank	140,140,612.00
		Amount in transit (2017-18)	100,000.00

1,323,529,813.00

1,323,529,813.00




PARTICULARS	CHHAMKOT	LANGATE	KHUMRYAL	KRALPORA	DRUGMULLA	VEILGAM	SOGAM
RECEIPTS							
<u>Opening Balance</u>							
ZRP Account							
Cash In Hand							
Cash at Bank	4,369,149.00	16,929,543.00	22,397,471.00	25,223,397.00	12,502,233.00	15,735,816.00	16,485,771.00
Amt in transit (2015-16)	15,000.00	8,494,036.00	2,190,098.00	17,128,612.00	62,045.00	1,875,159.00	2,733,452.00
Grant In Aid Received	69,009,218.00	108,390,330.00	117,488,076.00	94,545,146.00	59,957,266.00	85,042,370.00	120,046,546.00
Bank Intt.	589,336.00	641903	599,668.00	482,188.00	411,197.00	655,448.00	463,484.00
Others	9,200.00						
Reverse entry to rectify the clerical error							
Inter Zone Transfer			450,000				
Reverse entry to rectify the clerical error							
TOTAL	73,991,903.00	134,455,812.00	143,125,313.00	137,379,343.00	72,932,741.00	103,308,793.00	139,729,253.00
PAYMENTS							
School Grant	813,000.00	1,462,000.00	1,370,000.00	2,654,000.00	664,118.00	1,184,000.00	2,704,500.00
School Maintenance	607,338.00	734,804.00	848,510.00	1,674,376.00	495,258.00	697,314.00	
TLE/TLM							1,618,736.00
Management Cost	20,000.00	20,000.00	20,000.00	20,000.00	78,555.00	20,000.00	20,000.00
Management Cost (Sal JE/Dec)		413,000.00	353,967.00	387,100.00	273,500.00	243,000.00	219,094.00
IED			21,000.00				
Salary/ Head Teacher Salary	60,453,867.00	115,825,844.00	117,416,418.00	94,473,322.00	58,697,492.00	81,488,172.00	114,912,536.00
Civil Works	743,084.00	2,342,000.00	10,440,842.00	26,430,999.00	2,524,100.00	3,380,937.00	6,535,779.00
EGS Grant							
BRC/CRC (CW)							
BRC/CRC (Furniture)							
Teacher Grant	178,500.00	261,000.00	680,600.00	295,000.00		248,500.00	306,500.00
Teacher Training	145,000.00	367,300.00		359,900.00	176,800.00	259,100.00	687,600.00
ZRP Grant							
Leap							
Remedial Teaching							
NPEGEL							
Innovative activity	55,000.00				32,655.00	149,095.00	
Seasonal Centre			16,000.00				
Cal Centre							
Community mob.							
ECCE/others							
KGBV	467,746.00	1,422,047.00	2,183,670.00	1,331,986.00		1,095,680.00	1,327,045.00
Bank charges							
Uniforms		2,143,000.00		3,975,200.00	1,429,600.00		3,900,800.00
REMS	10,000.00	10,000.00	10,000.00				
Interest refund	90,500.00	632,780.00	229,601.00	177,801.00	18,034.00	109,240.00	658,330.00
Inter Zone Transfer							450,000.00
Total Expenditure	63,584,035.00	125,633,775.00	133,590,608.00	131,779,684.00	64,390,112.00	88,875,038.00	133,340,920.00
<u>Closing Balance</u>							
ZRP/KGBV	199,284.00		2,454,577.00	9,660.00		40,882.00	15,987.00
Cash in Hand							
Cash at Bank	9,403,584.00	8,822,037.00	7,080,128.00	1,929,299.00	8,542,629.00	14,392,873.00	3,239,566.00
Amt In transit (17-18)	805,000.00			3,660,700.00			3,132,780.00
TOTAL	73,991,903.00	134,455,812.00	143,125,313.00	137,379,343.00	72,932,741.00	103,308,793.00	139,729,253.00



RECEIPTS AND PAYMENTS ACCOUNT OF ZONAL EDUCATION OFFICES FOR THE PERIOD FROM 01-04-2015 TO 31-03-2016


KUPWARA	TANGDAR	HANDWARA	RAJWARA	MAWAR	TREHGAM	TOTAL
2,047,112.00						2,047,112.00
25,925,166.00	17,281,483.00	25,331,123.00	29,056,501.00	12,497,084.00	10,380,096.00	234,114,833.00
1,692,570.00	1,692,570.00		15,580.00	16,464,254.00	6,403,380.00	57,074,186.00
77,791,972.00	71,650,682.00	82,208,926.00	69,553,736.00	111,214,574.00	82,718,602.00	1,149,617,444.00
875,737.00	812,765.00	577,358.00	546,686.00	860,746.00	378,951.00	7,895,467.00
106,639,987.00	91,437,500.00	108,117,407.00	99,172,503.00	141,036,658.00	99,881,029.00	1,451,208,242.00
1,460,338.00	963,000.00	2,071,000.00	836,225.00	2,469,775.00	1,379,000.00	20,030,956.00
1,172,706.00	624,575.00	1,540,389.00		1,554,274.00	1,089,410.00	11,038,954.00
40,000.00	73,545.00	44,800.00	20,000.00	20,000.00	20,000.00	416,900.00
243,000.00	219,900.00	339,900.00	384,750.00	236,940.00	126,025.00	3,440,176.00
79,911,026.00	59,881,682.00	83,228,275.00	74,730,659.00	106,070,293.00	77,802,011.00	1,124,891,697.00
4,978,424.00	3,616,000.00	2,844,956.00	9,644,746.00	14,887,097.00	8,516,144.00	96,885,108.00
254,500.00	103,000.00	521,200.00	307,980.00	295,000.00	312,400.00	2,442,100.00
281,500.00						3,816,780.00
663,206.00	997,720.00	1,143,450.00			2,223,361.00	12,855,911.00
457,200.00	2,156,800.00	2,453,600.00	2,160,000.00	2,592,800.00	2,480,800.00	23,749,800.00
50,000.00	10,000.00		10,000.00			50,000.00
3,898,898.00	1,945,000.00				37,612.00	3,898,898.00
450,000.00						450,000.00
89,461,900.00	68,636,222.00	96,253,675.00	88,094,360.00	128,466,179.00	94,204,263.00	1,306,310,771.00
2,936,806.00					216,416.00	2,936,806.00
17,066,087.00	22,801,278.00	11,863,732.00	11,078,143.00	12,570,479.00	5,460,350.00	134,250,185.00
112,000.00						7,710,480.00
106,639,987.00	91,437,500.00	108,117,407.00	99,172,503.00	141,036,658.00	99,881,029.00	1,451,208,242.00




103

Office of the Chief Education Officer KARGIL
Receipts & Payments Account For The Period 01-04-2016 to 31-03-2017

<u>Receipts</u>	<u>Amount(Rs.)</u>	<u>Payments</u>	<u>Amount(Rs.)</u>
<u>Opening Balance</u>		<u>Disbursement to Zones</u>	
Cash in Hand	-	1 ZEO Kargil	66,909,645.00
Cash at Bank	124,713,423.00	2 ZEO Drass	40,141,355.00
Amount in transit (2015-16)	-	3 ZEO Shargole	41,659,756.00
		4 ZEO Chiktan	34,771,440.00
		5 ZEO Sankoo	80,898,021.00
		6 ZEO Taisuru	25,972,148.00
		7 ZEO Zanskar	19,858,897.00
		Total Payments	310,211,262.00
 <u>Grant-in-Aid Received From</u>		 <u>Expenses at District Office</u>	
Ujala Society SSA(J&K)		Coordinator IED	
SPD	263,103,800.00	M. Cost	2,710,349.00
DC	5,899,000.00	Salary of JE/DEO etc	8,396,818.00
		IED Salary	1,164,000.00
Bank Interest	7,145,859.00	U DISE	
		REMS/Talash	
<u>Other Receipts</u>		E-Learning	
Shargole	1,328,205.00	Teacher Training	
Taisuru	692,334.00	Salary of Resource Tr.	
Saankoo	800,410.00	IED	
Zanskar	725,386.00	Innovative Activities	
Chiktan	2,078,416.00	TLM	
DC (Previous Grants)	245,000.00	Salary	
Different in Opening Balance	78,551,318.00	Seasonal Centre	
		Academic Support (BRC/CRC)	
		Reversal Entries	
		 <u>Refunded to SPD</u>	
		Bank Interest	12,581,595.00
		 <u>Closing Balance</u>	
		Cash in Hand	
		Cash at Bank	149,625,127.00
		Amount in transit (2016-17)	594,000.00
	<u>485,283,151.00</u>		<u>485,283,151.00</u>




PARTICULARS	Kargil	Shargole	Drass	Zanskar	Sankoo	Chiktan	Taisuru	Total
RECEIPTS								
Opening Balance	-	-	-	-	-	-	-	-
ZRP Account	-	-	-	-	-	-	-	-
Cash in Hand	-	-	-	-	-	-	-	-
Cash at Bank	14,700,644.00	9,275,167.00	9,571,308.00	16,095,130.00	15,253,201.00	29,065,135.00	16,370,593.00	110,331,178.00
Amt in transit (2015-16)	-	19,500.00	108,400.00	-	7,855,900.00	-	5,467,890.00	13,451,690.00
Grant in Aid Received	66,909,645.00	41,659,756.00	40,141,355.00	19,858,897.00	80,898,021.00	34,771,440.00	25,972,148.00	310,211,262.00
Bank Intt.	523,220.00	404,726.00	548,907.00	638,384.00	447,517.00	1,151,220.00	-	3,713,974.00
Others	-	-	-	-	-	-	-	-
Reverse entry to rectify the clerical error	-	-	-	-	-	-	-	-
Inter Zone Transfer	-	-	-	-	-	-	-	-
Reverse entry to rectify the clerical error	-	-	-	-	-	-	-	-
TOTAL	82,133,509.00	51,359,149.00	50,369,970.00	36,592,411.00	104,454,639.00	64,987,795.00	47,810,631.00	437,708,104.00
PAYMENTS								
School Grant	41,500.00	-	-	-	14,820.00	235,000.00	-	249,820.00
School Maintenance	-	-	-	-	17,000.00	23,000.00	-	81,500.00
TLE/TLM	-	-	-	-	-	-	-	307,601.00
Management Cost	30,399.00	63,091.00	33,686.00	47,420.00	92,005.00	41,000.00	-	1,898,540.00
Management Cost (Sal JE/Dec)	210,999.00	205,393.00	306,900.00	316,571.00	363,700.00	494,977.00	-	149,500.00
IED	-	7,000.00	7,000.00	-	135,500.00	-	-	278,701,308.00
Salary/ Head Teacher Salary	63,626,612.00	40,407,857.00	31,022,459.00	22,708,881.00	82,921,033.00	38,014,466.00	-	22,644,557.00
Civil Works	5,019,120.00	1,521,600.00	678,000.00	2,731,341.00	9,542,500.00	3,151,996.00	-	-
EGS Grant	-	-	-	-	-	-	-	131,160.00
BRC/CRC (CW)	-	-	-	36,375.00	94,785.00	-	-	332,410.00
BRC/CRC (Furniture)	-	-	-	-	-	84,500.00	-	862,482.00
Teacher Grant	247,910.00	142,895.00	164,500.00	126,972.00	428,115.00	-	-	7,720.00
Teacher Training	-	5,540.00	-	-	-	2,180.00	-	90,000.00
ZRP Grant	70,000.00	-	-	-	20,000.00	-	-	4,200.00
Leap	-	-	-	-	4,200.00	-	-	120,000.00
Remedial Teaching	40,000.00	40,000.00	-	-	40,000.00	-	-	-
NPEGEL	-	-	-	-	-	-	-	170,446.00
Innovative activity	-	-	47,000.00	-	-	123,446.00	-	-
Seasonal Centre	-	-	-	-	-	-	-	90,000.00
Cal Centre	-	-	-	-	90,000.00	-	-	62,000.00
Community mob.	-	-	-	62,000.00	-	-	-	7,272,391.00
ECCE/others	2,391,118.00	-	1,102,705.00	895,461.00	1,509,790.00	1,373,317.00	-	-
KGBV	-	-	-	-	-	-	-	-
Bank charges	-	-	-	-	-	-	-	-
Uniforms	-	-	-	-	-	-	-	-
REMS	-	1,328,208.00	-	725,386.00	800,410	2,078,416.00	692,334.00	5,624,754.00
Interest refund	-	-	-	-	-	-	-	-
NRBC	-	-	-	-	-	-	-	-
Library	-	-	-	-	-	-	-	-
Inter Zone Transfer	-	-	-	-	-	-	-	-
Total Expenditure	71,677,658.00	43,721,584.00	33,362,250.00	27,650,407.00	96,073,858.00	45,622,298.00	692,334.00	318,800,389.00
Closing Balance	-	-	-	-	-	-	-	-
Neppel	-	-	-	2,122,190.00	-	-	-	2,122,190.00
ZRP/KGBV	-	-	-	-	-	-	-	-
Cash in Hand	-	-	-	-	-	-	-	-
Cash at Bank	10,455,851.00	7,637,565.00	17,007,720.00	6,819,814.00	8,380,781.00	19,365,497.00	47,118,297.00	116,785,525.00
Amt in transit (16-17)	-	-	-	-	-	-	-	-
State Headoad	-	-	-	-	-	-	-	-



105

Office of the Chief Education Officer Ganderbal, District Ganderbal
Receipts & Payments Account For The Period 01-04-2016 to 31-03-2017

<u>Receipts</u>	<u>Amount(Rs.)</u>	<u>Payments</u>	<u>Amount(Rs.)</u>
Opening Balance			
Cash in hand	-	Disbursement to Zones	
Cash at bank	43,200,513.00	1 Ganderbal	49,464,724.00
Amount in transit (2015-16)	-	2 Tulmulla	54,428,183.00
		3 Kangan	72,625,094.00
		4 Hariganwan	61,949,544.00
Grant-in-Aid Received From		Total Payments	
Ujala Society SSA(J&K)			238,467,545.00
SPD	245,154,400.00	Expenses at District Office	
DC	6,077,700.00	School Grant	3,639,000.00
Bank Interest	1,346,390.00	M.Cost	185,336.00
		Salary of JE/DEO etc	1,168,050.00
Other Receipts		IED Salary	
Zeo Kangan	400,000.00	U Dise	21,126.00
Zeo Ganderbal	200,000.00	REMS	1,500.00
		E-Learning/Cal	221,940.00
Interest from School	6,140.00	Teacher Training	45,455.00
ZEO Tulmulla (KGBV)	100,000.00	Salary of Resource Tr.	584,000.00
ECCE	700,000.00	Uniform	8,897,200.00
		Innovative Activities	196,354.00
		IED	429,749.00
		School Maintenance Grants	2,285,091.00
		Refunded to SPD	
		Closing Balance	
		Cash in Hand	-
		Cash at Bank	40,086,097.00
		Amount in transit (2016-17)	956,700.00
	297,185,143.00		297,185,143.00



District Kargil

RECEIPTS AND PAYMENTS ACCOUNT OF ZONAL EDUCATION OFFICES FOR THE PERIOD FROM 01-04-

2016 TO 31.03.2017


<u>PARTICULARS</u>	<u>TULMULLA</u>	<u>HARIGANWAN</u>	<u>KANGAN</u>	<u>GANDERBAL</u>	<u>Total</u>
RECEIPTS					
Opening Balance					
ZRP Account	2,034,880.00	-	-	-	2,034,880.00
Cash in Hand	-	-	-	-	-
Cash at Bank	3,279,385.00	2,176,464.00	3,589,292.00	681,632.00	9,726,773.00
Amt in transit (2015-16)	2,300,920.00	14,312,632.00	25,571,609.00	3,176,607.00	45,361,768.00
Grant in Aid Received	54,428,183.00	61,949,544.00	72,625,094.00	49,464,724.00	238,467,545.00
Bank Intt.	240,873.00	121,772.00	435,911.00	214,345.00	1,012,901.00
Others	-	-	-	-	-
Reverse entry to rectify the clerical error	-	-	-	-	-
Inter Zone Transfer	-	-	-	-	-
TOTAL	62,284,241.00	78,560,412.00	102,221,906.00	53,537,308.00	296,603,867.00
PAYMENTS					
School Grant	-	-	-	-	-
School Maintenance	-	-	-	-	-
TLE/TLM	-	-	-	-	-
Management Cost	44,945.00	-	-	19,420.00	64,365.00
Management Cost (Sal JE/Dec IED)	320,024.00	478,900.00	101,035.00	374,350.00	1,274,309.00
Salary/ Head Teacher Salary	54,551,557.00	73,581,028.00	89,199,729.00	42,040,473.00	259,372,787.00
Civil Works	1,517,806.00	149,000.00	120,000.00	2,178,684.00	3,965,490.00
EGS Grant	-	-	-	-	-
BRC/CRC (CW)	-	-	-	-	-
BRC/CRC (Furniture)	6,900.00	-	-	-	6,900.00
Teacher Grant	-	-	-	-	-
Teacher Training	384,497.00	156,800.00	305,954.00	347,378.00	1,194,629.00
ZRP Grant	-	-	-	-	-
Leap	-	-	-	-	-
Remedial Teaching	-	-	-	-	-
NPEGEL	-	-	-	-	-
Innovative activity	-	-	-	-	-
Seasonal Centre	-	556,072.00	421,467.00	-	977,539.00
Cal Centre	-	-	-	-	-
Community mob.	-	-	-	-	-
ECCE/others	-	-	-	-	-
KGBV	953,026.00	-	1,789,186.00	547,820.00	3,290,032.00
Bank charges	-	-	-	-	-
Uniforms	-	-	-	-	-
REMS	-	-	-	-	-
Interest refund	110,000.00	-	-	300,000.00	410,000.00
NRBC	-	-	-	-	-
Library	-	-	-	-	-
Talaash	-	-	-	-	-
Inter Zone Transfer	-	-	-	-	-
Total Expenditure	57,888,755.00	74,921,800.00	91,937,371.00	45,808,125.00	270,556,051.00
Closing Balance					
Nepgel	-	-	-	-	-
ZRP/KGBV	1,549,447.00	-	6,126,741.00	4,575,504.00	12,251,692.00
Cash in Hand	-	-	-	-	-
Cash at Bank	2,846,039.00	3,638,612.00	4,157,794.00	3,153,679.00	13,796,124.00
Amt in transit (16-17)	-	-	-	-	-
State Headload	-	-	-	-	-
TOTAL	62,284,241.00	78,560,412.00	102,221,906.00	53,537,308.00	296,603,867.00

District Kargil
 Zonal Education Officer
 Kargil

189

Office of the Chief Education Officer Budgam
Receipts & Payments Account For The Period 01-04-2016 to 31-03-2017.


<u>Receipts</u>	<u>Amount(Rs.)</u>	<u>Payments</u>	<u>Amount(Rs.)</u>
<u>Opening Balance</u>		<u>Disbursement to Zones</u>	
Cash in hand	-	1 Budgam	42,971,240.00
Cash at bank	76,040,037.00	2 Beerwah	67,086,630.00
Amount in transit (2015-16)	4,380,658.00	3 B.K.Pora	45,484,690.00
		4 Chadura	45,171,560.00
		5 Ch.Sharief	55,084,040.00
Grant-in-Aid Received From		6 Dreygam	48,938,010.00
Ujala Society SSA(J&K)		7 Hardpanzoo	39,056,220.00
SPD	647,428,570.00	8 Khansahib	63,265,930.00
DC	18,077,100.00	9 Magam	18,315,480.00
		10 Nagam	48,585,750.00
Bank Interest	2,570,191.00	11 Narbal	46,402,390.00
		12 Soibugh	75,246,290.00
Other Receipts		13 Khag	60,095,560.00
<u>Interest refunded to Ceo:-</u>		Total Payments	655,703,790.00
KGBV Narbal	168,071.00		
Zeo B.K Pora	500,000.00		
Zeo Beerwah	1,037,192.00		
Zeo Khansahib	451,433.00		
Zeo Chadoora	270,000.00		
Zeo Narbal	571,351.00	<u>Expenses at District Office:</u>	
Zeo Nagam	196,895.00	Coordinator IED	
Zeo Ch. Sharief	504,894.00	M.Cost	625,692.00
		Salary of JE/DEO etc	1,825,200.00
		IED Salary	
PREVIOUS Grant through Dc	455,000.00	U Dise	
Grant Refunded to Ceo		REMS	
Zeo Budgam	282,400.00	E-Learning	
Zeo Narbal	196,350.00	Teacher Training	
KGBV (Rakhshalina)	180,000.00	Salary of Resource Tr.	
KGBV (Patwav)	126,000.00	IED/CWSN	2,004,693.00
Transport & Escort (IED)	27,500.00	Paid to SPD as Registration F.	2,000.00
M.Cost	12,000.00	Adjustment Entries	2,700,255.00
Registration Fee	2,050.00		
		<u>Refunded to SPD</u>	
		Interest	5,910,571.00
		<u>Closing Balance</u>	
		Cash in Hand	
		Cash at Bank	77,876,491.00
		Amount in transit (2016-17)	6,829,000.00
	753,477,692.00		753,477,692.00



DISTRICT-BUDGAM

RECEIPTS AND PAYMENTS ACCOUNT OF ZONAL EDUCATION OFFICES FOR THE PERIOD FROM 01-04-2012 TO 31.03.2013

PARTICULARS	Budgam	Beerwah	B.K.Pora	Chadoora	Ch- Sharief	Dreygam	Hardpanzoo
RECEIPTS							
Opening Balance							
Nepegel							
ZRP Account							
Cash in Hand				298.00			
Cash at Bank	7,061,693.00	74,525,536.00	12,364,894.00	8,825,659.00	9,635,066.00	8,554,419.00	11,935,837.00
Amt in transit (2015-16)			11,983,700.00		1,974,902.00	14,534,020.00	
Head Load (State Components)							
Grant in Aid Received	42,971,240.00	67,086,630.00	45,484,690.00	45,171,560.00	55,084,040.00	48,938,010.00	39,056,220.00
Bank Intt.	279,029.00	685,665.00	368,647.00	345,431.00	489,967.00	395,194.00	270,194.00
Others							
Reverse entry to rectify the clerical error							
Inter Zone Transfer							
TOTAL	50,311,962.00	142,297,831.00	70,201,931.00	54,342,948.00	67,183,975.00	72,421,643.00	51,262,251.00
PAYMENTS							
School Grant	621,000.00	79,000.00	927,000.00	342,000.00	393,000.00	524,000.00	
School Maintenance	482,377.00	109,500.00	723,000.00	343,500.00	521,000.00	259,000.00	93,000.00
TLE/TLM	10,000.00						93,500.00
Management Cost		32,580.00	46,920.00	23,555.00	25,000.00	32,250.00	39,754.00
Management Cost (Sal JE/Dec	508,571.00	456,000.00		321,100.00	78,052.00	238,846.00	285,600.00
IED				319,332.00			
Salary/ Head Teacher Sal	38,223,677.00	117,903,871.00	57,375,284.00	39,674,106.00	53,718,354.00	60,563,277.00	36,209,952.00
Civil Works	722,000.00	1,680,000.00	1,121,732.00	623,020.00	1,114,000.00	378,765.00	2,085,200.00
EGS Grant							
BRC/CRC (CW)	83,000.00			30,000.00			
BRC/CRC (Furniture)	56,690.00						
Teacher Grant	231,500.00		149,000.00				
Teacher Training	263,500.00	466,417.00	82,452.00	390,060.00	249,625.00	218,900.00	
ZRP Grant		290,248.00	579,500.00				83,000.00
Leap							
Remedial Teaching							
NPEGEL	45,500.00						
Innovative activity							
Seasonal Centre					32,000.00		104,000.00
Cal Centre	20,000.00				54,000.00	54,000.00	
Community.mob.						18,900.00	
ECCE/others							
KGBV	2,057,150.00	3,163,875.00	575,050.00	1,507,106.00			
Bank charges							
Uniforms	925,200.00	1,904,000.00	1,188,400.00	1,444,600.00	1,700,000.00	1,236,400.00	1,753,200.00
REMS							
Interest refund	282,400.00	1,037,192.00	500,000.00	339,500.00	504,894.00		
NRBC						263,600.00	
Library							
Talaash	20,000.00	20,000.00	20,000.00		20,000.00		20,000.00
Inter Zone Transfer							
Total Expenditure	44,552,565.00	127,142,683.00	63,288,338.00	45,357,879.00	58,409,925.00	63,787,938.00	40,767,206.00
Closing Balance							
Nepegel	151,900.00						
ZRP/KGBV	1,587,729.00						
Cash in Hand							
Cash at Bank	4,019,768.00	15,155,148.00	6,913,593.00	8,985,069.00	8,774,050.00	8,633,705.00	10,495,045.00
Amt in transit (17-18)							
State Headload							
TOTAL	50,311,962.00	142,297,831.00	70,201,931.00	54,342,948.00	67,183,975.00	72,421,643.00	51,262,251.00



UNCONSOLIDATED CONSOLIDATED RECEIPTS & PAYMENTS ACCOUNT OF CEOS

RECEIPTS	RECEIPTS	Anantnag	Bandipura	Baramulla	Budgam	Ganderbal	
Opening Balance	Balance						
Cash in Hand	Cash in Hand						
Bank at Bank	Cash at Bank	105,940,536.79	140,990,843.00	261,892,575.00	76,040,037.00	43,200,513.00	124,
Amount in Transit	Transit (2015-16)		8,892,322.00	144,000.00	4,380,658.00		
Grant Received :-	Grant Received :-						
SPDC	SPDC	903,745,815.00	530,641,100.00	1,201,772,470.00	647,428,570.00	245,154,400.00	263,
DC	DC	23,719,000.00	20,463,300.00	25,290,200.00	18,077,100.00	6,077,700.00	5,
Bank Interest	Bank Interest	2,825,465.00	4,987,196.00	7,773,665.00	2,570,191.00	1,346,390.00	7,
Others(Refund)	Others(Refund)	6,665,525.00	10,184,519.00	19,868,599.00	4,981,136.00	1,406,140.00	84,
Reverse entry	Reverse entry						
Total	Total	1,321,042,896,341.79	716,159,280.00	1,516,741,509.00	753,477,692.00	297,185,143.00	485,

PAYMENTS	PAYMENTS	Anantnag	Bandipura	Baramulla	Budgam	Ganderbal	
Releases to Zones	Releases to Zones	895,427,933.00	558,301,500.00	1,191,139,087.00	655,703,790.00	238,467,545.00	310,
Releases to DIET	Releases to DIET			3,638,500.00			
Releases to Schools (Expenses)	Releases to Schools (Expenses)		5,299,000.00				
Releases to KGBV (Expenses)	Releases to KGBV (Expenses)						
Releases to R&B (Expenses)	Releases to R&B (Expenses)						
Expenses at Hqr.	Expenses at Hqr.					3,639,000.00	
School Grants	School Grants						
Coordinator IED	Coordinator IED			1,963,924.00		185,336.00	2,
Cost	Cost	3,323,276.79	1,233,057.00	444,360.00	625,692.00		
Salary of JE/DEO etc	Salary of JE/DEO etc			3,793,800.00	1,825,200.00	1,168,050.00	8,
Salary IES	Salary IES						1,
U/Dise	U/Dise		56,251.00			21,126.00	
RLS	RLS	10,000.00				1,500.00	
E-Learning	E-Learning					221,940.00	
Other Training	Other Training					45,455.00	
Salary of Resource Tr.	Salary of Resource Tr.	624,000.00	52,015.00			584,000.00	
Uniform	Uniform					8,897,200.00	
IEO	IEO	583,595.00				429,749.00	
Innovative Activities	Innovative Activities						
TLM	TLM						
Salary	Salary		2,563,251.00				
Seasonal Centre	Seasonal Centre						
Academic Support	Academic Support						
(BC/CRC)	(BC/CRC)						
Reversal Entries	Reversal Entries		9,106,208.00				
Payment Entries	Payment Entries				2,700,255.00		
IED/CWSN	IED/CWSN				2,004,693.00		
SM	SM					2,285,091.00	
Paid to SPD as	Paid to SPD as						
Registration Fee	Registration Fee				2,000.00		
Purchased of Led	Purchased of Led						
Int. District Transferred	Int. District Transferred						
CEO Poonch	CEO Poonch						
Referred TO SPD	Referred TO SPD						
Bank Interest	Bank Interest	12,709,630.00	19,669,000.00	27,642,262.00	5,910,571.00		12
Closing Balance	Closing Balance						
Cash in Hand	Cash in Hand						
Bank at Bank	Cash at Bank	106,918,907.00	119,333,998.00	288,119,576.00	77,876,491.00	-40,086,097.00	149
Amount in Transit(2017-18)	Amount in transit(2017-18)	23,299,000.00	545,000.00		6,829,000.00	956,700.00	
Total	Total	1,321,042,896,341.79	716,159,280.00	1,516,741,509.00	753,477,692.00	297,185,143.00	485,



RECEIPTS


Opening Balance															
Nepgel														309,498	
ZRP Account			7,777,426.00			2,034,880.00				2,047,112.00			4,678,629.00	789,777.00	17,398,578.00
Cash in Hand														298.00	298.00
Cash at Bank	84,771,669.00	121,770,486.00	323,007,799.00	189,918,639.00	9,726,773.00	133,215,378.00	110,331,178.00	234,114,833.00	36,368,147.00	62,886,703.00	84,921,495.00	93,633,082.00	1,484,666,182.00	254,597,475.27	
Transit (2015-16)		2,589,730.00	23,681,614.00	28,492,622.00	45,361,768.00	32,849,234.00	13,451,690.00	57,074,186.00	18,209,676.00	32,886,955.27					
Head Load (State Components)			935,032.00												935,032.00
Grant in Aid Receiv	895,427,933.00	558,301,500.00	1,191,139,087.00	655,703,790.00	238,467,545.00	473,847,014.00	310,211,262.00	1,149,617,444.00	169,154,550.00	396,070,427.00	205,663,880.00	312,802,800.00	6,556,407,232.00	59,102,329.00	
Bank Intt.	8,130,821.00	5,256,990.00	13,292,473.00	5,142,022.00	1,012,901.00	4,761,541.00	3,713,974.00	7,895,467.00	2,049,682.00	3,220,147.00	1,241,241.00	3,385,070.00	5,069,192.00		
Others	1,320,039.00		2,523,166.00	39,300.00				9,200.00		799,100.00	260,387.00				
Reverse entry															
Inter Zone Transfer	3,779,096.00		7,544,000.00			5,000.00		450,000.00							11,778,096.00
TOTAL	993,429,558.00	687,918,706.00	1,569,900,597.00	879,296,671.00	296,603,867.00	645,176,419.00	437,708,104.00	1,451,208,242.00	225,782,055.00	500,541,961.27	292,087,003.00	410,610,729.00	8,390,263,912.27		

PAYMENTS

School Grant	1,372,900	3,282,357	14,165,616.00	5,259,000		2,321,000.00	249,820.00	20,030,956.00	920,800.00	7,663,000.00	4,062,700.00	3,475,000.00	62,803,149.00	
School Maintenance	7,102,000	2,778,133	9,671,950.00	3,982,377		33,000.00	81,500.00	11,038,954.00	820,000.00	6,061,000.00	1,138,800.00	3,151,000.00	45,858,714.00	
TLE/TLM	59,532	50,000		103,500		881,140.00		1,618,736.00					2,712,908.00	
Management Cost	375,381	8,952	500,950.00	440,227	64,365.00	649,505.00	307,601.00	416,900.00	129,410.00	955,274.00	234,032.00		4,082,597.00	
Management Cost														
(Sal JE/Dec	7,671,604	1,512,522	4,966,711.00	3,471,304	1,274,309.00	1,411,173.00	1,898,540.00	3,440,176.00	2,181,733.00	1,752,513.00	2,429,121.00	1,474,244.00	33,483,950.00	
IED	5,000		2,150,059.00	319,332		352,800.00	149,500.00	21,000.00	74,385.00	1,276,137.00		36,000.00	4,384,213.00	
Salary/ Head														
Teacher	830,222,361	477,082,252	1,113,152,607.00	681,524,464	259,372,787.00	500,089,649.00	278,701,308.00	1,124,891,597.00	153,774,241.00	395,862,512.27	254,158,641.00	303,703,683.00	6,372,536,102.27	
Civil Works	14,949,456	32,416,307	80,411,023.00	10,838,242	3,965,490.00	45,852,500.00	22,644,557.00	96,885,108.00	11,523,400.00	3,533,650.00	40,000.00		326,267,153.00	
EGS Grant	12,468	178,492	23,582.00										214,542.00	
BRC/CRC (CW)	1,075,790		158,130.00	196,000		150,000.00			98,798.00	299,650.00			1,978,368.00	
BRC/CRC (Furniture)			185,000.00	56,690	6,900.00	8,360.00	131,160.00			12,000.00			400,110.00	
Teacher Grant	1,817,000	423,000	2,684,089.00	904,500		532,410.00	2,442,100.00			555,280.00			9,992,179.00	
Teacher Training	5,620,834	1,197,379	2,221,208.00	2,636,114	1,194,629.00	1,937,006.00	862,482.00	3,816,780.00	1,191,922.00	2,041,346.00	378,303.00		21,098,003.00	
ZRP Grant	13,040,944	2,841,711		1,035,748				7,720.00		60,000.00			17,005,123.00	
Leap	10,000					247,600.00		90,000.00					347,600.00	
Remedial														
Teaching								4,200.00					4,200.00	
NPEGEL				280,500		123,380.00		95,000.00		5,000.00		20,000.00	643,880.00	
Innovative activity	192,760	27,600	175,940.00	148,460		120,000.00		319,400.00	531,185.00	244,195.00	39,750.00	11,820.00	1,811,110.00	
Seasonal Centre	1,358,257	87,000	406,100.00	156,000	977,539.00	789,004.00	170,446.00	261,000.00				288,000.00	4,493,346.00	
Cal Centre	157,330		938,100.00	128,000				28,455.00					1,251,885.00	
Comm. mob.	20,000	216,098		53,900		2,925.00	90,000.00			20,000.00	20,000.00		422,923.00	
ECCE/others	17,100		146,000			16,470.00	62,000.00						241,570.00	
KGBV	5,543,826	4,744,462	5,887,363.00	15,782,832	3,290,032.00	4,053,264.00	7,272,391.00	12,855,911.00	2,699,938.00	6,815,328.00	1,900,552.00		70,845,899.00	
Bank charges	27												27.00	
Uniforms	254,200	13,793,600	24,106,600.00	21,532,985		118,400.00		23,749,800.00			7,886,800.00		91,442,385.00	
REMS	177,816		20,000					50,000.00		16,000.00	38,315.00	25,371.00	327,502.00	
Interest refund	5,471,407	7,030,023	17,608,439.00	4,382,918	410,000.00	14,569,877.00	5,624,754.00	3,898,898.00	4,679,414.00	1,979,564.00	1,256,267.00	754,154.00	67,665,715.00	
NRBC			263,600							89,977.00			353,577.00	
Library	4,000.00												4,000.00	
Talaash		72,500.00		180,000					30,520.00			60,000.00	343,020.00	
Inter Zone Transfer	3,779,096		7,544,000.00			5,000.00		450,000.00					11,778,096.00	
Total Expenditure	898,311,089.00	547,742,388.00	1,286,957,467.00	753,842,693.00	270,556,051.00	573,732,053.00	318,800,389.00	1,306,310,771.00	179,566,546.00	428,520,169.27	266,380,738.00	324,073,492.00	7,154,793,846.27	

Closing Balance

Nepgel	498,565			151,900		17,218.00							667,683.00
ZRP/KGBV	21,699,250	2,425,275	4,753,431.00	1,587,729	12,251,692.00	1,454.00	2,122,190	2,936,806.00		9,780,142.00			57,557,969.00
Cash in Hand													
Cash at Bank	70,970,054.00	137,751,043	277,254,667.00	123,714,349.00	13,796,124.00	71,425,694.00	16,785,525	134,250,185.00	46,215,509.00	60,614,150.00	25,706,265.00	86,537,237	1,165,020,802.00
Transit (16-17)	1,950,600.00							7,710,480.00		1,627,500.00			11,288,580.00
Headload			935,032.00										935,032.00
TOTAL	993,429,558.00	687,918,706.00	1,569,900,597.00	879,296,671.00	296,603,867.00	645,176,419.00	437,708,104.00	1,451,208,242.00	225,782,055.00	500,541,961.27	292,087,003.00	410,610,729.00	8,390,263,912.27



179