

F.No. 3-5/2023-UT
Government of India
Ministry of Education
(Department of School Education & Literacy)

Shastri Bhawan, New Delhi,
Dated: 1st May, 2023

Subject: Samagra Shiksha -Meeting of the Project Approval Board (PAB) held on 10th April 2023 - Circulation of Minutes in respect of UT of Dadra & Nagar Haveli and Daman & Diu.

The meeting of the Project Approval Board (PAB) of Samagra Shiksha was held under the chairpersonship of EA(DoSE&L) on 10th April 2023, to consider the Annual Work Plan & Budget (AWP&B) 2023-24 in respect of UT of DNH & DD.

2. A copy of the PAB minutes approving the Annual Work Plan & Budget (AWP&B) 2023-24 for UT of DNH & DD under Samagra Shiksha is enclosed.



(Subhendu Das)

Under Secretary to the Govt. of India

To

1. Secretary, Ministry of Women & Child Development
2. Secretary, Ministry of Labour & Employment
3. Secretary, Department of Social Justice & Empowerment, Ministry of Social Justice & Empowerment
4. Secretary, Ministry of Tribal Affairs
5. Secretary, Department of Drinking Water & Sanitation, Ministry of Jal Shakti
6. Secretary, Ministry of Minority Affairs
7. Secretary, Department of Empowerment of Persons with Disabilities, Ministry of Social Justice & Empowerment.

सुभेंदु दास/SUBHENDU DAS
अवर सचिव/Under Secretary
भारत सरकार/Govt. of India
शिक्षा मंत्रालय/Min. of Education
स्कूल शिक्षा और साक्षरता विभाग/Die School Education & Literacy
नई दिल्ली/New Delhi

8. Adviser (Education), Niti Aayog.
9. Director, NCERT
10. Vice Chancellor, NIEPA.
11. The Chairperson, NCTE
12. Vice Chancellor, IGNOU, Maidan Garhi, New Delhi
13. Member Secretary, NCPCR, 5th floor, Chanderlok Building, Janpath, New Delhi – 110001
14. PPS to Secretary, Department of School Education & Literacy
15. PS to AS (Inst.), Department of School Education & Literacy
16. PS to AS(SS.II), Department of School Education & Literacy
17. PS to JS(AE & Coord), Department of School Education & Literacy
18. PS to JS(EE-1), Department of School Education & Literacy
19. PS to JS & FA, Department of School Education & Literacy
20. PS to EA, Department of School Education & Literacy
21. PS to DDG (Statistics), Department of School Education & Literacy
22. The Secretary(Education), DNH & DD.
23. The State Project Director, DNH & DD.

Copy to:

1. All divisional Heads of SS Bureau I & II and AE & Coord.
2. Abdul Momin, Senior Consultant, TSG, EdCIL for circulation among the appraisal Team for the UT of Lakshadweep.
3. NIC- with a request to upload minutes on the Shagun portal/Samagra Shiksha Portal.

सुभेंदु दास/SUBHENDU DAS
अवर सचिव/Under Secretary
भारत सरकार/Govt. of India
शिक्षा मंत्रालय/Min. of Education
स्कूल शिक्षा और साक्षरता विभाग/Dth School Education & Literacy
नई दिल्ली/New Delhi

(Subhendu Das)
Under Secretary to the Govt. of India



सत्यमेव जयते

Government of India
Ministry of Education
Department of School Education and Literacy


SAMAGRA SHIKSHA
(An Integrated Scheme for School Education)

Minutes of the meeting of the Project Approval Board held on 10.4.2023 through Video Conference to consider the Annual Work Plan & Budget (AWP&B) 2023-24 of Samagra Shiksha for the UT of Dadra and Nagar Haveli and Daman and Diu

सुभेंदु दास/SUBHENDU DAS
अवर सचिव/Under Secretary
भारत सरकार/Govt. of India
शिक्षा मंत्रालय/Min. of Education
स्कूल शिक्षा और साक्षरता विभाग/Dio School Education & Literacy
नई दिल्ली/New Delhi

INDEX

Sl. No.	Content	Page Number
1	Introduction	3
I	Section I: State/UT specific initiatives, Review of Performance & Issues	
2	Initiatives of the State/UT	3
3	Review of Commitments and Expected Outcomes & Action Taken during 2022-23	5
4	Review of performance during 2022-23	7
5	Appraisal issues/ Commitments for 2023-24	8
II	Section II: Financial Estimation	
7	Total Estimated Budget (2023-24)	12
8	Actual Releases by GOI during 2023-24	12
Annexure		
Annexure I	List of Participants	15
Annexure II	The Copy of PPT	16
Annexure III	Spill Over 2022-23	34
Annexure IV	Costing Sheet 2022-23	46
List of Schools/Blocks/Locations approved for various interventions by PAB 2023-24 uploaded in PRABANDH portal		


 सुभेंदु दास/SUBHENDU DAS
 अवर सचिव/Under Secretary
 भारत सरकार/Govt. of India
 शिक्षा मंत्रालय/Min. of Education
 स्कूल शिक्षा और साक्षरता विभाग/Dt School Education & Literacy
 नई दिल्ली/New Delhi

The soft copy of the minutes including annexures may be accessed on the MoE website at www.education.gov.in

1. Introduction:

The meeting of the Project Approval Board for considering the Annual Work Plan and Budget (AWP&B) 2023-24 for SAMAGRA SHIKSHA for the UT of Dadra and Nagar Haveli and Daman and Diu was held on 10.4.2023 through Video Conference. The list of participants who attended the meeting is at **Annexure-I**.

Section: I – State/UT Specific Initiatives, Review of Performance & Issues

2. Smt. A. Srija, EA (DoSEL), MOE welcomed the participants. The team of Dadra and Nagar Haveli and Daman and Diu was asked to give a presentation on School Education. Sh. Jatin Goyal, SPD, Dadra and Nagar Haveli and Daman and Diu made a presentation and highlighted the following major points:

2.1 Students Enrolment: Gross as well as Net enrolment almost at all the levels has improved significantly.

2.2 Grade wise decline enrolment and drop-out rate: Overall enrolment has increased by 3.08% over previous year

2.3 Performance in National Achievement Survey- 2021: The district and subject wise performance of the UT in NAS 2021, has improved as well as declined slightly in comparison to the NAS-2017. The UT has prepared an annual action plan to further improve the same;

Performance in NAS 2017 and NAS 2021							
District	Year	Language	Math	EVS	Science	Social Science	English
Daman	2017	53	48	54	38	35	35
	2021	54	40	49	38	38	50
Diu	2017	53	48	54	38	35	35
	2021	48	37	41	34	36	40
DNH	2017	59	50	64	40	44	31
	2021	49	35	40	35	36	37

Performance of Students in NAS 2021 (Subject Wise)					
District	DMN	DIU	DNH	DNHDD	National Average
Language	54	48	57	53	54
Mathematics	40	37	42	40	42
EVS	49	41	53	48	53
Science	38	34	37	36	38
Social Science	38	36	38	37	38
English	50	40	43	44	50

UT's Action plan to improve the learning outcomes of the children

- NAS results will be shared with all the stakeholders
- To Conduct review meetings in order to address learning gaps
- Involve SMC members and parents to create supportive learning environment
- Training of HM and teachers on NCERT Learning Outcomes to align with expected outcomes through established NGOs
- Encourage peer learning and support through BRCC/CRCC/BRPs
- Develop intervention handbook for low performing outcomes and subject-wise strategies
- Prepare question banks and conduct state level achievement survey
- Provide ICT-based resources and e-content to achieve learning outcomes
- Orientation of NAS/FLS report at district, block and school level

Best Practices of the UT: Following are some of the best practices of the UT of DNH & DD:

2.4 School Readiness Programme: The aim of the initiative is to improve children's school readiness by enhancing language reading & social skills. Under which, some study materials were designed and provided to children of Upper primary schools. 10 days summer camp conducted in each district for upper primary students. Activities were framed to develop and enhance the children's hobby and life skill. children were provided free of cost accommodation and food.

2.5 Strengthening of Pre-Primary Education: 139 Pre-school have been Established and 5 Days training session was conducted by DIET and NGO support for all preprimary teachers. Hands on training were provided on development TLM and utilization of learning materials. Further, NISHTHA 4.0 online training is also available for preprimary teacher. ECCE BRPs are visiting preprimary schools and providing onsite support.

2.6 Ramta Ramta Shikho Abhiyan: Foundational Literacy and Numeracy mission activities named as "Ramta Ramta Shikho" Abhiyan have been launched in collaboration with Civil Society Organization. Under this Mission, the plan is to cover all the students of grade 1 to 5. Further, 60 Master training and buddy teachers FLN training organized in collaboration with partnering NGO and provided FLN learning material and Students progress assessment Kits including online data capturing or tracking of target LOs through Pre/Mid/Post test.

2.7 Shiksha ki Baat Abhibhavako ke Saath: It is a community awareness program on education and educational policies. Which is helpful to communicate and interact with the village level community. Program was initiated by DNH education department and BRC/CRC team. They are organizing evening programs from time to time with the local village and parents. Right now, all the clusters/Panchayat face to face interact are being covered.

2.8 Self-Study Centre: 796 centers operationalized and 11405 students are covering in DNH district. There is a place near children's house, where children study for some time in the evening with the help of the local community. Self-study also utilizing as remedial teaching by volunteers/CRCs. Peer learning is also improving.

3. Review of Commitments and Expected Outcomes & Action Taken during 2022-23

Sl. No.	Commitment made during PAB 2022-23	Action taken up to March 2023
---------	------------------------------------	-------------------------------



सुभेंदु दास/SUBHENDU DAS
 अवर सचिव/Under Secretary
 भारत सरकार/Govt. of India
 शिक्षा मंत्रालय/Min. of Education
 स्कूल शिक्षा और साक्षरता विभाग/DtS School Education & Literacy
 नई दिल्ली/New Delhi

1	Pending works in non-recurring/spill over	Out Of 54 spill over work proposed 6 Additional classroom has been surrender in PAB 2022-2023. Remaining out of 48 pending Additional classroom UT has planned to construct new 12 School from UT Budget in which 42 Additional classrooms has been covered because of which all 53 ACR will be Surrendered in PAB-2023-2024 and remaining 6 classrooms has land issue so it is also not started and it will also be surrendered in PAB -2023-2024. As additional fund/ Gap funding from the UT budget is under process to construct the ACR of RCC instead of load bearing structure. The U.T has continuously enforced the progress for completion of civil works in time bound. Moreover, the Civil Works have been transferred to PWD-III (Irri.) Department, DNH for smooth and speedy work.
2	Net Enrolment Ratio (NER): In DNH	UT has utilized the population data provided by MoE only for Indicators.
3	In Daman & Diu NER has declined at primary, upper primary, secondary level from year 2018-19 to 2019-20	UT has focused on different Interventions under Samagra Shiksha to motivate students at all level far studies. UT has implemented different interventions specially at Diu District to improve the performance. As per the data of Diu team assessment of LPD district, Diu has performed relatively well.
4	Decline in Transition Rate	UT has used the UDISE data only and as per UDISE data transition rate from secondary to Hr. Secondary respectively for year 2018-19 and 2019-20 is 71.56%, 71.77%. UT has recently initiated with ERP solution in which mapping of children from one level to another level is included.
5	Surplus Teachers at Elementary Level	The medium wise teacher rationalisation exercise almost completed. Fresh advertisement also published for recruitment of English Medium Teacher
6	Subject PTR at Secondary Level	Recently UT has recruited 99 Regular TGT and 64 Regular PGT. This will help to rationalised the subject wise PTR at secondary level.
7	Teacher and Head Teacher vacancy at Secondary Level	Recruitment process of TGT/PGT, is already completed. Revision of RR, is still going on.
8	Out of School Children with Special Needs (CWSN)	The data of Out of School Children is uploaded on PRABANDHA Portal by UT.

4. **Review of performance during 2022-23:**

Smt. A. Srija, EA (DoSEL) made a presentation on the AWP&B 2023-24 of UT of DNHDD. The copy of PPT is placed at Annexure – II.

4.1 Gross Enrolment Ratio (GER)/Net Enrolment Ratio (NER): GER/NER at elementary level is good. But at Secondary and Higher Secondary level is low. The UT to take the measure to improve the indicators accordingly.

4.2 Drop-out rate: There is a grade wise decline from grade nine to twelve in the enrolment of the students. The UT to take the measure to improve the indicators accordingly.

4.3 Grade wise transition during two consecutive years: The enrolment in Govt schools has improved leading to decreasing the same in the private schools. But overall percentage of enrolment in private school has improved slightly. The UT need to look it and take the necessary steps.

4.4 Transition rate among the grades: The transition rate from Primary to Upper Primary is good but there can be a decline seen from elementary to Secondary and Secondary to Higher Secondary level. The UT to take the measure to improve the indicators accordingly.

4.5 Single Teacher Schools (Government): UT has 44 schools with single teacher for schools with less than 30 enrolments. The rationalization of teachers may be done. The UT to take the measure to improve the indicators accordingly.

4.6 Surplus teachers: There are 323 surplus teachers at elementary level in the UT and Only 55% Upper Primary Schools having 3 subject teachers as per the RTE norms.

4.7 Pupil Teachers Ratio (PTR): The Subject PTR at secondary level is high. Only 60% secondary schools having teacher for all core subject. UT to make the efforts to improve the teachers' positioning across the subjects.

4.8 Infrastructure in Govt. Schools: Apart from 2 schools without Ramp, 3 schools without library, 1 school without playground and 1 school without girls' toilet, all the other infrastructure work has been saturated in the UT. UT to take the measures to saturate these schools also.

सुभेंदु दास/SUBHENDU DAS
अवर सचिव/Under Secretary
भारत सरकार/Govt. of India
शिक्षा मंत्रालय/Min. of Education
स्कूल शिक्षा और साक्षरता विभाग/D/o School Education & Literacy
नई दिल्ली/New Delhi

4.9 Children with Special Needs (CwSN): There is only 77% boys' toilets and 58% girls' toilets for children with special needs. Further, only 48% of total enrolled students in primary education completed their Higher Secondary. The UT to rework on it and take the necessary steps to improve the outcome.

4.10 Teacher Education-Vacancies: There are 19.45% vacant posts of teachers at elementary level and 12.98% vacancies of teachers at secondary level. In DIET also, there are 52% vacant posts. The UT needs to fill-up these vacancies on priority basis.

4.11 Teachers Salary: A substantial amount approved under the component is laying unspent. The UT to make the expenditure accordingly.

4.12 Free Uniform: The expenditure progress is nil for free uniform component. The UT reported due to vendor issues there has been a delay in the procurement of uniform for children. Further, it was also highlighted that the UT need to look the expenditure of other components such as ICT/Smart classrooms, ECCE and infrastructure also and do the needful accordingly.

4.13 Financial Status (2022-23): The UT is getting financial support from other Ministries also. Hence, in order to avoid the duplication in funds, UT is requested to disclose the grants received from other ministries. Further, the UT has not adopted EAT-05 module so far. Therefore, the UT is requested to do the needful accordingly.

5. Appraisal issues/ Commitments for 2023-24:

4.14 Performance grading index (PGI):

(i) Performance Grading Index (PGI)						
Year	Category 1				Category 2	Total
	Learning Outcomes and Quality (180)	Access (80)	Infrastructure and Facility (150)	Equity (230)	Governance Process (360)	All Domains (1000)
2020-21	126	73	143	226	289	857
GAP	54	7	7	4	71	143

UT is requested to examine its score in each domain and take measures to improve its overall PGI score.

- a) **Learning outcomes and Quality (c-1, D-1):** UT still needs to work on providing interventions to improve the learning outcomes of the students.
- b) **Access Outcomes (C-1, D-2):** UT has shown improvement under this and needs saturate it by taking steps for identifying Out-of-school-children and their mainstreaming.
- c) **Infrastructure & Facilities (c-1, D-3):** UT has shown maximum improvement under this and was encouraged to further take measures to reach the top grade, with specific focus on areas where the performance is low i.e., Percentage of schools having computer girl's toilet, playground, and library
- d) **Equity Outcomes (C-1, D-4):** UT has shown substantial improvement under this with increase in the gross enrolment ratio of CWSN and % of entitled CWSN receiving aids and appliances. However, percentage of schools having functional CwSN (both boys and girls) friendly toilets is an area of concern.
- e) **Governance Processes (c-2, D-1):** UT has the maximum gap under this. Hence, UT needs little more focus on average daily attendance of students captured digitally (states and UTs may set digital mechanism similar to AMS of MDM), % Upper primary schools meeting norms of subject-teacher as per RTE, Number of teachers transferred through a transparent online system as a o/o of total number of teachers transferred, Number of headteachers/principals recruited through a merit-based selection system as a % of total number of head-teachers/principals recruited fin the given year)and Funds arranged through PPP, CSR as a percentage of UT budget on schools education etc.

4.15 Financial Progress (Category wise Estimate and Expenditure in 2022-23 (February 23): There are some heads where the expenditure has been very low in comparison to other heads.

Sl.No	Group	Estimate	% of Estimate (Component/Grand Total)	Total Expenditure Upto February. 2023	Central share of Expenditure	% of total expenditure against estimate
1	Annual Grant	2.41080	2.73%	2.21746	2.21746	91.98%
2	BRC/CRC	2.74698	3.11%	1.61635	1.61635	58.84%
3	Free Textbook	1.91481	2.17%	0.51934	0.51934	27.12%
4	Free Uniform	2.94570	3.33%	0.00000	0.00000	0.00%
5	KGBV (Recurring Cost)	0.68980	0.78%	0.15013	0.15013	21.76%

6	Program Management	3.46799	3.93%	2.04265	2.04265	58.90%
7	Reimbursement under 12 (1) (C)	0.23140	0.26%	0.23140	0.23140	100.00%
8	Netaji Subhash Chandra Bose Avasiya Vidyalaya / Hostels	0.00000	0.00%	0.00000	0.00000	0.00%
9	Support to SCPCR	0.00000	0.00%	0.00000	0.00000	0.00%
10	Financial Support for Teacher Educators (TEIs)	0.43200	0.49%	0.25050	0.25050	57.99%
11	Financial Support for Teachers	30.18504	34.17%	20.10205	20.10205	66.60%
12	Vocational Education (Recurring Cost)	1.95225	2.21%	0.83115	0.83115	42.57%
Sub Total		46.97677	53.18%	27.96103	27.96103	59.52%
1	Infrastructure Development	13.00473	14.72%	0.00000	0.00000	0.00%
2	Transport & Escort Facility	0.64440	0.73%	0.64440	0.64440	100.00%
3	Provision for CWSN	0.84368	0.96%	0.36787	0.36787	43.60%
4	Other NR Activities	0.68018	0.77%	0.00000	0.00000	0.00%
5	Special Training of OoSC Children	0.25480	0.29%	0.14830	0.14830	58.20%
Sub Total		15.42779	17.46%	1.16057	1.16057	7.52%
1	Assessment at National & State level	0.00000	0.00%	0.00000	0.00000	0.00%
2	Nipun Bharat Mission	2.60344	2.95%	0.54651	0.54651	20.99%
3	Funds for Quality	4.67934	5.30%	2.65342	2.65342	56.70%
4	ICT and Digital Initiatives	11.01760	12.47%	2.58035	2.58035	23.42%
5	Training for In-Service Teachers	0.26390	0.30%	0.04420	0.04420	16.75%
6	Community Mobilization	0.17715	0.20%	0.15768	0.15768	89.01%
7	Other Activities	3.00892	3.41%	1.08769	1.08769	36.15%

8	Early Childhood Care and Education (ECCE) (Recurring)	2.43136	2.75%	1.17081	1.17081	48.15%
9	Rashtriya Aavishkar Abhiyan	1.75497	1.99%	1.19733	1.19733	68.23%
Sub Total		25.93668	29.36%	9.43799	9.43799	36.39%
Grand Total		88.34124		38.55959	38.55959	43.65%

Source- Prabandh

4.16 Status of physical progress of pending Civil works (February, 2023):

Sl. No.	Item of Construction	Sanctioned	In progress	Completed	Not started
Elementary Level					
1	Primary School Buildings	9	0	8	1
2	Upper Primary School Buildings	6	2	4	0
3	Additional Class rooms	114	35	79	0
4	Drinking Water	80	0	80	0
5	Boys Toilet	53	0	53	0
6	Girls Toilet	27	0	27	0
7	CWSN Toilet	85	43	42	0
8	Ramps with handrail	43	0	43	0
9	BRC	2	0	2	0
10	Aug. of training BRC	2	1	1	0
11	CRC	7	0	7	0
12	Head Master Rooms	27	25	2	0
13	Boundary wall	19	1	17	1
14	Solar Panel Electrification	36	0	36	0
15	Dilapidated Building (Primary)	1	0	0	1
Secondary Level					
1	New School Buildings	3	1	2	0

Sl. No.	Item of Construction	Sanctioned	In progress	Completed	Not started
2	Additional Class room	10	1	9	0
3	Science Lab	1	0	1	0
4	Computer Room	2	1	1	0
5	Library Room	4	1	3	0
6	Art/Craft/Culture room	11	1	10	0
7	Girls Toilet	2	0	2	0
8	Boys Toilet	2	0	2	0

Source- Prabandh

Section: II- Financial Estimation

6. Total Estimated Budget (2023-24)

The estimates for the AWP&B for 2023-24 under Elementary, Teacher Education and Secondary are as under:

Head	Spill over	Non-Recurring (Fresh)	Recurring *	Total fresh	Grand Total (Including Spill-Over)
			(Fresh)	(3+4)	(2+5)
1	2	3	4	5	(2+5)
Elementary	1396.50	213.50	6176.29	6389.79	7786.29
Secondary	469.80	88.10	1074.38	1162.48	1632.28
Teacher Education	6.40	0.00	115.46	115.46	121.86
Total	1872.70	301.60	7366.13	7667.73	9540.43

*Includes Programme Management (MMMER)

7. Actual Releases by GOI during 2023-24

Against the above estimates, **Central Government shall provide to the State Government, Rs. 9537.23 lakh as its share (Rs. 7786.29 lakh for elementary, Rs. 1632.28 lakh for secondary & senior secondary and Rs. 118.66 lakh for Teacher Education)**. UTs will also be able to utilise their unspent balances as on 31st March, 2023 for the activities approved in 2022-23 including spill over.

Based on the demand of funds projected for 2023-24, the tentative share of recurring and non-recurring grants is given below:
(Rs. In lakh)

Component	Elementary Education	Secondary Education	Teacher Education	Total
Recurring	6176.29	1074.38	115.46	7366.13
Non-recurring	1610.00	557.90	3.20	2171.10
Total	7786.29	1632.28	118.66	9537.23

The Balance of the outlay (i.e., Rs. 1872.70 lakh) approved under non-recurring components in previous years which is not spent fully, is the outlay saved/spill over for the subsequent year (i.e., 2023-24). Against the above Spill over, the committed liability of Department of SE&L is Rs. 2190.69 lakh (Rs. 1537.54 lakh for Elementary, Rs. 649.95 lakh for Secondary & 3.20 Lakh for Teacher Education) keeping in view the total approvals and grants already released.

Non-recurring grant will be released against the committed liabilities and the fresh approvals subject to the production of required documents by State/UTs and physical and financial progress of these interventions under the non-recurring head.

As per Section 7(5) of the RTE Act, 2009, the State Government shall after taking into consideration the sum provided by the Central Government above and the mandatory matching State share, provide the balance funds necessary to fulfil the estimate for the implementation of the Act. The interventions under the Samagra Shiksha comprise of activities pertaining to Elementary, Secondary and Teacher Education respectively and there is a single Budget for Samagra Shiksha in the Demand for Grants (BE)

2023-24. The release of funds would be from a single Budget Head only. However, for purposes of ascertaining the quantum of funds going to each component, the Sub-Heads for Elementary (including Teacher Education) and Secondary Education has been classified separately.

The State should invariably provide Single Budget Head during 2023-24 and the nomenclature should be Samagra Shiksha. Since Samagra Shiksha would be catering to various activities relating to RTE entitlements and all other Elementary interventions as well as Teacher Training and activities for BRCs and CRCs which forms the portion of Teacher Education activities as well as for Secondary Education, the States shall also provide a suitable Nomenclature with Sub-Heads to identify the disbursement of funds separately under all components of Samagra Shiksha. Fund flow to SCERTs, DIETs etc. will be through State Nodal Account of State Implementing Society only.


8. Spill Over

An outlay of Rs. **1872.70** lakh as Spill over under various activities falling under Elementary Education, Secondary Education and Teacher Education was estimated with the condition that all pending activities should be completed during this year 2023-24. The detail is enclosed at **Annexure-III**.

9. Costing Sheet

The consolidated item-wise estimate for 2023-24 is at **Annexure-IV**. The UT must bifurcate the annexed costing sheet among all the districts according to their proposals/approvals and capture the district wise expenditure against the budget allotted, on the PRABANDH portal on a monthly basis for the real time monitoring of each activity/component approved under Samagra Shiksha. Also, UT needs to ensure that timely implementation of the various interventions as per the annual calendar of activities submitted.

The meeting ended with a vote of thanks to the Chair.


सुभेंदु दास/SUBHENDU DAS
अवर सचिव/Under Secretary
भारत सरकार/Govt. of India
शिक्षा मंत्रालय/Min. of Education
स्कूल शिक्षा और साक्षरता विभाग/Div. School Education & Literacy
नई दिल्ली/New Delhi


LIST OF PARTICIPANTS

1. Shri Vipin Kumar, Joint Secretary (SS-II), MoE
2. Ms A. Srija, Economic Advisor, MoE
3. Shri Venkatramana R. Hegde, DDG(Stats), MoE
4. Shri Shobit Gupta, Director, IFD, MoE
5. Smt Srikala Venugopal, Deputy Secretary, Samagra Shiksha, MoE
6. Dr. Arun T, Secretary (Education)/Chairman Executive Committee, DNH&DD
7. Shri. Jatin Goyal, Director of Education/State Project Director, SS, DNH&DD
8. Shri Paritosh V Shukla, ASPD, SS, DNH&DD
9. Shri Rajendra Mohile, State Coordinator, DNH&DD
10. Shri Satish Patel, DPC, DNH&DD
11. Shri Yogesh Pariyarkar, AAO, SS, DNH&DD
12. Shri Ravi Vaviya, MIS coordinator, DNH&DD
13. Shri Subhendu Das, Under Secretary, Samagra Shiksha, MoE
14. Shri Abdul Momin, Consultant SS, MoE & State Coordinator, DNH&DD
15. Appraisal Team - TSG Consultants, Samagra Shiksha, MoE
16. Appraisal Team - Consultants, Samagra Shiksha, DNH&DD



सुभेंदु दास/SUBHENDU DAS
अवर सचिव/Under Secretary
भारत सरकार/Govt. of India
शिक्षा मंत्रालय/Min. of Education
स्कूल शिक्षा और साक्षरता विभाग/Div. School Education & Literacy
नई दिल्ली/New Delhi

The Power Point Presentations of MoE



SAMAGRA SHIKSHA
(An Integrated Scheme for School Education)

PROJECT APPROVAL BOARD
2023-24

DNH & Daman and Diu
10-04-2023

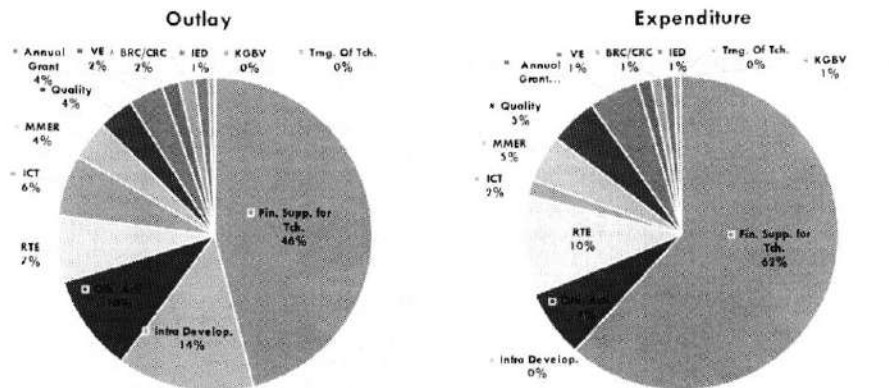
Progress Analysis on the Budget Approved of last 5 Years – DNH and DD

Rs. In Crore

Sl.No	Major Component	2018-19		2019-20		2020-21		2021-22		2022-23	
		Outlay	Achievement	Outlay	Achievement	Outlay	Achievement	Outlay	Achievement	Outlay	Achievement
1	Annual Grant	2.64	0.61	0.64	0.57	2.39	1.93	2.43	2.14	2.41	2.33
2	SBC, CRC	0.42	0.15	0.34	0.16	0.86	0.56	1.11	0.46	2.73	2.28
3	Free Textbook	0.54	0.54	0.52	0.30	0.53	0.47	1.78	1.60	1.91	1.83
4	Free Uniform	0.59	0.59	0.51	0.51	0.52	0.51	2.57	2.44	2.93	0.00
5	UGV (Recurring Cost)	0.00	0.00	0.00	0.00	0.52	0.12	0.38	0.31	0.69	0.34
6	Program Management	0.81	0.73	0.81	0.79	2.94	1.61	2.72	1.96	3.47	3.01
7	Reimbursement under 12(1) (C)	0.00	0.00	0.00	0.00	0.00	0.00	0.00	0.00	0.23	0.23
8	Financial Support for Teacher Education (TEs)	0.00	0.00	0.00	0.00	0.26	0.11	0.36	0.31	0.43	0.25
9	Financial Support for Teachers	4.81	2.48	4.20	2.72	37.66	21.92	30.45	25.30	30.19	20.35
10	Vocational Education (Recurring Cost)	0.61	0.00	0.61	0.26	1.55	0.41	1.18	0.58	1.93	0.84
11	Infrastructure Development	1.70	1.00	4.70	1.93	9.00	0.00	9.43	0.00	10.61	0.00
12	Transport & Escort Facility	0.00	0.00	0.00	0.00	0.06	0.00	0.62	0.02	0.64	0.64
13	Provision for CWSP	0.24	0.21	0.25	0.19	0.98	0.50	0.94	0.49	0.84	0.63
14	Special Training of OoSC Children	0.13	0.01	0.08	0.05	0.07	0.03	0.61	0.32	0.25	0.15
15	Nipun Bharat Mission	0.00	0.00	0.00	0.00	0.00	0.00	2.01	1.29	2.60	0.89
16	Funds for Quality	0.62	0.46	1.02	0.57	4.07	1.64	2.33	2.04	4.68	3.19
17	ICT and Digital Initiatives	1.62	0.02	0.00	0.00	0.92	0.65	4.22	0.70	11.02	4.00
18	Training for In-Service Teachers	0.41	0.15	0.22	0.15	0.05	0.00	0.08	0.00	0.26	0.04
19	Community Mobilization	0.05	0.03	0.05	0.02	0.18	0.13	0.18	0.16	0.16	0.15
20	Other Activities	0.14	0.09	0.57	0.05	3.17	0.32	2.85	0.58	3.69	1.50
21	ECCE / Reurings	0.00	0.00	0.00	0.00	0.75	0.62	0.72	0.72	2.43	2.19
22	Rajiv Gandhi Aashishor Abhyas	0.51	0.46	0.48	0.39	2.10	0.38	0.56	0.51	1.73	1.70
	Grand Total	13.84	8.33	14.99	8.70	68.60	41.91	67.09	41.43	83.93	46.57

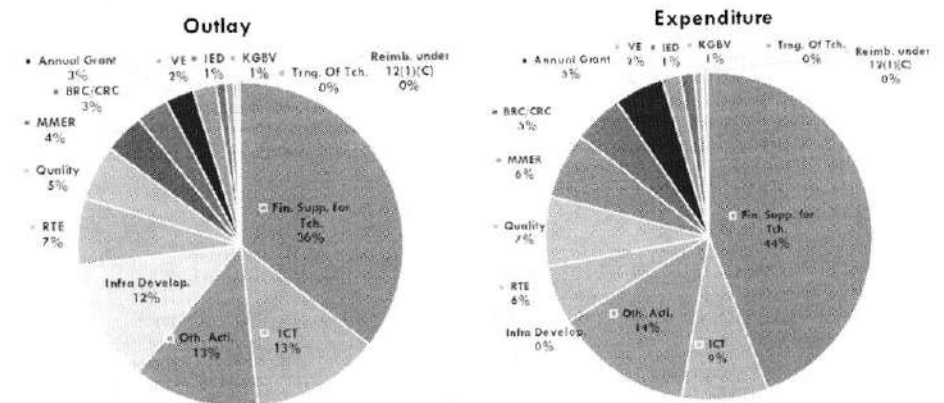
Source: PRABANDH

Approved Outlay 67.09 Cr. (Year 2021) -22% Rs. In Crore

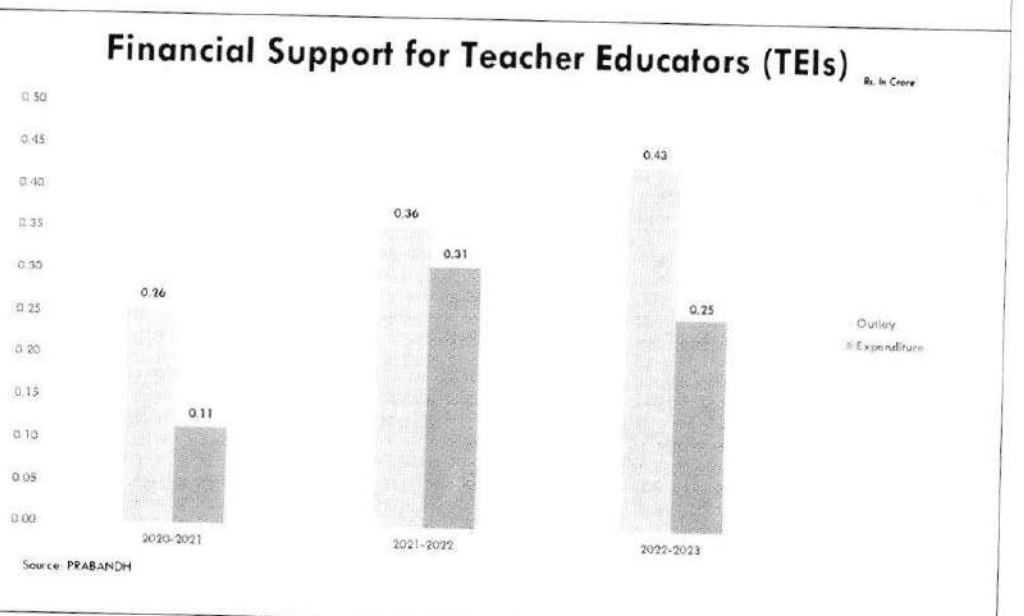
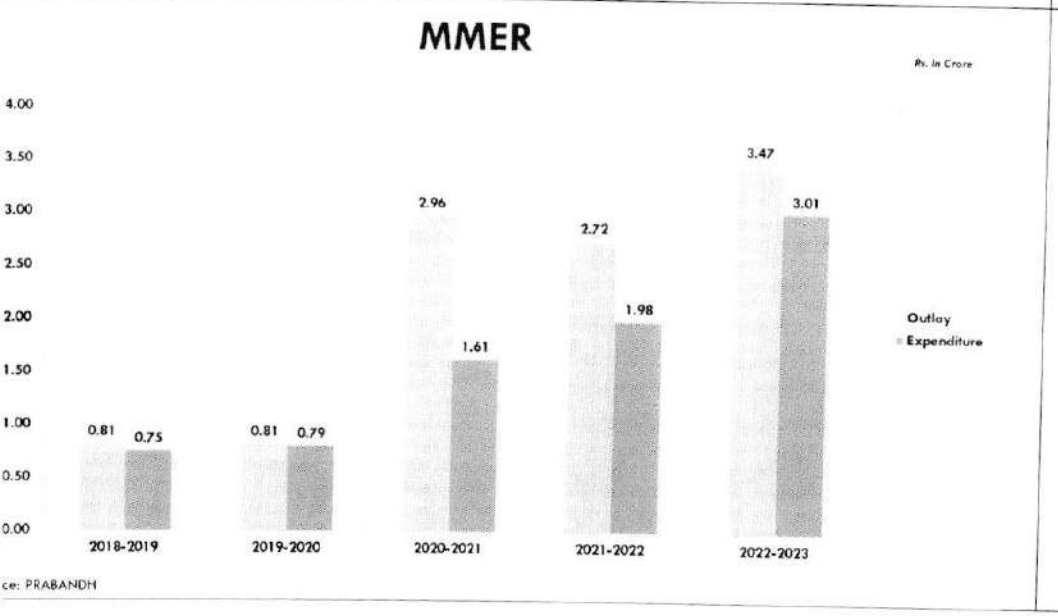
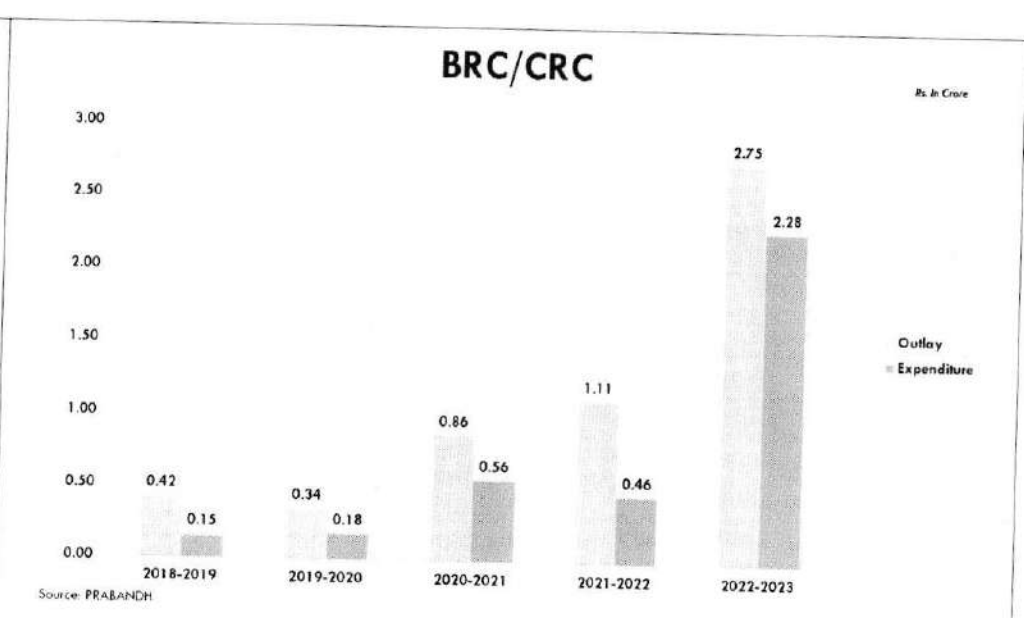
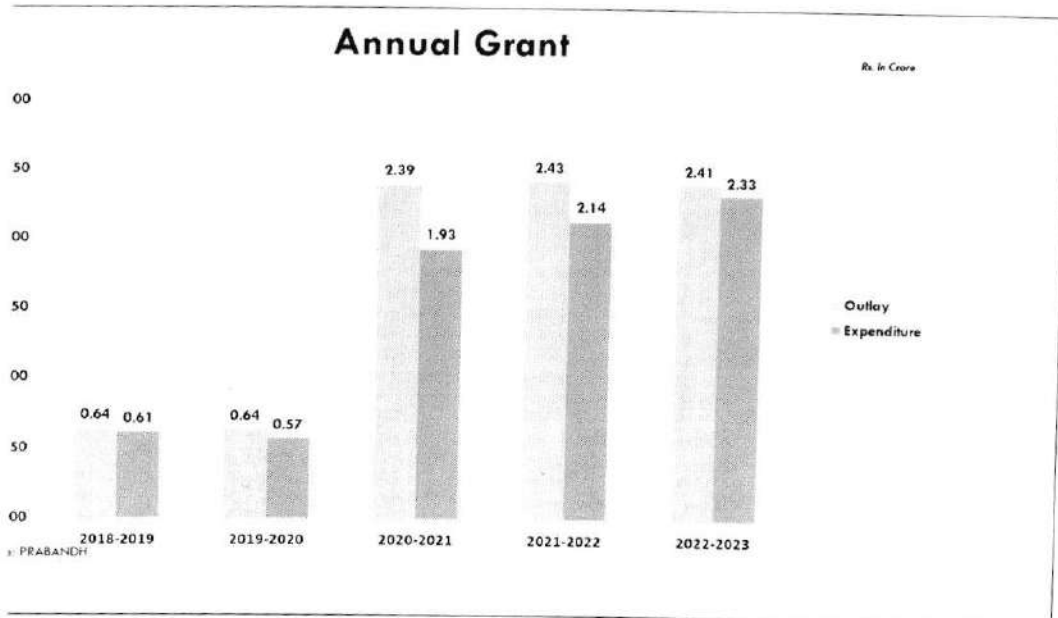


Source: PRABANDH

Approved Outlay 85.95 Cr. (Year 2022) -23% Rs. In Crore

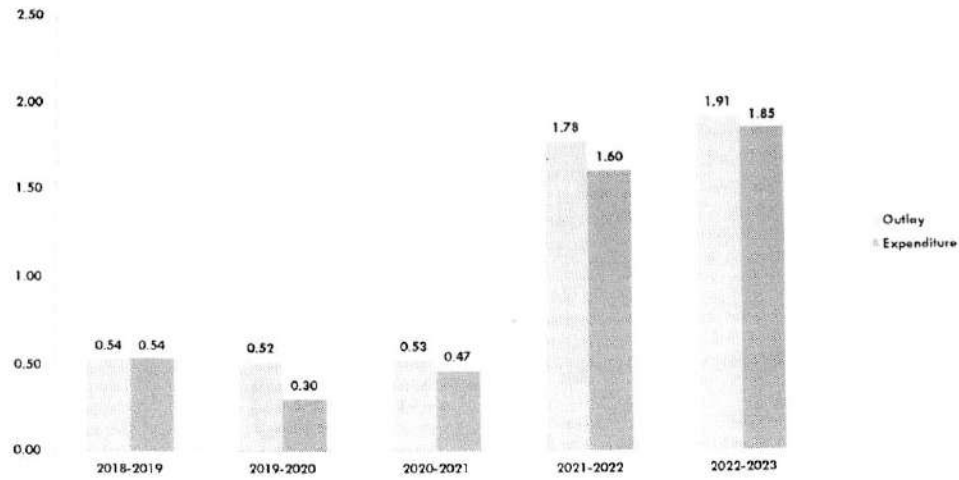


Source: PRABANDH



Free Textbooks

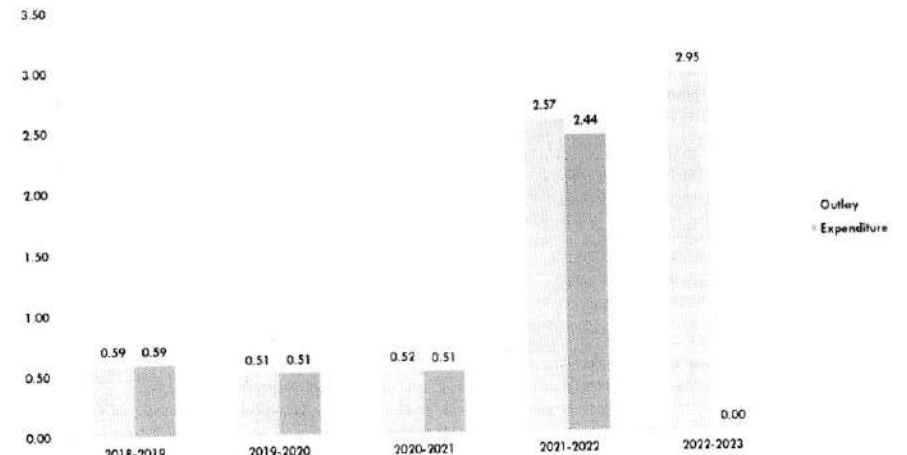
Rs. In Crore



Source: PRABANDH

Free Uniform

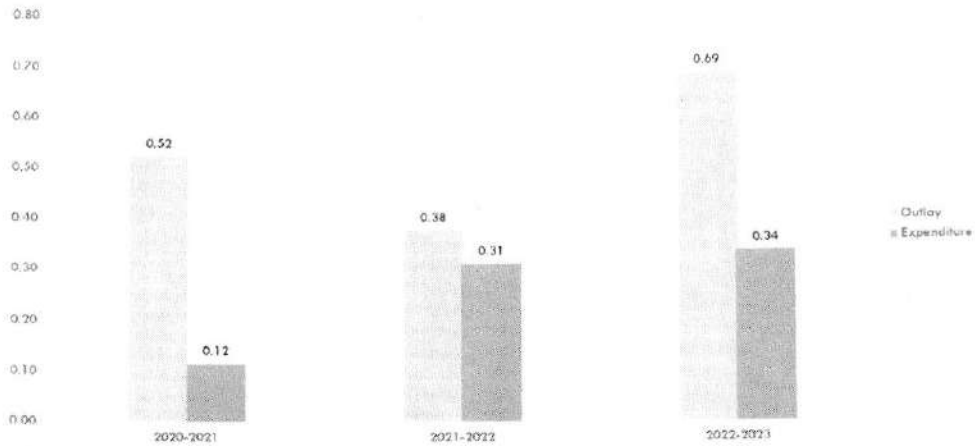
Rs. In Crore



Source: PRABANDH

KGBVs

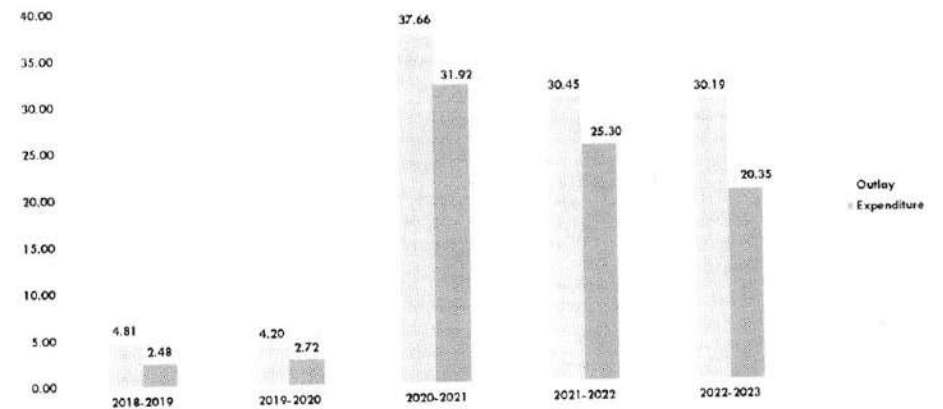
Rs. In Crore



Source: PRABANDH

Financial Support for Teachers

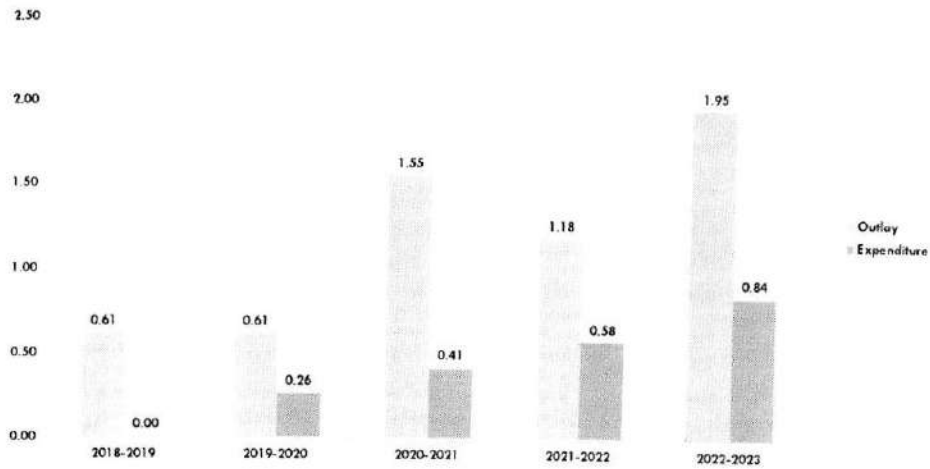
Rs. In Crore



Source: PRABANDH

Vocational Education

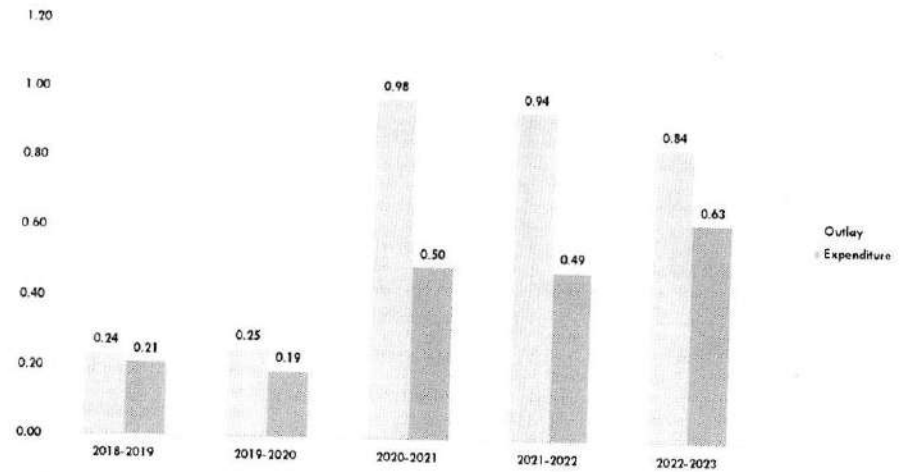
Rs. In Crore



Source: PRABANDH

Inclusive Education

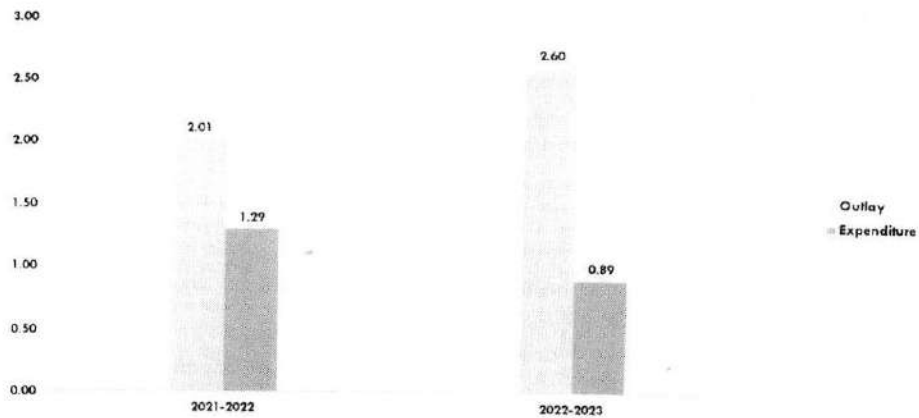
Rs. In Crore



Source: PRABANDH

Nipun Bharat Mission

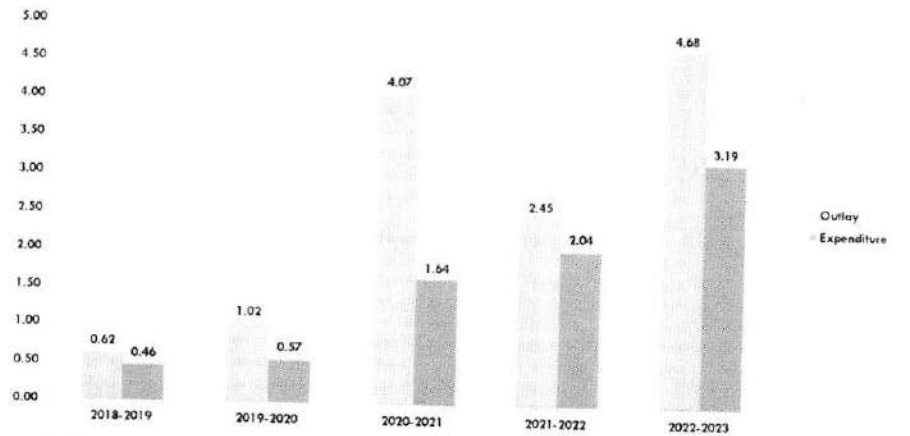
Rs. In Crore



Source: PRABANDH

Funds for Quality and Innovation

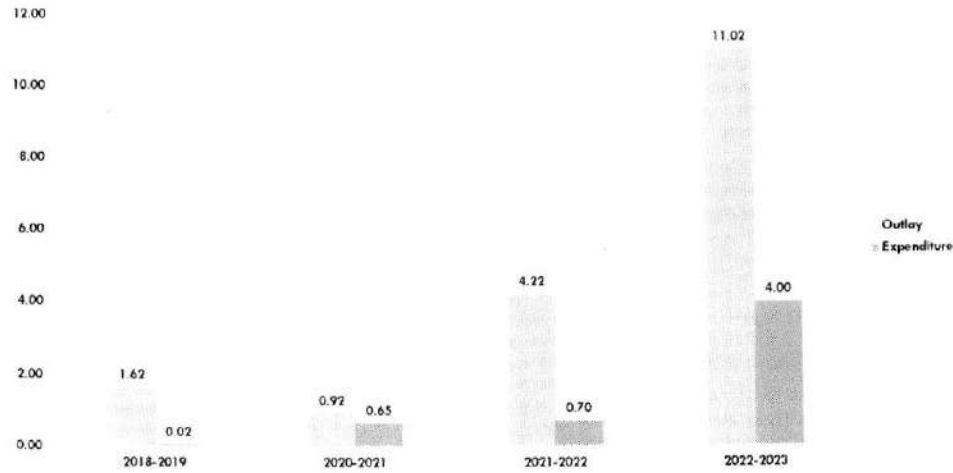
Rs. In Crore



Source: PRABANDH

ICT and Digital Initiatives

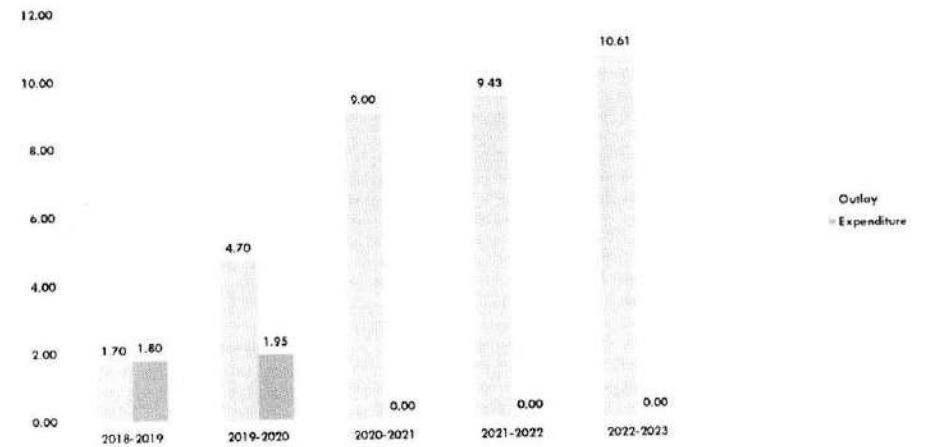
Rs. In Crore



Source: PRABANDH

Infrastructure Development


Rs. In Crore



Source: PRABANDH

Transport and Escort Facility

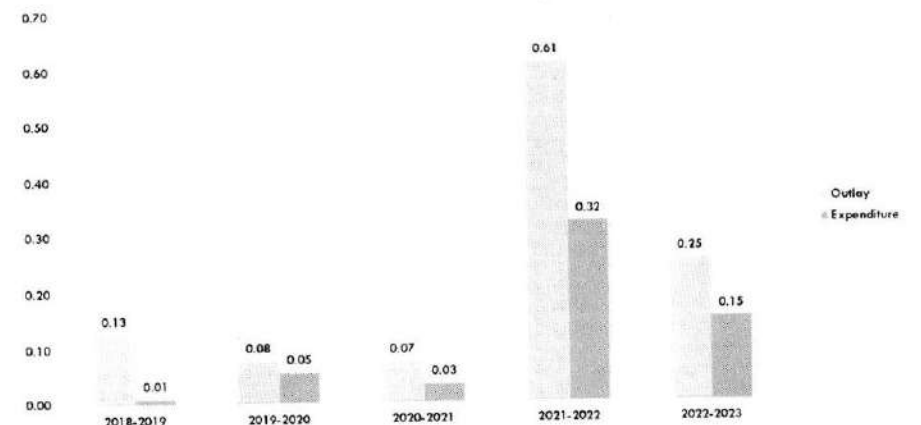
Rs. In Crore



Source: PRABANDH

Special Training of OoSC Children

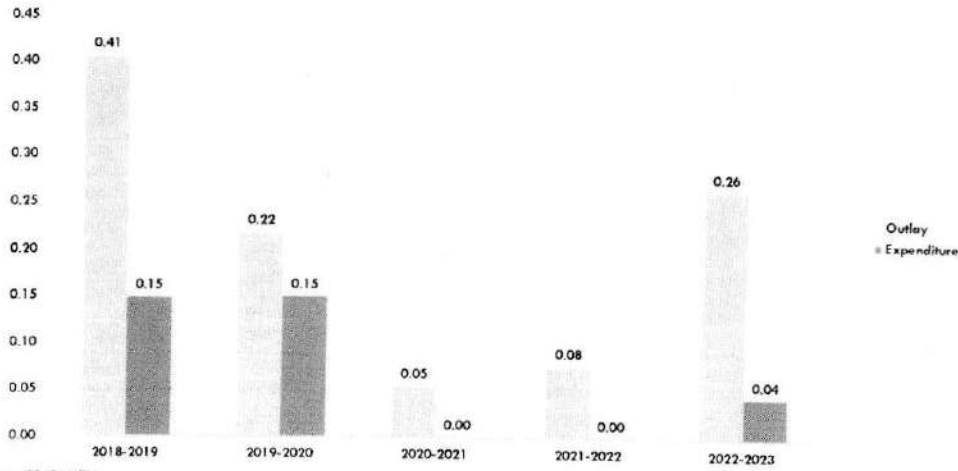
Rs. In Crore



Source: PRABANDH

In-Service Training of Teachers

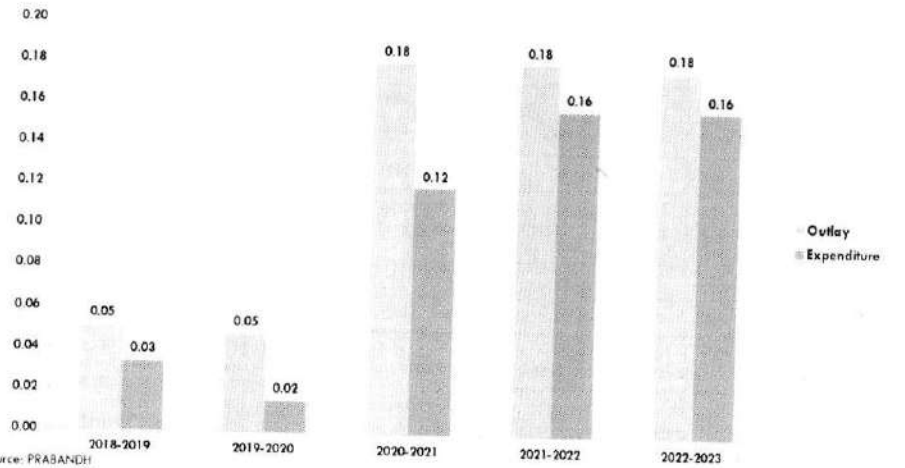
Rs. In Crore



Source: PRABANDH

Community Mobilization

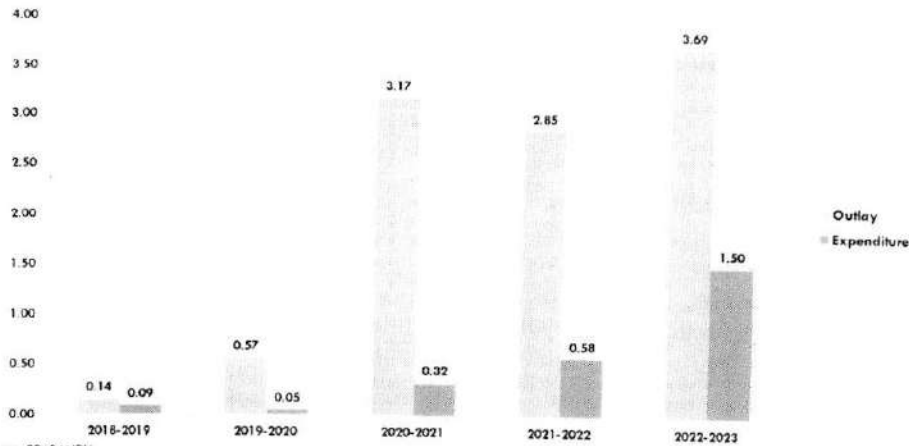
Rs. In Crore



Source: PRABANDH

Other Activities


Rs. In Crore



Source: PRABANDH

Early Childhood Care and Education (ECCE)

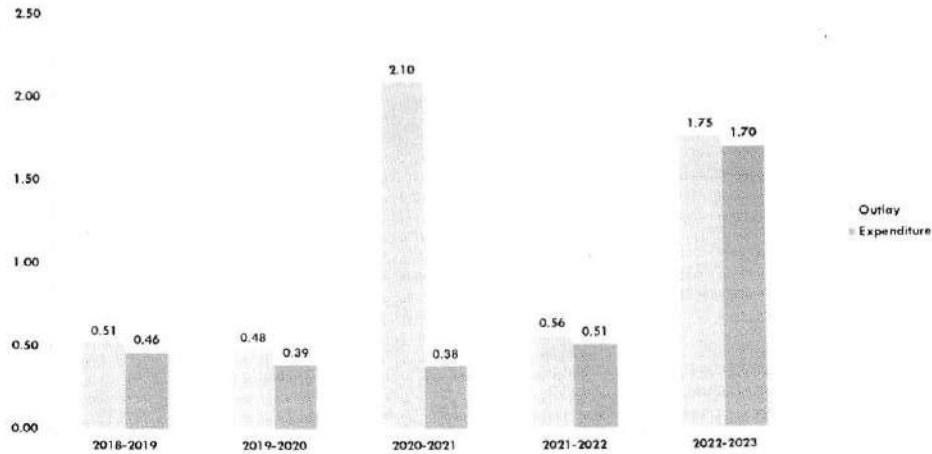
Rs. In Crore



Source: PRABANDH

Rashtriya Aavishkar Abhiyan

Rs. In Crore



Source: PRABANDH

State Profile

	Management	Number	Percentage
School	Government	388	84.53
	Aided	8	1.74
	Unaided	63	13.73
	*Total	459	
Enrolment (Pre-Primary to XII)	Government	91,026	68.26
	Aided	7,109	5.33
	Unaided	35,223	26.41
	*Total	1,33,358	
Teacher	Government	2,869	64.27
	Aided	211	4.73
	Unaided	1,384	31.00
	*Total	4,464	

Districts:- 3

Special Focus Districts:- 0

Aspirational Districts:- 0

LWE Districts:- 0

* Madrasa & Unrecognised schools information is not included in total

Source: UDISE 2021-22

Enrolment by management (Class I to V)

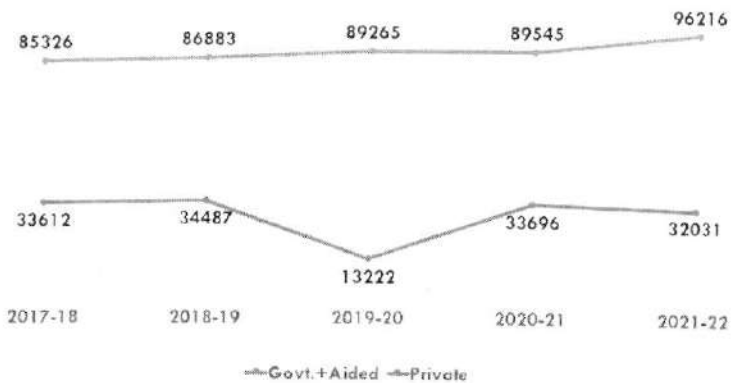
Management	Year	Class I		Class II		Class III		Class IV		Class V	
		Boys	Girls	Boys	Girls	Boys	Girls	Boys	Girls	Boys	Girls
		2021-22	4044	3868	3827	3732	4418	4509	4237	4149	4447
Government	2020-21	3357	3354	4010	4215	3800	3881	4091	4011	3854	3695
	2019-20	2887	3049	2742	2801	2966	2933	2741	2582	3270	3225
	2021-22	95	90	141	98	143	124	155	127	318	236
Aided	2020-21	111	76	148	97	137	153	181	117	317	225
	2019-20	70	49	62	71	99	82	103	63	143	109
	2021-22	1800	1452	1857	1401	1966	1509	2038	1483	1810	1251
Private	2020-21	1863	1514	2313	1842	2284	1666	2212	1543	1942	1370
	2019-20	1697	1310	1642	1202	1502	1054	1433	1001	1321	914
	2021-22	5939	5410	5825	5231	6527	6142	6430	5759	6575	5748
Total	2020-21	5331	4944	6471	6154	6221	5700	6484	5671	6113	5290
	2019-20	4654	4408	4446	4074	4567	4069	4277	3646	4734	4248

Enrolment by management (Class VI to XII)

Management	Year	Class VI		Class VII		Class VIII		Class IX		Class X		Class XI		Class XII	
		Boys	Girls	Boys	Girls	Boys	Girls	Boys	Girls	Boys	Girls	Boys	Girls	Boys	Girls
		2021-22	4247	3947	4530	4418	3885	3856	3941	3810	2538	2197	3306	3439	1546
Government	2020-21	4355	4282	3768	3771	3792	3784	2946	2406	3521	3785	1651	2050	1952	2139
	2019-20	2756	2731	2876	2793	1226	1141	3640	3231	1909	2166	1716	1742	1501	1716
	2021-22	431	341	445	382	449	368	467	383	372	322	475	475	321	351
Aided	2020-21	413	349	447	363	437	355	438	353	434	323	367	407	380	447
	2019-20	145	102	132	100	103	66	126	89	132	81	0	0	0	0
	2021-22	1613	1145	1560	1148	1537	1048	1431	950	1338	922	866	619	736	551
Private	2020-21	1701	1215	1621	1130	1552	1104	1367	985	1270	873	660	534	638	497
	2019-20	1128	818	1097	783	949	691	868	553	765	535	512	427	386	326
	2021-22	6291	5433	6535	5948	5871	5272	5839	5143	4248	3441	4647	4533	2603	2857
Total	2020-21	6469	5846	5836	5264	5781	5243	4751	3744	5225	4981	2678	2991	2970	3083
	2019-20	4029	3651	4105	3676	2278	1898	4634	3873	2806	2782	2228	2169	1887	2042

EDUCATIONAL INDICATORS

Enrolment (Govt + Aided & Private)



Retention Rate
 Primary: 99%
 Elementary: 99%
 Secondary: 100%

Source: UDISE+

Basic Educational Indicators

Gross Enrolment Ratio

Year	Primary	Upper Primary	Elementary	Secondary	Higher Secondary
2021-22	89.14	90.80	89.75	75.01	54.93
2020-21	89.17	90.35	89.60	76.97	44.98

Net Enrolment Ratio

Year	Primary	Upper Primary	Elementary	Secondary	Higher Secondary
2021-22	79.82	74.29	84.42	48.38	33.95
2020-21	77.66	71.32	82.92	51.89	29.16

Source: UDISE+

Grade wise Decline Enrolment & Dropout Rate

	I	II	III	IV	V	VI	VII	VIII	IX	X	XI	XII
		781	44	268	168	321	168	43	-42	-806	-1026	-209
2021-22	11349	11056	12669	12189	12323	11724	12483	11143	10982	7689	9180	5460
2020-21	10275	12625	11921	12155	11403	12315	11100	11024	8495	10206	5669	6053

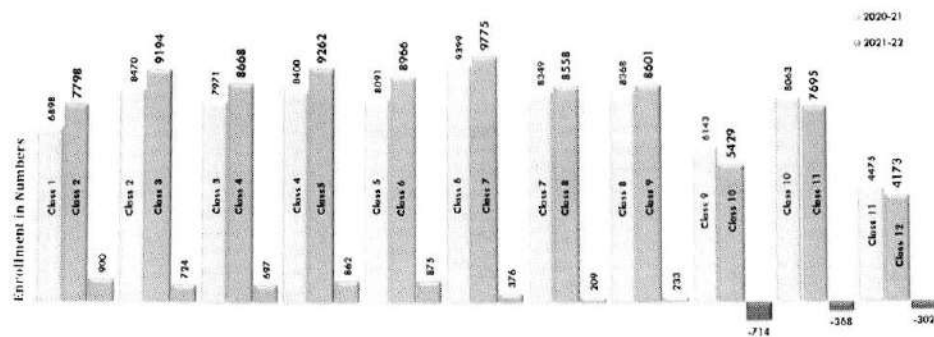
Total Decline between the grades 1,850 excluding repeaters (233)

Grade wise Annual Average Dropout Rate:

Year	I	II	III	IV	V	VI	VII	VIII	IX	X	XI
2021-22	0.0	0.0	0.0	0.0	0.0	0.0	0.0	0.9	9.1	9.8	3.7

Source: UDISE+


Comparative Analysis of Grade Wise Transition during Two Consecutive Years (Govt.+ Govt. Aide)



TOTAL ENROLMENTS	2020-21	2021-22	Total Gain
	84,627	88,119	3,492

Source UDISE+


Comparative Analysis of Grade Wise Transition during Two Consecutive Years (Private unaided)



TOTAL ENROLMENTS	2020-21	2021-22	GAP
	32,561	28,779	-3,782

Source UDISE+

Comparative Analysis of Grade Wise Transition during Two Consecutive Years (All Management)



TOTAL ENROLMENTS	2020-21	2021-22	GAP
	1,17,188	1,16,898	-290

Source UDISE+

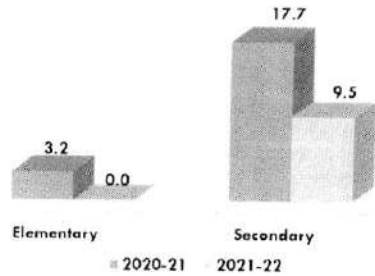
School Size & Single Teacher Schools (Government)

For Govt. Schools	2020-21		2021-22	
	Primary	Upper Primary	Primary	Upper Primary
Zero Enrolment	0	0	0	0
Less than 15 Enrolment	4	0	6	0
Less than 30 Enrolment	52	2	44	0
Single Teacher Schools	1	0	0	0
% of schools with Adverse PTR	13.78	16.99	5.39 (PTR-33)	17.18 (PTR-34)

Source UDISE+

Annual Average Drop-out Rate

Year	Elementary		Secondary	
	Boys	Girls	Boys	Girls
2021-22	0.0	0.0	10.5	8.3
2020-21	3.6	2.7	20.5	14.6

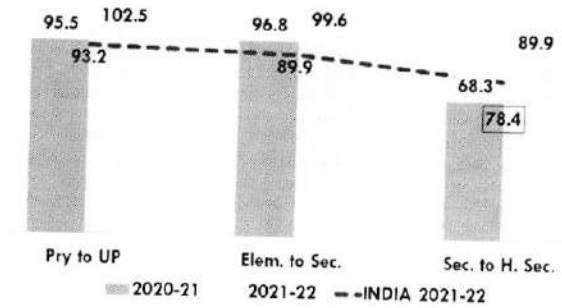


Overall Drop-out Rate
(National 2021-22)
Elementary: 2.0
Secondary: 12.6

Source UDISE+

Transition Rate

Year	Primary to UP		Elem. to Secondary		Secondary to High Sec.	
	Boys	Girls	Boys	Girls	Boys	Girls
2021-22	102.6	102.4	100.3	97.6	88.9	91.0
2020-21	95.0	96.0	96.6	97.0	64.0	72.7



Source UDISE+ 2021-22

Gender Parity Index


- Elementary - (1.05)
- Secondary - (1.10)
- Senior Secondary - (1.58)

Source UDISE+ 2021-22

Surplus Teachers

- ☐ 323 Surplus Teachers at Elementary Level
- ☐ Only 55% Upper primary Schools having 3 subject teacher as per the RTE norms.

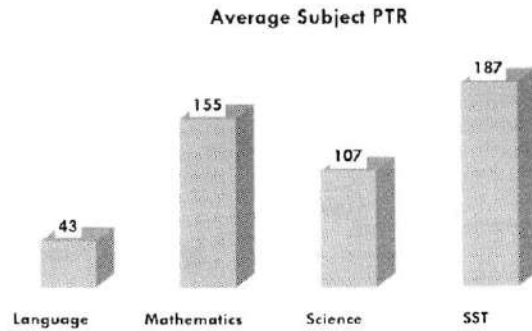
Average Subject PTR



Source UDISE 2021-22

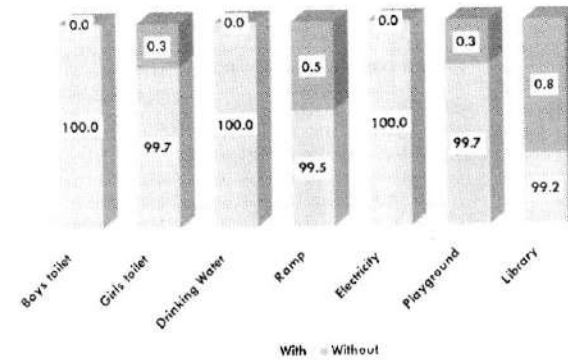
Subject PTR at Secondary Level

☐ Only 60% secondary schools having teacher for all core subject.



Source UDISE+ 2021-22

Infrastructure in Government* schools



Source UDISE+ 2021-22
* Excluding central Government schools

Number of schools without infrastructure facilities	
Boys toilet	0
Girls toilet	1
Drinking water	0
Ramp	2
Electricity	0
Playground	1
Library	3

GIS Mapping

Total Schools (as per UDISE 2020-21)	Correct School Coordinates	School Coordinates yet to receive
460	460	0


Status of Implementation of Inclusive Education (IE) Enrollment & Resource Support

- Total Number of Students - 1,33,358
Total number of Co-D: 1,178 (0.9%)
- Total Teachers - 4,489
Teachers trained on IE: 350 (7.80%)
- Total Special Educators - 25 (under Sarvagya, Shiksha)
% of schools with special educators (govt): 335 (86.35%)
- Accessible Infrastructure:
 - Total of Schools - 460
 - a) Schools with ramps - 427 (93%)
 - b) Schools with Disabled Friendly Toilets (DFTs)
 - Boys Co-SN Toilet - 353 (77%)
 - Girls Co-SN Toilet - 263 (58%)
- Progress under IE for Co-SN Component during 2022-23

Recurring			Non-Recurring (Sp/Over)			% to work		
Financial			Physical		Financial			
Approval	Progress	%	Appr	Comple	Appr	Progr	Progr	%
80.37	62.91	78.28	0	1	6.0	2.0	33.3	

Source: (OTTE, UDISE - & PRAKASHI POND)

Only 44% of total enrolled students in primary education completed their Higher Secondary.



Low enrollment as per RPwD Act, 2016.

Disability	No.	%	Disability	No.	%
Strabismus	18	1.5	Deafness	6	0.5
Low Vision	102	8.7	Intellectual Disability	219	18.7
Blindness	112	9.5	Muscular Dyspraxia	19	1.6
Hearing impairment	27	2.3	Chronic Neurological conditions	0	0.0
Speech and language	113	9.6	Multiple Sclerosis	1	0.1
Specific Learning Disabilities	11	0.9	Epilepsy	31	2.6
General Ataxia	1	0.1	Phenylketonuria	2	0.2
Specific Learning Disabilities	13	1.1	Spina Cord Injury	262	22.6
Cardiac deficit	3	0.3	Acid Attack victim	0	0.0
Autism Spectrum Disorder	27	2.3	Encephalitis	0	0.0
Multiple Disability and dual disability	0	0.0	Learning Curve students	1,178	
Learning Curve students	0	0.0			

REVIEW OF SAMAGRA SHIKSHA COMPONENTS

Progress of Special Training 2022 -23

Approved Number of Out of School Children for Special Training: 434

Status uploaded on PRABANDH Portal (as on 05.04.2023)			
S. No	Activity	No. of Children	%
1	Number of OOSC provided Special Training	431	99.30
2	Number of Children Mainstreamed	410	94.47
3	Number of Children not found (Migrated/Untraced)	0	0
4	No. of STCs Opened	37	

- UT has made commendable progress in mainstreaming out of school children.

Coverage of Drop Outs (16 -19) through ODL Mode Year 2022 -23

Approved No. of Drop Out Children: 410 Children

Status uploaded on PRABANDH Portal			
S. No	Activity	No. of Children	%
1	No. of Drop Outs Enrolled/ Registered in SIOS	0	0
2	No. of Drop Outs appeared for Exams	0	0
3	No. of Drop Outs Passed Exams	0	0

- UT has reported zero progress for the year 2022-23.
- UT may apprise the PAB in this regard.
- UT has proposed 639 children for the year 2023-24.

Implementation of section 12 (1) (C)

- 29 Private Unaided Schools are admitting children under Section 12 (1)(C) of the RTE Act.
- 414 children are enrolled under this provision, comprising of 52% girls and 48% boys.

Gross Access Ratio (GAR*): 2022-2023

Primary Level (Norm-1 km)	Upper Primary Level (Norm- 3km)	Secondary (Norm- 5 km)	Higher Secondary (Norm- 7 km)
100	100	97.33	100

Details of unserved habitations in Dadra & Nagar Haveli and Daman & Diu:

At Primary level, there is no unserved habitations as per the UT norms

At Upper Primary level, there is no unserved habitations as per the UT norms

At Secondary Level, 22 (2.67%) villages are without access to Secondary schools as per UT norms.

At Higher Secondary level, there is no unserved villages as per the UT norms

Further, UT of DNH & DD has conducted a School rationalization exercise in which the total number of 35 Schools which has enrollment less than 50 have been merged in nearby School within a distance of 1.5 km.

Source: AWP&B

Kasturba Gandhi Balika Vidyalayas (KGBVs)(Achievements)

MODEL	Total KGBVs Approved	Total KGBVs Functional
TYPE I	01	01
TYPE II	0	0
TYPE III	0	0
TYPE IV	01	01
TOTAL	2	2

Nipun Bharat Mission

Sr. N	Issues	Current Status	Expected timeline for completion
1	Cadre of trainers/ master trainers at state level/district level	BRCCs, BRPs and CRCCs	Completed
2	Training of all the teacher on FLN (NISHTHA, state specific FLN training and 50 hours of training)	86.6%	Completed
3	Formation of SPMUs	Recruitment in progress	May 2023
4	Finalization of 5 year perspective plan	Finalized	2021-2026
5	Preparation of TLM for teachers	TLM for teachers prepared	September 2022
6	Timely supply of TLM to the teachers	TLM for teachers supplied	October 2022
7	Timely supply of TLM to the students	TLM for students supplied	November 2022
8	Implementation of Vidya Pravesh in all schools (no of schools and children covered in class-1)	Implemented in 325 Primary school and 7300 students covered	Completed/June 2022
9	Development of item banks on FLN	Item banks developed	Completed
10	Any other specific issue	-	-

Civil Works

Elementary Level

Sr. No.	State	Works Not Started till February 23						
		PS	UPS	ACR	Water	Boys toilet	Girls Toilet	Electricity
1	DND DNH	1	0	0	0	0	0	0

Secondary Level

Sr. No.	State	Works Not Started till February 23									
		New school	ACR	Science Lab	Library	Art/Craft Room	Drinking Water	Computer	Girls Toilet	Boys Toilet	Residential Qtr.
1	DND DNH	0	0	0	0	0	0	0	0	0	0

Higher Secondary Level

Sr. No.	State	Works Not Started till February 23			
		New school	Science Lab	Art & Craft	ACR
1	DND DNH	0	0	0	0

Support at Pre-School Education

F.Y. 2022-2023				
Activity	Approval		Progress	
	Phy	Fin (Rs. in lakh)	Phy	Fin (Rs. in lakh)
TLM for Children	3384	16.92	3384	15.77
Support to Pre-Primary (Existing)	77	105.34	77	97.087
Support to Pre-Primary (New)	60	120.0	60	106.428
Total		242.26		219.304

Non Recurring Support at Pre-primary level (Cumulative 2018-23)		
No. of Schools Approved	No. of Schools Achieved	No. of Schools yet to cover
129	128	1

Status on ECCE		
Sl. No.	Description	Status
1	Development of locally Contextualised teaching learning materials for ECCE	Under process
2	Data Analysis to identify the gaps in ECCE & Rationalisation of resources	UI has undertaken exercise of data analysis of existing preschools and anganwadi centres to identify gaps in ECCE.
3	Long term perspective plan on ECCE in convergence with WCD	Long term perspective plan has been prepared
4	Community Sensitization, parental advocacy and leveraging parents as a resource on ECCE	UI has started program SAJAG for parental advocacy, Community Sensitization.

Innovation Projects

Activity	Budget Approved	Progress
	Financial	Financial
Project Innovation (State Specific) Elementary	47.31	32.2810
Project Innovation (State Specific) Secondary	139.11	27.1500

Implementation Status of SARTHAQ Tasks

6. Early Identification (SARTHAQ Task 170, 181)

- Universal screening on MoE developed digital platform.

PRASHAST Mobile App – "Pre Assessment Holistic Screening Tool" for schools launched during Shikshak Parv, 2022. PRASHAST Mobile App has been developed by CIET, NCERT. The App will help in screening 21 disability conditions recognized in RPwD Act, 2016, at the school level and will generate the school-wise report, for further sharing with the authorities for initiating the certification process.

Users	Registered	Verified	%
Total	139	104	74.8
School Heads	23	19	82.6
Teachers	112	73	65.1
Special Educators	8	8	100.0

(Source: CIET)

Progress of ICT

	ICT LAB			Smart Classroom & (Virtual Classroom)		
	No. of School Approved	No. of School Not Started	% of schools Not Started	No. of School Approved	No. of School Not Started	% of schools Not Started
Elementary	67	2	2.98	96	0	0
Secondary	40	0	0	39 & (2)	0 & (2)	0 & (100)

	TABS			Vidya Samiksha Kendra		
	No. of TABs approved for teachers	No. of TABs not procured yet	% of TABs not procured yet	Budget Approved for setting up VSK	Expenditure incurred till date	VSK Made Functional (YES/NO)
Elementary	651	651* (in process)	100	Non- Recurring: 170 Lakhs and Recurring: 30 Lakhs (2 Cr)	38.35 Lakhs (AWP&B submission)	NO (work in progress)
Secondary	-	-	-			

Comparative Analysis of Elementary School Teachers: 2022 -23 & 2023-24

Years	Sanctioned Posts			In-Position			Vacant Posts		
	State	SS	Total	State	SS	Total	State	SS	Total
2022-23	1365	1077	2442	1025	934	1959	340	143	483
2023-24	1365	1077	2442	1015	952	1967	350	125	475

Source: AWP&B 202324

Vacant Posts (Elementary) in Percentage

Years	Vacant Posts in %			Remarks
	State	SS	Total	
2021-23	19.15	11.18	15.76	• Comparatively with 2021-22 the vacancy position has increased 3.69 percent in 2023-24
2022-23	24.91	13.28	19.78	• Comparatively with 2022-23 the vacancy position has decreased 0.33 percent in 2023-24
2023-24	25.64	11.61	19.45	

Comparative Analysis of Secondary School Teachers : 2022 -23 & 2023-24

Years	Sanctioned Posts			In-Position			Vacant Posts		
	State	SS	Total	State	SS	Total	State	SS	Total
2022-23	606	18	624	465	11	476	141	7	148
2023-24	606	18	624	532	11	543	74	7	81

Source: AWP&B 2023-24

Vacant Posts in Percentage

Years	Vacant Posts in %			Remarks
	State	SS	Total	
2021-22	3.65	0.00	4.26	• Comparatively with 2021-22 the vacancy position has increased 8.75 percent in 2023-24
2022-23	23.27	0.00	23.72	
2023-24	12.21	38.89	12.98	• Comparatively with 2022-23 the vacancy position has decreased 10.74 percent in 2023-24

Financial Support for Salary

- Comparative analysis of funds approved and progress for Financial Support for Salary under Samagra Shiksha in the last 3 years (Rs. in lakh)

Years	Elementary			Secondary			Total		
	Funds Approved	Expenditure Progress	% of Expenditure Progress	Funds Approved	Expenditure Progress	% of Expenditure Progress	Funds Approved	Expenditure Progress	% of Expenditure Progress
2019-20	386.07	246.67	63.89	33.99	25.43	74.82	420.06	272.10	64.78
2020-21	3710.42	3146.19	84.79	55.62	46.19	83.05	3766.04	3192.38	84.77
2021-22	3009.38	2507.11	83.31	35.64	22.61	63.45	3045.02	2529.72	83.08
2022-23#	2982.86	2005.70	67.24	35.64	29.51	82.79	3018.50	2035.21	67.42

Source: PRABANDH # Provisional Expenditure Progress till March 2023

- Proposal & Recommendation: Financial Support for Salary 2023-24 (Rs. in lakh)

Sl. No.	Category	Proposal (Fin)	Recommendation (Fin)
1	Elementary level	3056.12	3056.12
2	Secondary level	35.64	35.64
	Total	3091.76	3091.76

Source: PRABANDH

Teacher Education (1/2)

- Comparative analysis of funds approved and progress for Teacher Education (Recurring Component) under Samagra Shiksha in the last 3 years (Rs. in lakh)

Sl. No.	Years	Teacher Educations		
		Fin	Expenditure Progress	% Progress
1	2020-2021	119.56	11.463	9.59
2	2021-2022	135.64	45.60	33.62
3	2022-2023#	110.40	35.651	32.29

Source: PRABANDH # Provisional Expenditure Progress till February 2023

- Status of Teacher Education Institutes (TEIs):

Sl. No.	TEIs	Sanctioned	Functional
1	DIET	1	1

Status of Registration of DIET under PFMS: Yes

Teacher Education (2/2)

Vacancy of Academic positions in SCERT & DIETs:

TEIs	No. of Functional TEIs	No. of posts as per Scheme	No. of State Sanctioned Posts	Filled Posts	Vacancy as per Scheme	% Vacancy as per Scheme
DIET	1	25	12	10	13	52.00

Source: AWP&B 202324

Intake and Enrolment in D.El. Ed

TEIs	Total Functional DIETs	Total Number of DIETs Running D.El.Ed	Total Intake	Total Enrolment	% of Enrolment
DIETs			No D.El.Ed running in DIET		

Source: AWP&B 202324

Proposal & Recommendation of Teacher Education for 202324

(Rs. in lakh)

Activity	Proposal 2023-24		Recommendation 2023-24	
	Phy	Fin	Phy	Fin
Teacher Education	1 DIET	179.92	1 DIET	115.46

Source: PRABANDH

Status of Resource Persons at BRCs & CRCs (2/2)

Resource Persons sanctioned & replace in BRCs & CRCs

Sl. No.	Category	Posts Sanctioned	Posts Filled	Posts Vacant
a)	Subject Specific Resource Person (Upto 6 Resource Persons)	24	24	0
b)	CWSN RPs (Up-to- 2Resource Persons)	8	8	0
c)	MIS Coordinator (One per BRC)	4	4	0
d)	Data Entry operator (One per BRC)	4	4	0
e)	Accountant. (One Accountant-cum-Support Staff per 50 schools)	9	9	0
f)	CRPs (One Cluster Resource Coordinator per CRC)	29	29	0

Status of ICT Facility to BRCs (Under Innovation Projects at Elementary level)

(Rs. in lakh)

Budget Approved in 2022 -23		Physical Progress (As on 31 " March 2023)			Financial Progress (As on 31 " March 2023)
Physical	Financial	Complete	In-progress	Not Started	
4	25.60	4	0	0	25.60

Proposal & Recommendation of BRCs & CRCs for 202324

(Rs. in lakh)

Activity	Proposal 2023-24		Recommendation 2023-24	
	Phy	Fin	Phy	Fin
BRCs & CRCs	4 BRCs + 29 CRCs	318.25	4 BRCs + 29 CRCs	304.24

Status of Resource Persons at BRCs & CRCs (1/2)

Comparative Analysis of Funds Approved and Expenditure incurred for Academic Support of BRCs and CRCs component under Samagra Shiksha for last 3 years.

(Rs. in lakh)

Years	BRCs			CRCs			Total		
	Funds Approved	Progress	% of Progress	Funds Approved	Progress	% of Progress	Funds Approved	Progress	% of Progress
2020-21	71.81	53.05	73.87	14.57	3.148	21.61	86.38	56.20	65.06
2021-22	95.68	44.93	46.96	15.36	0.84	5.48	111.04	45.77	41.22
2022-23#	160.00	131.46	82.16	114.70	96.46	84.09	274.70	227.916	82.97

Source: PRABANDH # Provisional Expenditure Progress till March 2023

Status of Block Resource Centers and Cluster Resource Centres

Total no. of Blocks	BRCs sanctioned	BRCs functional	Total no. of Clusters	CRCs sanctioned	CRCs functional
4	4	4	29	29	29

FINANCIAL STATUS

Financial Status of 2022-23

(Rs. in Crore)

DNH-D&D	Proposed Release of Central Share (Including Rejuvenation)	Opening Balance on 1.4.2022 (Audited)	Releases of Central Share*	Due State Share - against total GOI releases in 2022-23	State Release	Interest + Other Receipts	Expenditure as on 28.02.2023	Unspent Balance 31.03.2023
EE	62.19	7.10	55.60	0.00	0.00	0.00	33.31	29.39
SE	11.01	0.72	8.96	0.00	0.00	0.00	4.89	4.79
TE	1.10	0.42	0.11	0.00	0.00	0.00	0.36	0.17
Total	74.30	8.24	64.67	0.00	0.00	0.00	38.56	34.35

Note:- Balance of state share (4.45 cr.) not included in the opening balance.

Yearly Proposed Central Share & Release of Central Share

(Rs. in Crore)

Year	Proposed Central Share	Central Release Share	Release %
2018-19	58.67	40.93	69.76 %
2019-20	61.19	47.59	77.77 %
2020-21	65.27	34.94	53.53 %
2021-22	56.69	20.92	36.90 %
2022-23	74.29	64.67	87.05 %

Status of Spill Over 2022-23 FOR 2023-24

(Rs. in Crore)

Elementary	Secondary	Teacher Education	Total
13.97	4.84	0.06	18.87

Total Committed Liability 2022-23

(Rs. in Crore)

Financial Year	DNH-D&D	Non Recurring						
		Op Comm.	Fresh Approval	Surrender	Central Share	Total Comm.	Current Release	Balance
2022-23	Elementary Education	12.35	7.19	0.32	6.87	19.23	3.85	15.38
	Secondary Education	5.25	1.44	0.00	1.44	6.69	0.19	6.50
	Teacher Education	0.03	0.00	0.00	0.00	0.03	0.00	0.03
	Total	17.63	8.63	0.32	8.31	25.95	4.04	21.91

Status of Deficit of Amount of Central Share and State share Released by Treasury to SNA 06 Report - 2022-23

(As on 31-03-2023)

(Rs. in Crore)

Year	Amount Released by GOI to State - 2022-23 with Date	Amount of Central share Released by Treasury to SNA - 2022-23 with date	Deficit of Amount of Central share Released by Treasury to SNA - 2022-23	State Releases 2022-23	Amount of State share Released by Treasury to SNA - 2022-23	Deficit of Amount of State share Released by Treasury to SNA - 2022-23
2022-23	53.09 (21.11.22)	53.09 (13.12.22)	0.00	0.00	0.00	0.00
2022-23	11.58 (30.03.23)	0.00	11.58	0.00	0.00	0.00
Total	64.67	53.09	11.58*	0.00	0.00	0.00

* 2nd instalment released on 30-03-2023

Status of Deficit of Amount of Central Share and State share Released by Treasury to SNA 06 Report - 2022-23

(As on 31-03-2023)

(Rs. in Crore)

Year	Amount Released by GOI to State - 2022-23 with Date	Amount of Central share Released by Treasury to SNA - 2022-23 with date	Deficit of Amount of Central share Released by Treasury to SNA - 2022-23	State Releases 2022-23	Amount of State share Released by Treasury to SNA - 2022-23	Deficit of Amount of State share Released by Treasury to SNA - 2022-23
2022-23	53.09 (21.11.22)	53.09 (13.12.22)	0.00	0.00	0.00	0.00
2022-23	11.58 (30.03.23)	0.00	11.58	0.00	0.00	0.00
Total	64.67	53.09	11.58*	0.00	0.00	0.00

* 2nd instalment released on 30-03-2023

Intervention wise Expenditure 2022-23 & Recommendation 2023-24

(Rs. in Crore)

Sl. No.	Group	Estimate 2022-23 including Spill over	Total Expenditure Up to Jan, 2023	% of total expenditure against estimate	Proposal 2023-24	Recommendation 2023-24
1	Annual Grant	2.41	2.22	91.98%	2.38	2.38
2	BRC/CRC	2.75	1.62	58.84%	3.18	3.04
3	Free Textbook	1.91	0.52	27.12%	2.04	2.04
4	Free Uniform	2.95	0.00	0.00%	3.03	3.03
5	KGBV (Recurring Cost)	0.69	0.15	21.76%	0.84	0.81
6	Program Management	3.47	2.04	58.90%	4.17	3.70
7	Reimbursement under 12 (1) (C)	0.23	0.23	100.00%	0.41	0.38
8	Netaji Subhash Chandra Bose Avasiya Vidyalaya / Hostels	0.00	0.00	0.00%	0.00	0.00
9	Support to SCPCR	0.00	0.00	0.00%	0.00	0.00
10	Financial Support for Teachers Educators	0.43	0.25	57.99%	0.66	0.48
11	Financial Support for Teachers	30.19	20.10	66.60%	30.92	30.92
12	Vocational Education (Recurring)	1.95	0.83	42.57%	4.52	2.16
Sub Total		46.98	27.96	59.52%	52.35	48.94

Proposal and recommendation 2023-24

(Rs. in Crore)

SS Scheme Units	Proposal			Recommendation		
	Non recurring	Recurring	Total	Non recurring	Recurring	Total
Elementary Education	9.54	68.12	77.66	2.14	61.76	63.90
Secondary Education	3.19	19.62	22.81	0.88	10.74	11.62
Teacher Education	0.00	1.80	1.80	0.00	1.16	1.16
Total	12.73	89.54	102.27	3.02	73.66	76.68

Major Component

(Rs. in Crore)

Major Component	Proposal	Recommendation
Access & Retention	2.39	2.09
RTE Entitlements	5.81	5.73
Quality Interventions	48.90	27.43
Teacher Education	1.80	1.15
Financial Support for Teachers	30.92	30.92
Gender & Equity	2.23	1.99
Inclusive Education	0.97	0.87
Vocational Education	4.36	2.13
Sports & Physical Education	0.37	0.37
Monitoring of the Scheme	0.42	0.35
Program Management	4.10	3.65
Total	102.27	76.68

Spill Over

Samagra Shiksha										
Financial Year:2022-2023 Month:March		DND - DNH					(Rs.In Lacs)			
Particular		Budget Approved (Cummulative)		Cummulative Progress (Since Inception)			Spill Over			
		Physical	Financial	Physical		Financial	Physical			Financial
				Complete	In- progress		In- progress	Not Started	Total	
Access & Retention										
Opening of New / Upgraded Schools										
1	Opening of New Schools - NR (Elementary)									
1.1	Composite School for Elementary	3	551.50	3	0	266.37	0	0	0	285.13
Total for Opening of New Schools - NR (Elementary)			551.50			266.37				285.13
8	Addition of Subject in Existing Hr. Secondary - NR									
8.2	Higher Secondary School - Commerce	1	56.68					1	1	56.68

		Subject (XI - XII)										
	8.3	Higher Secondary School - Science Subject (XI - XII)	1	79.16					1	1		79.16
	Total for Addition of Subject in Existing Hr. Secondary - NR			135.84								135.84
	Total for Opening of New / Upgraded Schools			687.34			266.37					420.97
Strengthening of Existing Schools												
48	Strengthening of Existing Schools (up to Highest Class VIII) - NR											
	48.3	Additional Classrooms (Upto Class VIII)	33	353.27	6	5	108.53	5	22	27		244.74
	48.12	Furniture (Upto Class VIII)	650	22.75	0	0	0.00	0	650	650		22.75
	48.37	Additional Classrooms (Upto Class VIII) - DNH	74	291.85					74	74		291.85
	48.59	Rain Water Harvesting	4	4.82					4	4		4.82
	48.67	Additional Classroom -	2	24.62					2	2		24.62

		(Pre-Primary)										
	Total for Strengthening of Existing Schools (up to Highest Class VIII) - NR			697.31			108.53					588.78
48	Rejuvenation of Basic Infrastructure and Overall Clealiness of Govt. Schools (Elementary)(NR)											
	48.10.7	Boundary Wall	9	111.56					9	9		111.56
	Total for Rejuvenation of Basic Infrastructure and Overall Clealiness of Govt. Schools (Elementary)(NR)			111.56								111.56
49	Strengthening of Existing Schools (IX - X) - NR											
	49.10	Additional Classroom	4	43.52					4	4		43.52
	Total for Strengthening of Existing Schools (IX - X) - NR			43.52								43.52
	Total for Strengthening of Existing Schools			852.39			108.53					743.86
	Total for Access & Retention			1539.73			374.90					1164.83
	Quality Interventions											

Funds for Quality (LEP, Innovation, Guidance etc)											
71	Innovation Projects - (NR) (Elementary)										
71.12	ICT Facility to BRCs	4	25.60	4	0	25.60	0	0	0	0.00	
71.13	Teacher Resource Package (Primary)	651	65.10	0	0	4.40	0	651	651	60.70	
Total for Innovation Projects - (NR) (Elementary)			90.70			30.00				60.7	
76	Project - Innovative Activities - (NR) - (State Specific) (Secondary & Sr. Secondary)										
76.3	Virtual Reality Lab	2	28.00					2	2	28.00	
Total for Project - Innovative Activities - (NR) - (State Specific) (Secondary & Sr. Secondary)			28.00							28	
Total for Funds for Quality (LEP, Innovation, Guidance etc)			118.70			30.00				88.7	
ICT and Digital Initiatives											
127	Digital Hardware & Software (up to Highest Class VIII) - NR										

	127.1	Digital Hardware & Software (Type - I) (Elementary)	52	332.80	35	0	326.40	0	17	17	6.40
	127.2	Smart Classroom (Type - II) (Elementary)	96	230.40	0	0	0.00	0	96	96	230.40
	127.3	Digital Hardware	10	64.00	10	0	64.00	0	0	0	0.00
	127.9	Digital Hardware - DNH	0	0.53	0	0	0.53	0	0	0	0.00
	Total for Digital Hardware & Software (up to Highest Class VIII) - NR			627.73			390.93				236.8
129	Digital Hardware & Software (upto Highest Class XII) - NR										
	129.1	Digital Hardware & Software (Type - I) (Secondary & Sr. Secondary)	1	6.40	1	0	6.40	0	0	0	0.00
	129.2	Smart Classroom (Type - II) (Secondary & Sr. Secondary)	39	93.60	0	0	0.00	0	39	39	93.60

	129.21	Digital Hardware - DNH	0	0.21	0	0	0.00	0	0	0	0.21
	Total for Digital Hardware & Software (upto Highest Class XII) - NR			100.21			6.40				93.81
Total for ICT and Digital Initiatives				727.94			397.33				330.61
Early Childhood Care and Education (ECCE)											
133	Pre- Primary (Non- Recurring)										
	133.1	Child Friendly Furniture	60	42.83	60	0	41.27	0	0	0	1.56
	133.4	Support at Pre-Primary Level (New) (NR)	47	17.78	47	0	17.40	0	0	0	0.38
	133.9	Support at Pre-Primary Level (New) (NR) - DNH	0	0.50	0	0	0.00	0	0	0	0.50
	Total for Pre- Primary (Non- Recurring)			61.11			58.67				2.438
Total for Early Childhood Care and Education (ECCE)				61.11			58.67				2.438
Total for Quality Interventions				907.75			486.00				421.748
Teacher Education											

Technology Support to TEIs											
142	Technology Support to TEIs (NR)										
142.4	Hardware & Software Support	1	6.00					1	1	6.00	
142.6	Furniture	1	0.20					1	1	0.20	
142.7	Operating System & Application Software	1	0.20					1	1	0.20	
Total for Technology Support to TEIs (NR)			6.40							6.4	
Total for Technology Support to TEIs			6.40							6.4	
Total for Teacher Education			6.40							6.4	
Gender & Equity											
Kasturba Gandhi Balika Vidyalaya (KGBVs)											
163	KGBV - Type - I (NR) (New) (Classes VI -VIII)										
163.19	TLM and equipment including library books - DNH	1	2.00					1	1	2.00	
Total for KGBV - Type - I (NR) (New) (Classes VI -VIII)			2.00							2	

165	KGBV - Type - I (NR) (Previous Year) (Classes VI -VIII)											
165.7	Replacement of bedding (once in 3 years)	50	1.00	50	0	0.56	0	0	0	0.44		
Total for KGBV - Type - I (NR) (Previous Year) (Classes VI -VIII)			1.00			0.56				0.44		
175	KGBV - Type - IV (NR) (New) (Classes IX - XII)											
175.13	Civil Works - DNH	0	30.82					0	0	30.82		
Total for KGBV - Type - IV (NR) (New) (Classes IX - XII)			30.82							30.82		
Total for Kasturba Gandhi Balika Vidyalaya (KGBVs)			33.82			0.56				33.26		
Special Projects for Equity												
185	Special Projects for Equity - (NR) (Secondary)											
185.1	Sanitary pad Vending and incinerator machines	1	0.30	1	0	0.30	0	0	0	0.00		
Total for Special Projects for Equity - (NR) (Secondary)			0.30			0.30				0		
Total for Special Projects for Equity			0.30			0.30				0		

Total for Gender & Equity			34.12			0.86				33.26
Inclusive Education										
Provision for Children with Special Needs (CWSN)										
212	Strengthening Components under Inclusive Education (Upto Highest Class - XII) (NR)									
212.1	Equipments for Resource Rooms	3	6.00	1	0	2.00	0	2	2	4.00
Total for Strengthening Components under Inclusive Education (Upto Highest Class - XII) (NR)			6.00			2.00				4
Total for Provision for Children with Special Needs (CWSN)			6.00			2.00				4
Total for Inclusive Education			6.00			2.00				4
Vocational Education										
Introduction of Vocational Education at Secondary and higher Secondary										
214	Introduction of VE in schools - NR									
214.1	Tools, Equipment & Furniture (New)	18	85.00	0	0	0.00	0	18	18	85.00

	214.7	Tools, Equipment & Furniture (New) - DNH	4	28.00	4	0	4.20	0	0	0	23.80
	Total for Introduction of VE in schools - NR			113.00			4.20				108.8
218	Addition of VE Course in Existing Schools - NR										
	218.1	Tools, Equipment & Furniture (Existing Schools)	5	35.00	5	0	9.99	0	0	0	25.01
	Total for Addition of VE Course in Existing Schools - NR			35.00			9.99				25.01
Total for Introduction of Vocational Education at Secondary and higher Secondary				148.00			14.19				133.81
Total for Vocational Education				148.00			14.19				133.81
Monitoring of the Scheme											
Monitoring Information System (MIS)											
219	Vidhya Samiksha Kendra (Non-Recurring) (EE/SE/TE)										
	219.10.13	Vidya Samiksha Kendra	1	170.00	0	0	61.35	0	1	1	108.65

	(Non-Recurring)									
	Total for Vidhya Samiksha Kendra (Non-Recurring) (EE/SE/TE)		170.00			61.35				108.65
	Total for Monitoring Information System (MIS)		170.00			61.35				108.65
	Total for Monitoring of the Scheme		170.00			61.35				108.65
	Grand Total		2812.00			939.30				1872.698
Generated as on Monday, April 24, 2023										

Scheme Name	Budget Approved (Cumulative)	Cumulative Progress (Since Inception)	Spill Over
	Financial	Financial	Financial
Elementary Education	2312.91	916.41	1396.4980
Secondary Education	492.69	22.89	469.80
Teacher Education	6.40		6.40
Total	2812.00	939.30	1872.698

Major Component	Budget Approved (Cumulative)	Cumulative Progress (Since Inception)	Spill Over
	Financial	Financial	Financial
Access & Retention	1539.73	374.90	1164.83
Quality Interventions	907.75	486.00	421.748
Teacher Education	6.40		6.4

Gender & Equity	34.12	0.86	33.26
Inclusive Education	6.00	2.00	4
Vocational Education	148.00	14.19	133.81
Monitoring of the Scheme	170.00	61.35	108.65
Total	2812.00	939.30	1872.6980

Detailed Costing Sheet

State Name:Dnd - Dnh and Year: 2023-2024									
									Rs. in Lakh
Particulars		% of Expenditure against approval	Proposal (Fresh)			Recommendation (Fresh)			
Sl.No.	Activity Master	PERCEN	Phy.	Unit Cost	Fin.	Phy.	Unit Cost	Fin.	Remarks
Access & Retention									
Opening of New / Upgraded Schools									
6	Opening of New / Upgraded Schools - NR (Hr. Secondary)								
1	Higher Secondary School - Commerce Subject (XI - XII)	0 %	1	0.00001	0.00001	1	0.00001	0.00001	Recommended 1 Secondary School for upgradation to Higher Secondary school (commerce subject) as found eligible as per norms. The state has not proposed non-recurring costs since the building is already available in the proposed school.

	Total of Opening of New / Upgraded Schools - NR (Hr. Secondary)				0			0		
7	Opening of New / Upgraded Schools - Recurring (Hr. Secondary)									
	2	Recurring Cost - New Hr. Sec. (1 Subject) (Samagra)	0 %	1	40	40	1	40	40	Recommended Rs. 40.00 lakh for Recurring Cost of 1 New Upgraded Sr. Schools of 1 Subject (commerce) to meet out the expenses of manpower, etc. as per the norms.
	Total of Opening of New / Upgraded Schools - Recurring (Hr. Secondary)					40			40	
8	Addition of Subject in Existing Hr. Secondary - NR									
	3	Higher Secondary School - Arts Subject (XI - XII)	0 %	1	0.00001	0.00001	1	0.00001	0.00001	Recommended 1 Higher Secondary school for the addition of stream (arts) as found eligible as per norms. The state has not proposed non-recurring costs since the building is already available in the proposed school.
	Total of Addition of Subject in Existing Hr. Secondary - NR					0			0	
9	Addition of Subject in Existing Hr. Secondary - Recurring									

4	Recurring Cost - Addition of Subject in Existing Hr. Sec. (New) (Samagra)	30.08 %	1	25	25	1	15	15	Recommended Rs. 15.00 lakh for Recurring Cost of 1 Addition of Subject (Art) in Existing Hr. Sec. Hindi Medium (New-Samagra) to meet out the expenses of manpower, etc. as per the norms.
5	Recurring Cost - Addition of Subject in Existing Hr. Sec. (Previous) (Samagra)	77.24 %	2	25	50	2	15	30	Recommended Rs. 30.00 lakh for Recurring Cost of 2 Addition of Subject in Existing Hr. Sec. (Previous) (Samagra) @ Rs. 15.00 lakh per school per annum to meet out the expenses of manpower, etc. as per the norms. 2020-21: 1 Addition of Subject in Existing Hr. Secondary (Previous) Science stream (English Medium School) with 78 enrollment (As per Prabandh 05/04/2023) 2022-23: 1 Addition of Subject in Existing Hr. Secondary (Previous) Commerce stream (Marathi Medium School) with 24 enrollment (As per Prabandh 05/04/2023)
Total of Addition of Subject in Existing Hr. Secondary - Recurring					75			45	

Total of Opening of New / Upgraded Schools					115			85	
Transport & Escort Facilities									
58	Transport / Escort Facility (Elementary)								
6	Children in remote habitation	100 %	79	0.06	4.74	79	0.06	4.74	<p>Recommended transport facility for 79 eligible children @ 6000/- amounting to Rs 4.74 lakh. This recommendation is subject to</p> <ol style="list-style-type: none"> 1) issue the notification of such children 2) the expectation from the state that target kept for the activity will be achieved at least 10% improvement in the attendance of students. 3) The activity is considered for students whose habitants are more than 1km and 3 km away from their nearest primary and upper Primary schools respectively. 4) Cash transfer will be allowed in the form of DBT to Aadhar linked bank accounts linked to the actual attendance. 5) Proper monitoring is to be ensured.

	Total of Transport / Escort Facility (Elementary)					4.74			4.74	
59	Transport / Escort Facility (Secondary)									
	7	Transport & Escort Facility	100 %	1768	0.06	106.08	1768	0.06	106.08	Recommended transport facility for 1768 eligible children @ 6000/- amounting to Rs 106.08 lakh. This recommendation is subject to 1) issue the notification of such children 2) the expectation from the state that target kept for the activity will be achieved at least 10% improvement in the attendance of students. 3) The activity is considered for students whose habitans are more than 5km away from their nearest Secondary schools. 4) Cash transfer will be allowed in the form of DBT to Aadhar linked bank accounts linked to the actual attendance. 5) Proper monitoring is to be ensured.
	Total of Transport / Escort Facility (Secondary)					106.08			106.08	

Total of Transport & Escort Facilities					110.82			110.82	
Open Schooling System									
69	Open Schools System for OoSC (NIOS/SIOS)								
8	Support to Age Group 16-19 (Upto Highest Class XII)	0 %	644	0.02	12.88	639	0.02	12.78	In 2022-23 PAB has approved RS. 8.2 Lakh for coverage of 410 Drop Out Children through ODL Mode. The UT has made zero progress. For 2022-23 UT has proposed coverage of 644 Drop Out Children but it has uploaded detail of 639 children only. Proposal is recommended as per the information uploaded on PRABANDH Portal.
Total of Open Schools System for OoSC (NIOS/SIOS)					12.88			12.78	
Total of Open Schooling System					12.88			12.78	
Total of Access & Retention					238.70			208.60	
RTE Entitlements									
Reimbursement towards expenditure incurred for 25% of Admission under 12 (1)(c) RTE Act									

60	Reimbursement of Fee									
	9	Reimbursement of Fee against 25% admission under Section 12(1)(c) of RTE Act 2009	100 %	414	0.1	41.4	414	0.09065	37.5291	As per the Statement of Expenditure submitted by the UT dated 06.04.2023, Rs. 37,52,922 has been reimbursed to 29 Private Unaided Schools for the admission/continuation of 414 children in classes 1-8. The same is recommended.
	Total of Reimbursement of Fee					41.4			37.53	
	Total of Reimbursement towards expenditure incurred for 25% of Admission under 12 (1)(c) RTE Act					41.4			37.53	
Free Textbooks										
61	Free Text Books									
	10	Text Books (Class I - II)	96.77 %	15170	0.0025	37.925	15170	0.0025	37.925	Recommended as per norms Textbooks to 15170 children of class I-II @ Rs. 250/- per child
	11	Text Books (Class III - V)	99.27 %	25707	0.0025	64.268	25707	0.0025	64.2675	Recommended as per norms Textbooks to 25707 children of class III-V @ Rs. 250/- per child

	12	Text Books (Class VI - VIII)	94.50 %	25507	0.004	102.028	25507	0.004	102.028	Recommended as per norms Textbooks to 25507 children of class VI-VIII @ Rs. 400/- per child
	Total of Free Text Books					204.22			204.22	
Total of Free Textbooks						204.22			204.22	
Free Uniforms										
62	Uniform									
	13	All Girls	0 %	31888	0.006	191.328	31888	0.006	191.328	Recommended as per norms two sets of uniforms to 31888 girls @ Rs.600/- per child
	14	ST Boys	0 %	14875	0.006	89.25	14875	0.006	89.25	Recommended as per norms two sets of uniforms to 14875 ST Boys @ Rs.600/- per child
	15	SC Boys	0 %	525	0.006	3.15	525	0.006	3.15	Recommended as per norms two sets of uniforms to 525 SC Boys @ Rs.600/- per child
	16	BPL Boys	0 %	3272	0.006	19.632	3272	0.006	19.632	Recommended as per norms two sets of uniforms to 3272 BPL Boys @ Rs.600/- per child
	Total of Uniform					303.36			303.36	

Total of Free Uniforms					303.36			303.36	
Special Training of Out of School Children (OoSC)									
63	Special Training for OoSC - Non-Residential (Fresh)								
17	3 Months (Non-Residential - Fresh)	0%	20	0.06	1.2	20	0.015	0.3	The UT has identified 260 Out of School Children out of them 20 children require Special Training for 3 Months. Proposal is Recommended. The financial recommendation is as per Norms.
18	6 Months (Non-Residential - Fresh)	0%	103	0.06	6.18	103	0.03	3.09	The UT has identified 260 Out of School Children out of them 103 children require Special Training for 6 Months. Proposal is Recommended. The financial recommendation is as per Norms.

	19	9 Months (Non - Residential - Fresh)	87.44 %	137	0.06	8.22	137	0.06	8.22	The UT has identified 260 Out of School Children out of them 103 children require Special Training for 12 Months. Proposal is Recommended.
	Total of Special Training for OoSC - Non-Residential (Fresh)					15.6			11.61	
Total of Special Training of Out of School Children (OoSC)						15.6			11.61	
Community Mobilization										
98	Community Mobilization (Elementary)									
	20	Training of SMC/ SDMC	84.91 %	327	0.03	9.81	322	0.03	9.66	As per UDISE+ 2021-22 data, there are 322 Elementary Schools in which SMC is constituted, However The UT has proposed for 327 Elementary Schools. As per UDISE+ data 322 Elementary schools are recommended for conducting training of SMC/SMDC The UT is also requested to undertake Vidhyanjali activities under it.
	21	Community Mobilization	98.56 %	327	0.015	4.905	327	0.015	4.905	As per UDISE+ 2021-22 data, there are 330 Elementary Schools, However The UT has proposed for 327 Elementary Schools, therefore recommended as Proposed for

										conducting activities under Community Mobilization. The UT is also requested to undertake Vidhyanjali activities under it.
	Total of Community Mobilization (Elementary)					14.72			14.56	
99	Community Mobilization (Secondary)									
	22	SMDC Training	77.83 %	50	0.03	1.5	50	0.03	1.5	As per UDISE+ 2021-22 data, there are 51 Secondary Schools in which SMC/SMDC is constituted, However The UT has proposed for 50 Secondary Schools. Therefore recommended as Proposed for conducting training of SMC/SMDC The UT is also requested to undertake Vidhyanjali activities under it

	23	Community Mobilization	100 %	50	0.015	0.75	50	0.015	0.75	As per UDISE+ 2021-22 data, there are 53 Secondary Schools, However The UT has proposed for 50 for Secondary Schools, therefore recommended as Proposed for conducting activities under Community Mobilization. The UT is also requested to undertake Vidhyanjali activities under it
	Total of Community Mobilization (Secondary)					2.25			2.25	
	Total of Community Mobilization					16.96			16.82	
	Total of RTE Entitlements					581.55			573.53	
	Quality Interventions									
	Funds for Quality (LEP, Innovation, Guidance etc)									
	71	Innovation Projects - (NR) (Elementary)								

	24	Teacher Resource Package (Primary)	6.76 %	1228	0.1	122.8	54	0.1	5.4	Recommended. Total regular primary teachers as per UDISE 2021-22 is 705. Hence, there is a gap of 54 regular primary teachers, yet to be covered (FY 2022-23 approval is 651). UT has initiated the action through bidding (Ref: GEM/2023/B/3164807) and yet to complete the process and mark it functional on PRABANDH as per the approval issued last year, and UT informed of completion at the earliest. Considering the necessity and also as UT has initiated action on the subject and assured of distribution, considered the proposal for 54 remaining regular primary teachers at the unit cost of Rs. 10,000/- as per the norms for achieving 100% coverage.
		Total of Innovation Projects - (NR) (Elementary)				122.8			5.4	
72		Innovation Projects - (Elementary) (Recurring)								

	25	Fund for Safety and Security at School Level	98.56 %	327	0.02	6.54	327	0.02	6.54	Recommended as proposed.
	26	Holistic Report Card for Students (Elementary)	0 %	42486	0.0005	21.243	42486	0.00005	2.1243	Considered 42486 elementary students for printing their Holistic Report Card at a unit cost of Rs. 5/student, as per norms.
	27	Orientation Programme for Teachers on Safety and Security	0 %	1947	0.01	19.47	1947	0.005	9.735	Considered 1947 elementary teachers for "Orientation Programme for Teachers on Safety and Security" at a unit cost of Rs. 500/teacher, as per norms.
	28	Youth & Eco Club	100 %	324	0.15	48.6	163	0.15	24.45	Considered for 163 elementary schools excluding stand alone primary schools, as per UDISE+ 2021-22. The schools are recommended at a unit cost of Rs. 15000, as per norms.
	29	Youth & Eco Club(stand alone primary only schools)	58.33 %	3	0.15	0.45	0	0	0	Not Recommended. The entry was done by mistake. UT has confirmed the same.
	Total of Innovation Projects - (Elementary) (Recurring)					96.3			42.85	
74	Innovation Projects - Recurring (Secondary & Sr. Secondary)									

30	Funds for Safety and Security	100 %	50	0.02	1	50	0.02	1	Recommended as proposed.
31	Orientation Programme for Teachers on safety and Security	0 %	749	0.01	7.49	749	0.005	3.745	Considered 749 secondary teachers for "Orientation Programme for Teachers on Safety and Security" at a unit cost of Rs. 500/teacher, as per norms.
32	Teacher Exchange programme	100 %	140	0.2	28	140	0.1	14	Teacher Exchange Program (Secondary) Considered 140 teachers from secondary level for exchange program at a unit cost of Rs. 10000/teacher. The number of days may be reduced to 10 days (5 days each).
33	Youth & Eco Club	100 %	50	0.1	5	50	0.1	5	Recommended as proposed.
34	Exposure to Vocational Education (Class 6 - 8)	0 %	24	0.5	12	24	0.15	3.6	Recommended for 24 schools (@ 15000 per school) for Visit of upper primary students to nearby industry/unit , Interactive sessions/lectures and workshops by local artisans, craftsmen on local skills/local crafts, teacher training
Total of Innovation Projects - Recurring (Secondary & Sr. Secondary)						53.49		27.34	

76	Project - Innovative Activities - (NR) - (State Specific) (Secondary & Sr. Secondary)									
	35	Tinkering Lab	0 %	6	12	72	6	12	72	Recommended as proposed. The sanctioned funds to be utilized to set up Tinkering Lab in the proposed integrated campuses where students of classes VI to XII will be benefited with the tools and equipment to understand what, how and why aspects of STEM (Science, Technology, Engineering and Math). UT is suggested to document the impact of ATLs on the students and submit a report to the Quality team at MoE.
	Total of Project - Innovative Activities - (NR) - (State Specific) (Secondary & Sr. Secondary)					72			72	
77	Project - Innovative Activities - (Recurring) (State Specific) (Secondary & Sr. Secondary)									
	36	Education Innovation Fair	65.01 %	3	3	9	3	2	6	Recommended for 3 districts at a unit cost of Rs. 2 lakh/district. The UT may combine this event with elementary level Education Innovation

										Fair to optimise the resources.
37	EK BHARAT SHRESTH BHARAT	2.28 %	3	19	57	3	12	36	Recommended Rs. 24 lakhs for conducting various activities like twinning of schools, student exchange programme, cultural activities. and Rs 12 lakhs for developing of repository, a webpage may be included in existing website.	
38	Career Guidance / Councelling	0 %	5900	0.0035	20.65	5900	0.0035	20.65	Recommended as proposed for Exit Survey, Career Counselling Set up and operation (Includes Web/App Development and functioning, Capacity Building, Psychometric test, Test Report Analysis, Counselling, etc)	
39	Internship for Higher Secondary Students (VE)	0 %	1600	0.05	80	0	0	0	Not Recommended	

40	Eco Club	50 %	50	0.15	7.5	0	0	0	Not Recommended. Similar activities are carried out under Youth & Eco club that has already been approved.
41	Social Science Innovation/Exhibition	0 %	3	5	15	1	5	5	Considered an amount of Rs. 5 Lakh to organise social science exhibition at UT level.
42	Virtual Reality Lab	0 %	5	25	125	0	0	0	Not Recommended. The proposal on virtual labs that were approved in FY 2022-23 has not been made functional yet and the work for the same has just been initiated. In this context, without knowing the efficacy and a report on how the virtual labs aids in the learning outcome enhancement of the students cannot be submitted by the state reference to the clause of appraisal last year. Hence kept void and null for consideration.
43	Bal Sansad	50 %	50	0.1	5	0	0	0	Not Recommended. As discussed in Pre-PAB meeting, the activities under Bal Sansad may be done without incurring an expenditure.
44	Innovative Programme for Vocational Education	0 %	32	0.2	6.4	0	0	0	Not Recommended

	45	Readiness Programme for subject	59.66 %	3	7.62767	22.88301	3	5	15	Recommended for the students of entering class IX in all the three district at a unit cost of Rs. 5 lakh/district.
	46	Uchch Shiksha Setu	0 %	360	0.2	72	360	0.1	36	Considered 360 students at a unit cost of Rs. 10000/student. The UT may identify Resource Persons to train students and some teachers may also be trained on "mentoring of students for higher education entrance exams" to prepare them as Master Trainers.
	47	Adolescent Endowment Mission	3.87 %	3	12.2633	36.78999	0	0	0	Not recommended because this activity is similar to the adolescents programs for girls activity under Gender and Equity component.
	48	Award to Winners	0 %	23	0.2	4.6	0	0	0	Not Recommended
	Total of Project - Innovative Activities - (Recurring) (State Specific) (Secondary & Sr. Secondary)					461.82			118.65	
79	Project Innovation - (Rec) - (State Specific) (Elementary)									

49	Education Innovation fair	67.59 %	3	3	9	3	2	6	Recommended for all the 3 districts at a unit cost of Rs. 2 lakh/district. The UT may combine this event with secondary level Education Innovation Fair to optimise the resources.
50	Bal Sansad	0 %	161	0.1	16.1	0	0	0	Not Recommended.As discussed in Pre-PAB meeting, the activities under Bal Sansad may be done without incurring an expenditure.
51	Teacher Exchange Programme	100 %	140	0.2	28	140	0.1	14	Teacher Exchange Program (Elementary) Considered 140 teachers from elementary level for exchange program at a unit cost of Rs. 10000/teacher. The number of days may be reduced to 10 days (5 days each).
52	Readiness Programme	55.99 %	3	4.52333	13.56999	3	2	6	Considered an amount of Rs. 2 lakh/district for readiness programme.

53	Community Based Participation	0 %	3	16.26	48.78	164	0.1	16.4	Considered 164 schools having classes 6-8 at a unit cost of Rs. 10000/school. The primary school students may not be included in various activities proposed such as Self-study centre at evening. The UT is requested to do an impact study on this to see the changes in learning outcome of the students and it needs to be submitted to Quality and Innovation team at MoE.
54	Project on Inclusive Education	0 %	3	8.23667	24.71001	3	4.2	12.6	UT has proposed for 2 activities under this buget head.1. Capacity building program (5 days) of General teachers training on behaviour modification and assessment of intellectual disabilities.2. Training of parents/caregivers on basic care for children with intellectual disability, autism, cerebral palsy & multiple disabilities. Orientation programs for parents/caregivers is supported under IE component.Maybe

										considered for capacity building of general teachers, with a unit cost of Rs.4.20/district (as proposed by the UT for the training program).
	Total of Project Innovation - (Rec) - (State Specific) (Elementary)					140.16			55	
83	Project Kala Utsav (Secondary)									
	55	TA / DA Allowance for National Level	0 %	3	1.333	3.999	1	2	2	Recommended Rs. 2 lakhs for TA / DA Allowance for National Level Kala Utsav activities.
	56	Kala Utsav	78.41 %	3	5	15	1	10	10	Recommended Rs. 10 lakhs for organizing District level Kala Utsav Competition.
	Total of Project Kala Utsav (Secondary)					19			12	
88	Experiential Learning (Elementary)									
	57	Rangotsav	92.38 %	3	5	15	1	5	5	Rs. 5 lakhs is recommended for organizing activities under Rangotsav as per the norms
	Total of Experiential Learning (Elementary)					15			5	
93	LEP (Class VI - VIII)									

	58	Learning Enhancement/Enrichment Programme (Remedial Teaching)	100 %	5957	0.005	29.785	5957	0.005	29.785	Recommended as proposed, as per norms.
	Total of LEP (Class VI - VIII)					29.78			29.78	
94	LEP (Class IX - XII)									
	59	Learning Enhancement/Enrichment Programme (Remedial Teaching)	100 %	5178	0.005	25.89	5178	0.005	25.89	Recommended as proposed, as per norms.
	Total of LEP (Class IX - XII)					25.89			25.89	
100	Band Competition									
	60	Band Competition (Secondary&Sr. Secondary)	52.72 %	3	5	15	1	5	5	Recommended Rs. 5 lakhs for organizing UT level Inter School Band Competition as per Guidelines/Norms
	Total of Band Competition					15			5	
Total of Funds for Quality (LEP, Innovation, Guidance etc)						1051.25			398.92	
NIPUN Bharat Mission										
86	Nipun Bharat Mission (FLN)									
	61	Teaching Learning Materials for implementation of Innovative pedagogies	41.74 %	40692	0.005	203.46	40692	0.005	203.46	40692 Students of Grades I to V recommended @ Rs. 500 per student for developing locally contextualized core teaching learning materials, teaching aids

										based on innovative pedagogies, IEC materials, etc.
62	Teacher Resource Material/Activity Handbook	0 %	1362	0.0015	2.043	1250	0.0015	1.875	1250 primary teachers recommended @ Rs. 150 per teacher for development of Teachers Manuals, Activity Handbooks and Resource Materials such as observation sheets, feedback forms and action plan align with learning outcomes and grade level competencies. UT will identified pool of mentor to render academic support to the teachers who will be delivering the FLN Mission objectives	
63	Capacity building of Teachers of Grades I to V (New)	66.34 %	1362	0.05	68.1	1250	0.04	50	1250 primary teachers teaching in grades I-V are recommended @Rs 400/day for ten days training based on foundational literacy and numeracy. The proposed training will be conducted in two phases for teachers on effective use of FLN TLM, learning outcomes, variety of pedagogies that are important for joyful learning, bridging	

										language barrier and teaching in mother tongue/ regional language/ home language.
	64	Independent, periodic and holistic assessment of Students	0.70 %	3	8.33333	25	3	8.33333	25	25.00 lakh is recommended to the UT for conducting periodic and holistic assessment in all three districts. The tools and techniques like anecdotal records, checklist, portfolio, and interactions (through a holistic 360-degree assessment with teacher, peers, family and friends) can be used for assessment. The assessment is aiming to identify classroom practices and areas of improvement for teachers, analyzing Holistic Progress Cards & other assessment reports to review the progress of the students and measuring the effectiveness of learning enhancement activities.
	Total of Nipun Bharat Mission (FLN)					298.6			280.33	
87	Formation of PMU (Elementary)									

65	State Level	0 %	1	20	20	1	20	20	Rs.20 lakh recommended for the implementation of framework consisting roadmap and annual action plans and strengthening of PMU at UT level with technical personnel, such as, IT experts, Data Analyst, academic expert, program management, community outreach worker etc.
66	District Level	1.20 %	3	13.3333	40	3	13.333	39.999	Rs. 13.33 lakh recommended per district for the strengthening of PMUs at district level in all 3 districts of the UT and support for the technical personnel such as, IT experts, Data Analyst, community outreach worker, etc.
Total of Formation of PMU (Elementary)					60			60	
Total of NIPUN Bharat Mission					358.6			340.33	
Assessment at National & State level									
102	Assessment at State level (Elementary)								

	67	Assessment at State level	0 %	3	13.334	40.002	0	0	0	Not Recommended. Already recommended an amount of 30 lakh at a unit cost of 10 lakh/district under Assessment at State level (secondary). As per norms, a consolidated fund of Rs. 10/lakh/district is approved for elementary and secondary level assessment activities.
	Total of Assessment at State level (Elementary)					40			0	
103	Assessment at State level (Secondary)									
	68	Assessment at State Level	0 %	3	13.3334	40.0002	3	10	30	Considered all the three districts for conducting the assessment activities including post NAS activities at a unit cost of Rs. 10 lakh/district.
	Total of Assessment at State level (Secondary)					40			30	
Total of Assessment at National & State level						80			30	
Training for In-service Teacher and Head Teachers										
106	In-Service Training (Elementary)									
	69	Class I & II	0 %	485	0.05	24.25	0	0	0	Not Recommended here, because teachers training Classes 1 to V has already recommended in Capacity building of

									Teachers of Grades I to V (New)- Nipun Bharat Mission (FLN).
70	Class III to V	0 %	811	0.05	40.55	0	0	0	Not Recommended here, because teachers training Classes 1 to V has already recommended in Capacity building of Teachers of Grades I to V (New)- Nipun Bharat Mission (FLN).
71	Class VI to VIII	0 %	503	0.05	25.15	503	0.05	25.15	Recommended as proposed 10 days In-service Teacher Training @ Rs.500/- per person per day.
72	Teachers Class VI to VII(Government Schools)	0 %	169	0.05	8.45	169	0.05	8.45	Recommended as proposed 10 days In-service Teacher Training @ Rs.500/- per person per day.
73	Training for Educational Administrators (Elementary)	0 %	50	0.05	2.5	50	0.05	2.5	Recommended as appraised Training for Educational Administrators for 5 days@ Rs.500/- per person per day.
74	Induction Training Programme	38.23 %	211	0.1	21.1	211	0.05	10.55	Recommended as appraised 10 days Induction Training for newly recruited @ Rs.500/- per person per day. Note: UT has reported

										that the recruitment at elementary level is under process.
	75	Principal Leadership Flagship Training of Heads Teachers/ Principal/ RPs (Elementary)	0.93 %	161	0.1	16.1	161	0.08	12.88	Recommended as appraised Principal Leadership Training for 16 days In-service Teacher Training @ Rs.500/- per person per day.
	Total of In-Service Training (Elementary)					138.1			59.53	
107	In-Service Training (IX - XII)									
	76	Teachers Class IX to X (Government Schools)	0 %	466	0.05	23.3	466	0.05	23.3	Recommended as proposed 10 days In-service Teacher Training @ Rs. 500/- per person per day.
	77	Teachers Class XI to XII (Government Schools)	0 %	225	0.05	11.25	225	0.05	11.25	Recommended as proposed 10 days In-service Teacher Training @ Rs. 500/- per person per day.
	78	Teachers Class IX to X (Government Aided Schools)	0 %	52	0.05	2.6	52	0.05	2.6	Recommended as proposed 10 days In-service Teacher Training @ Rs. 500/- per person per day.
	79	Teachers Class XI to XII (Government Aided Schools)	0 %	88	0.05	4.4	88	0.05	4.4	Recommended as proposed 10 days In-service Teacher Training

										@ Rs. 500/- per person per day.
	80	Physical Educational Instructors on Yoga	0 %	70	0.05	3.5	70	0.03	2.1	Recommended as appraised 6 days Yoga Training @ Rs. 500/- per person per day.
	81	Class IX to XII	0 %	60	0.1	6	0	0	0	Not recommended as repetitive proposal.
	82	School Leadership Training of Head Teachers/ Principals	0 %	50	0.1	5	50	0.08	4	Recommended as appraised 16 days School Leadership Training @ Rs. 500/- per person per day.
	Total of In-Service Training (IX - XII)					56.05			47.65	
112	Training of Resource Persons & Master Trainers (Elementary)									
	83	Orientation of Master Trainer (Elementary)	0 %	120	0.1	12	120	0.1	12	Recommended as proposed 10 days Training for KRPs @ Rs.1000/- per person per day.
	Total of Training of Resource Persons & Master Trainers (Elementary)					12			12	
Total of Training for In-service Teacher and Head Teachers						206.15			119.18	
Composite School Grant										
118	Annual Grant (up to Highest Class VIII)									
	84	School Grant - (Enrol > 30 and <=100)	99.37 %	143	0.25	35.75	143	0.25	35.75	Recommended as proposed, as per norms.

	85	School Grant - (Enrol > 100 and <= 250)	100 %	93	0.5	46.5	93	0.5	46.5	Recommended as proposed, as per norms.
	86	School Grant - (Enrol > 250 and <= 1000)	97.30 %	36	0.75	27	36	0.75	27	Recommended as proposed, as per norms.
	87	School Grant - (Enrol > 1000)	100 %	9	1	9	9	1	9	Recommended as proposed, as per norms.
	88	School Grant (Enrol >= 1 and <= 30)	96.23 %	46	0.1	4.6	46	0.1	4.6	Recommended as proposed, as per norms.
	Total of Annual Grant (up to Highest Class VIII)					122.85			122.85	
119	Annual Grant (up to Highest Class X or XII)									
	89	School Grant - (Enrol > 30 and <=100)	100 %	12	0.25	3	12	0.25	3	Recommended as proposed, as per norms.
	90	School Grant - (Enrol > 100 and <= 250)	100 %	11	0.5	5.5	11	0.5	5.5	Recommended as proposed, as per norms.
	91	School Grant - (Enrol > 250 and <= 1000)	100 %	23	0.75	17.25	23	0.75	17.25	Recommended as proposed, as per norms.
	92	School Grant - (Enrol > 1000)	100 %	3	1	3	3	1	3	Recommended as proposed; as per norms.
	93	School Grant (Enrol >= 1 and <= 30)	0 %	1	0.1	0.1	1	0.1	0.1	Recommended as proposed, as per norms.
	Total of Annual Grant (up to Highest Class X or XII)					28.85			28.85	
Total of Composite School Grant						151.7			151.7	
Library Grants										
120	Library Grant (upto Highest Class VIII)									
	94	Upper Primary Schools	98.34 %	161	0.13	20.93	161	0.13	20.93	Recommended as proposed, as per norms.
	95	Primary Schools	98.24 %	166	0.05	8.3	166	0.05	8.3	Recommended as proposed, as per norms.

	Total of Library Grant (upto Highest Class VIII)				29.23			29.23	
121	Library Grant (upto Highest Class XII)								
	96 Secondary Schools (Upto Class X)	89.73 %	24	0.15	3.6	24	0.15	3.6	Recommended as proposed, as per norms.
	97 Senior Secondary School (Upto Class XII)	94.90 %	26	0.2	5.2	26	0.2	5.2	Recommended as proposed, as per norms.
	Total of Library Grant (upto Highest Class XII)				8.8			8.8	
Total of Library Grants					38.03			38.03	
Rastriya Aavishkar Abhiyan									
124	Rashtriya Aavishkar Abhiyaan (Elementary)								
	98 Science Exhibition / Book Fair	0 %	4	3.5	14	1	6	6	Considered the Science exhibition at State level with a sum of Rs. 6 lakh.
	99 Quiz Competition	95.17 %	23823	0.00058	13.817	23823	0.0005	11.9115	Recommended 23823 students for quiz competition at a unit cost of Rs. 50/student.
	100 Exposure visit outside State	100 %	4766	0.02	95.32	4766	0.02	95.32	Considered 4766 students to have exposure visit outside state at a unit cost Rs. 2000/student.
	101 Excursion Trip for Students within State	99.99 %	23823	0.002	47.646	23823	0.002	47.646	Recommended as proposed.
	102 Formation of Science / Maths Clubs	28.57 %	161	0.1	16.1	161	0.025	4.025	Considered 161 elementary schools for formation of Science/Maths club at a unit cost of Rs. 2500/school.

	103	Vedic Math	0 %	7370	0.003	22.11	7370	0.003	22.11	Recommended as proposed.
	Total of Rashtriya Aavishkar Abhiyaan (Elementary)					208.99			187.01	
125	Rashtriya Aaviskaar Abhiyan (Secondary)									
	104	Science Exhibition / Book Fair	96.47 %	3	2	6	3	2	6	Recommended as proposed.
	105	Quiz Competition	15.40 %	3	0.66667	2.00001	3	0.66667	2.00001	Recommended as proposed.
	106	Study Trip for Students to Higher Institutions (Within States)	99.95 %	21286	0.002	42.572	12000	0.002	24	Considered for 12000 students at a unit cost of Rs. 200/student. The UT is suggested to increase the physical number for an activity in a gradual manner for effective implementation of the activity.
	107	Exposure visit outside State	100 %	4257	0.02	85.14	4257	0.02	85.14	Recommended as proposed.
	108	Formation of Science / Maths Clubs	47.83 %	50	0.1	5	50	0.05	2.5	Considered 161 elementary schools for formation of Science/Maths club at a unit cost of Rs. 5000/school.
	109	Vedic Math for 9th & 10th Class students	0 %	7376	0.003	22.128	7376	0.003	22.128	Recommended as proposed.
	110	Maths Mela during Mathematics Week	50 %	3	1	3	3	1	3	Recommended as proposed.
	Total of Rashtriya Aaviskaar Abhiyan (Secondary)					165.84			144.77	
Total of Rastriya Aavishkar Abhiyan						374.83			331.78	
ICT and Digital Initiatives										

127	Digital Hardware & Software (up to Highest Class VIII) - NR									
	111	Digital Hardware & Software (Type - I) (Elementary)	98.08 %	84	6.4	537.6	0	0	0	Not Recommended. The schools that are proposed under this head have been considered under the corresponding enrolment wise head of ICT, as the revised ICT scheme offers step-wise funding based on school enrolment, context to norms.
	112	Smart Classroom (Type - II) (Elementary)	0 %	46	2.4	110.4	16	2.4	38.4	Recommended. An amount of Rs. 38.40 lakh is recommended for the establishment of Smart Classroom (Type - II) (Elementary) in 16 schools of the proposed 46 schools at Rs. 2.4 lakhs/school. Schools approved earlier under ICT with its recurring period not ended and schools with low enrolment (including zero), has not been considered.

113	Digital Hardware & Software (Type - I) (Elementary < 100)	0 %	1	6.4	6.4	20	2.5	50	Recommended. An amount of Rs. 50.00 lakh is recommended for establishment of Digital Hardware & Software/ICT (Type - I) (Elementary) in 20 schools. As the revised ICT scheme offers step-wise funding based on school enrolment, for under 100, a Non - Recurring grant of Rs. 2.5 lakh/school is recommended. Schools approved earlier under Smart classrooms with its recurring period not ended and schools with low enrolment, has not been considered.
114	Digital Hardware & Software (Type - I) (Elementary 100 - 250)	0 %	2	6.4	12.8	1	4.5	4.5	Recommended. An amount of Rs. 4.50 lakh is recommended for establishment of Digital Hardware & Software/ICT (Type - I) (Elementary) in 1 school. As the revised ICT scheme offers step-wise funding based on school enrolment, 100-250, a Non -Recurring grant of Rs. 4.5 lakh/school is recommended. Schools approved earlier under

										Smart classrooms with its recurring period not ended and schools with low enrolment, has not been considered.
115	Digital Hardware & Software (Type - I) (Elementary 250 - 700)	0 %	3	6.4	19.2	1	6.4	6.4	6.4	Recommended. An amount of Rs. 6.40 lakh is recommended for establishment of Digital Hardware & Software/ICT (Type - I) (Elementary) in 1 school. As the revised ICT scheme offers step-wise funding based on school enrolment, 250-700, a Non -Recurring grant of Rs. 6.40 lakh/school is recommended. Schools approved earlier under Smart classrooms with its recurring period not ended and schools with low enrolment, has not been considered.
	Total of Digital Hardware & Software (up to Highest Class VIII) - NR				686.4			99.3		
128	Recurring Components (Digital Hardware & Software upto Highest Class VIII)									

	116	Recurring Cost (ICT & Digital Initiatives) (Option - I) (New)	25 %	90	2.4	216	0	0	0	Not Recommended. This being the current proposal and the ICT labs that have been approved in the current proposal are yet to be made functional, recurring cost for the 90 schools under (ICT & Digital Initiatives) (Option - I) (New) (Elementary) shall not be considered for recommendation. Hence nullified. Notably, recurring component can be considered after the functional status is hosted on PRABANDH as per the programmatic norms.
--	-----	---	------	----	-----	-----	---	---	---	---

117	Recurring Cost (ICT & Digital Initiatives) (Option - I) (Existing)	26.60 %	67	2.4	160.8	65	2.38466	155.003	Recommended. An amount of Rs. 155 lakhs is recommended for the 65 functional (ICT & Digital Initiatives) (Elementary) (Option - I) (Existing) schools as recorded in PRABANDH; of which the recurring grant of 5 schools end on 01/03/2024. Hence, the recurring support is considered for 11 months, for those 5 schools at the unit cost of Rs. 2.2 lakh/school; and at Rs. 2.4 lakh/school for the remaining 60 schools; while 2 schools being non-functional, referencing PRABANDH, totaling to 67 schools as per the proposal.
118	Smart Classroom - (Recurring) (Type - II) (Elementary) (New)	0 %	46	0.38	17.48	0	0	0	Not Recommended. This being the current proposal and the Smart classrooms that have been approved in the current proposal are yet to be made functional, recurring cost for 46 schools under Smart classrooms (Option - II) (New) (Elementary) shall not be considered for recommendation. Hence nullified. Notably,

										recurring component can be considered after the functional status is hosted on PRABANDH as per the programmatic norms.
	119	Smart Classroom - (Recurring) (Type - II) (Elementary) (Existing)	0 %	96	0.38	36.48	96	0.38	36.48	Recommended. An amount of Rs. 36.48 lakh is recommended for 96 functional smart classrooms at Rs. 0.38 lakh/school (Elementary) (Existing), as recorded in PRABANDH, and as proposed.
	Total of Recurring Components (Digital Hardware & Software upto Highest Class VIII)					430.76			191.48	
129	Digital Hardware & Software (upto Highest Class XII) - NR									
	120	Digital Hardware & Software (Type - I) (Secondary & Sr. Secondary)	100 %	36	6.4	230.4	0	0	0	Not Recommended. The schools that are proposed under this head have been considered under the corresponding enrolment wise head of ICT, as the revised ICT scheme offers step-wise

										<p>funding based on school enrolment, context to norms. Schools approved earlier under ICT shall not be considered.</p>
121	Smart Classroom (Type - II) (Secondary & Sr. Secondary)	0 %	5	2.4	12	2	2.4	4.8	<p>Recommended. An amount of Rs. 4.80 lakh is recommended for the establishment of Smart Classroom (Type - II) (Secondary & Sr. Secondary) in 2 schools of the proposed 5 schools at Rs. 2.4 lakhs/school as per norms. Schools approved earlier under ICT with its recurring period not ended has not been considered.</p>	
122	Digital Hardware & Software (Type - I) (Secondary/Sr. Secondary < 100)	0 %	5	6.4	32	2	2.5	5	<p>Recommended. An amount of Rs. 5.00 lakh is recommended for establishment of Digital Hardware & Software/ICT (Type - I) (Secondary & Sr. Secondary) in 2 schools. As the revised ICT scheme offers step-wise funding based on school enrolment, for under 100, a Non -Recurring grant of Rs. 2.5 lakh/school is recommended. Schools</p>	

										approved earlier under ICT/Smart classrooms and also with its recurring period not ended has not been considered.
123	Digital Hardware & Software (Type - I) (Secondary/Sr. Secondary 100 - 250)	0 %	1	6.4	6.4	0	0	0	0	Not Recommended. None of the school proposed fits in to the norms cited as in the revised ICT scheme that offers step-wise funding based on school enrolment, 100-250, hence kept null and void. Schools approved earlier under ICT/Smart classrooms and also with its recurring period not ended has not been considered.
124	Digital Hardware & Software (Type - I) (Secondary/Sr. Secondary 250 - 700)	0 %	5	6.4	32	0	0	0	0	Not Recommended. None of the school proposed fits in to the norms cited as in the revised ICT scheme that offers step-wise funding based on school enrolment, 250-700, hence kept null and void. Schools approved earlier under ICT/Smart classrooms and also with its recurring period not ended, has not been considered.

	Total of Digital Hardware & Software (upto Highest Class XII) - NR				312.8			9.8	
130	Recurring Components (Digital Hardware & Software upto Highest Class XII)								
125	Recurring Cost (ICT & Digital Initiatives) (Secondary & Sr. Secondary) (Option - I) (New)	25 %	47	2.4	112.8	0	0	0	Not Recommended. This being the current proposal and the ICT labs that have been approved in the current proposal are yet to be made functional, recurring cost for the 47 schools under (ICT & Digital Initiatives) (Option - I) (New) (Secondary/Senior Secondary) shall not be considered for recommendation. Hence nullified. Notably, recurring component can be considered after the functional status is hosted on PRABANDH as per the programmatic norms.

126	Recurring Cost (ICT & Digital Initiatives) (Secondary & Sr. Secondary) (Option - I) (Existing)	36.17 %	3	2.4	7.2	3	2.267	6.801	Recommended. An amount of Rs. 6.80 lakhs is recommended for the 3 functional (ICT & Digital Initiatives) (Secondary/Senior Secondary) (Option - I) (Existing) schools as recorded in PRABANDH; of which the recurring grant of 2 schools end on 01/03/2024. Hence, the recurring support is considered for 11 months, for those 2 schools at the unit cost of Rs. 2.2 lakh/school; and at Rs. 2.4 lakh/school for the remaining 1 school.
127	Smart Classroom (Recurring) (Secondary & Sr. Secondary) (Option - II) (Existing)	0 %	45	0.38	17.1	39	0.38	14.82	Recommended. An amount of Rs. 14.82 lakh is recommended for 39 functional smart classrooms of the proposed 45 schools at Rs. 0.38 lakh/school (Secondary/Senior Secondary) (Existing), as recorded in PRABANDH. Notably, recurring component for the current smart classroom proposal can be considered after the functional status is hosted on PRABANDH as

										per the programmatic norms.
	Total of Recurring Components (Digital Hardware & Software upto Highest Class XII)					137.1			21.62	
Total of ICT and Digital Initiatives						1567.06			322.2	
Early Childhood Care and Education (ECCE)										
133	Pre- Primary (Non- Recurring)									
128	Child Friendly Furniture	96.36 %	144	0.7	100.8	144	0.55	79.2	Recommended Rs55000 for child friendly furniture in 144 new Pre-schools on submission of sanction letter by UT as per Pre-PAB discussions. Data in UDISE is unavailable and will reflect in UDISE 23-24	
129	BALA Features	0 %	144	0.3	43.2	144	0.2	28.8	Recommended Rs 20000 for BALA in 144 new Pre-schools on submission of sanction letter by UT as per Pre-PAB discussions. Data in UDISE is unavailable and will reflect in UDISE 23-24	
Total of Pre- Primary (Non- Recurring)						144			108	

134	Pre-Primary (Recurring)									
	-130	TLM for Children	93.26 %	6882	0.005	34.41	6882	0.005	34.41	Recommended for 6882 students as per letter provided by UT after Pre-PAB Discussions. However, UDISE+ 21-22 data shows 1919 students enrolled in 79 pre-primary schools.
	131	Support at Pre-Primary Level (New)	88.70 %	145	2	290	144	2	288	Recommended for 144 new pre-primary schools for manpower support, Development of handbook and manuals for pre school teaching, training on pedagogical practices etc.
	132	Support to Pre-Primary (Existing)	92.17 %	138	2	276	138	2	276	Recommended for 138 schools @2Lakh per school for manpower support, Development of handbook and manuals for pre school teaching, workshop on enhancing pedagogical knowledge etc. However, 79 schools out of 138 are available on UDISE. For remaining school, UT has submitted sanction order along with list of functional Pre-primary schools till current year, as discussed in Pre-PAB.
Total of Pre-Primary (Recurring)						600.41			598.41	

Total of Early Childhood Care and Education (ECCE)					744.41			706.41	
Academic support through BRC/URC/CRC									
135	Provision for BRCs/URCs								
133	Financial Support for 1 Accountant-cum-support staff	98.53 %	9	2.52	22.68	9	2.46	22.14	Recommended 12 months salary for 9 In-position Accountant cum support staff @ Rs. 20500/- per person per month, as per the norms.
134	Financial Support for 1 Data Entry Operator in position	74.76 %	4	2.52	10.08	4	2.16	8.64	Recommended 12 months salary for 4 In-position Data Entry Operator @ Rs. 21775/- per person per month, as per the norms.
135	Financial Support for 1 MIS Coordinator in position	72.28 %	4	3.12	12.48	4	2.613	10.452	Recommended 12 months salary for 4 In-position MIS Coordinators @ Rs. 21775/- per person per month, as per the norms.
136	Financial Support for 2 Resource Persons for CWSN	79.85 %	8	3.7685	30.148	8	3.094	24.752	Recommended 12 months salary for 8 In-position CWSN Resource Person @ Rs. 25783/- per person per month, as per the norms.
137	Financial Support for 6 Resource Persons at BRC	79.94 %	24	3.7685	90.444	24	3.76714	90.4114	Recommended 12 months salary for 24 In-position Subject Specific Resource Person @ Rs. 31393/- per person per month, as per the norms.

	138	Maintenance Grant	0 %	4	0.5	2	4	0.1	0.4	Recommended as appraised Maintenance Grant for 4 BRCs @ Rs. 10000/- per BRC.
	139	TLE/TLM Grant	100 %	4	0.1	0.4	4	0.1	0.4	Recommended as proposed TLM Grant for 4 BRCs @ Rs. 10000/- per BRC.
	140	Meeting, TA	100 %	4	0.3	1.2	4	0.3	1.2	Recommended as proposed Meeting TA Grant for 4 BRCs @ Rs. 30000/- per BRC.
	141	Contingency Grant	100 %	4	0.5	2	4	0.5	2	Recommended as proposed Contingency Grant for 4 BRCs @ Rs. 50000/- per BRC.
	Total of Provision for BRCs/URCs					171.43			160.4	
137	Provisions for CRCs									
	142	Furniture Grant / Computer	0 %	29	1	29	29	1	29	Recommended as proposed Furniture Grant for all the 29 CRCs.
	143	Maintenance Grant	0 %	29	0.1	2.9	29	0.1	2.9	Recommended as appraised Maintenance for 29 CRCs @ Rs.5000/- per CRC.
	144	TLM Grant	93.10 %	29	0.03	0.87	29	0.03	0.87	Recommended as proposed TLM Grant for 29 CRCs @ Rs. 3000/- per CRC.
	145	Meeting, TA	93.10 %	29	0.12	3.48	29	0.12	3.48	Recommended as proposed Meeting, TA Grant for 29 CRCs @ Rs.12000/- per CRC.

	146	Contingency Grant	92.91 %	29	0.1	2.9	29	0.1	2.9	Recommended as proposed Contingency Grant for 29 CRCs @ Rs.10000/- per CRC.
	147	Financial Support for CRC Coordinator (one)	83.52 %	29	3.6	104.4	29	3.6	104.4	Recommended 12 months salary for 29 In-position CRCs @ Rs. 30000/- per person per month, as per the norms.
	148	Mobility Support for CRC(Strengthening of CRC)	83.67 %	327	0.01	3.27	29	0.01	0.29	Recommended as appraised @ Rs. 1000 per CRCs per year as per the norms.
	Total of Provisions for CRCs					146.82			143.84	
Total of Academic support through BRC/URC/CRC						318.25			304.24	
Total of Quality Interventions						4890.29			2742.79	
Sports & Physical Education										
Sports & Physical Education										
122	Sports & Physical Education (upto Highest Class XII)									
	149	Sports & Physical Education (Secondary)	100 %	24	0.25	6	24	0.25	6	Recommended as proposed, as per norms.
	150	Sports & Physical Education (Sr. Secondary)	100 %	26	0.25	6.5	26	0.25	6.5	Recommended as proposed, as per norms.
	Total of Sports & Physical Education (upto Highest Class XII)					12.5			12.5	
123	Sports & Physical Education (upto Highest Class VIII)									

	151	Sports & Physical Education (Primary Schools)	99.49 %	166	0.05	8.3	166	0.05	8.3	Recommended as proposed, as per norms.
	152	Sports & Physical Education (Upper Primary Schools)	100 %	161	0.1	16.1	161	0.1	16.1	Recommended as proposed, as per norms.
	Total of Sports & Physical Education (upto Highest Class VIII)					24.4			24.4	
Total of Sports & Physical Education						36.9			36.9	
Total of Sports & Physical Education						36.90			36.90	
Teacher Education										
Technology Support to TEIs										
143	Technology Support to TEIs (Recurring)									
	153	DIETs (Technology Support)	0 %	1	2.34	2.34	1	2.34	2.34	Recommended as proposed Rs. 2.34 lakh for recurring grant of ICT lab in DIET. UT has reported the ICT lab is functional in the DIET. Expenditure is not booked on Prabandh portal because funds was relapsed in the last day of March.
	Total of Technology Support to TEIs (Recurring)					2.34			2.34	
Total of Technology Support to TEIs						2.34			2.34	
Program & Activities including Faculty Development of Teacher Educators										

144	Program & Activities including Faculty Development of Teacher Educators									
	154	Program & Activities (DIET)	0 %	2	19.99	39.98	1	30	30	Recommended as appraised Rs 30.00 lakh for DIET for Program & Activities. This fund will be utilized for conducting activities such as capacity building, professional development programmes, exchange programmes, material development, development of local specific contents/resources as per the State Curriculum Frameworks (SCFs)etc.
	155	Specific projects for Research activities (DIET)	38.60 %	1	10	10	1	10	10	Recommended as proposed Rs. 10.00 lakh for DIET for Specific projects for Research activities. This fund will be utilized for conducting specific research activities such as action research, small scale studies, etc.
	Total of Program & Activities including Faculty Development of Teacher Educators					49.98			40	

Total of Program & Activities including Faculty Development of Teacher Educators					49.98			40	
Financial Support for Teacher Educators (TEIs)									
147	Financial Support for Salary in TEIs (Academic Posts)								
156	DIETs	57.99 %	12	6	72	12	3.6	43.2	<p>Recommended for post created and filled after 2012.</p> <p>Central support for salary of Teacher Educators restricted to 60% of the total filled up posts and provided for 12 Academic posts (Principal-1, , Sr. Lecturer-3 and Lecturer-8) in 1 DIET.</p> <p>Note: 2 Sr. Lecturer Posts are vacant. It is requested to the UT kindly filled the vacant post at the earliest. Funds for Vacant Post salary will be utilise after filling the posts and informed to the MoE.</p>
Total of Financial Support for Salary in TEIs (Academic Posts)					72			43.2	

148	Para Academic Posts (Financial Support)									
	157	DIETs	0 %	4	3.6	14.4	4	1.08	4.32	Recommended 6 month salary for the 4 vacant Para Academic Posts (1 Wok Education Teacher, 1 Librarians, 1 Lab Assistant and, 1 Accountant)in one functional Daman DIET as per the norms.This fund will be provided subject to the UT submitting complete details of the creation and filling up of these positions in advance (Central support for salary of Teacher Educators restricted to 60% of the total filled up posts)
	Total of Para Academic Posts (Financial Support)					14.4			4.32	
Total of Financial Support for Teacher Educators (TEIs)						86.4			47.52	
Training of Teacher Educators										
149	Training for Teacher Educators									
	158	DIETs	0 %	12	0.1	1.2	12	0.05	0.6	Recommended as appraised 10 days Training for Teacher Educators in DIET @ Rs. 500/- per person per day.

	Total of Training for Teacher Educators				1.2			0.6	
Total of Training of Teacher Educators					1.2			0.6	
DIKSHA (National Teacher Portal)									
151	DIKSHA (National Teacher Portal)								
159	Capacity building and Training for Teachers, Educators and State officials for usgae of DIKSHA	0 %	1	10	10	1	5	5	Recommended. An amount of Rs. 5 lakh is recommended for the Capacity Building and Training for Teachers, Educators and State officials for the usage of DIKSHA that could cover awareness campaigns, workshops, trainings, Strengthening Block Resource Persons for effective outreach, technology integration in teaching and any other activity of relevance as required and shall also be utilized for the development of contents/courses for the capacity building programs, content creation, curation etc., for the engagement of all stakeholders concerned for wider benefit.

	160	Development of Digital Content	0 %	1	10	10	0	0	0	Not Recommended. The programmatic norms of DIKSHA does not extend its coverage for the setting up of Recording Studio, studio light & audio equipment, capacity building, Training for Artist/RP, Harmonium for Graphics and Voice over artist etc., as proposed by the UT. Hence this stands not considered for recommendation. The UT is herewith requested to ensure the proposal under this head shall only cover the e-contents to be developed for various classes for the wider benefit of all stakeholders.
	Total of DIKSHA (National Teacher Portal)					20			5	
	Total of DIKSHA (National Teacher Portal)					20			5	
	Annual Grant for TEIs									
152	Annual Grant for TEIs									

	161	DIETs	69.36 %	1	20	20	1	20	20	Recommended as proposed for DIET. This fund will be utilized for day-to-day expenses, hiring of Resource persons/Experts for Teacher Training, purchase of library books/periodicals, development and maintenance of website, small office/library equipment, stationary, office expenses, etc
	Total of Annual Grant for TEIs					20			20	
Total of Annual Grant for TEIs						20			20	
Total of Teacher Education						179.92			115.46	
Financial Support for Teachers										
Financial Support for Teachers (HMs/Teachers)										
154	Financial Support for Salary (Elementary)									

	162	Financial Support for Teacher Salary (Elementary)	67.24 %	3	1018.71	3056.12	1	3056.12	3056.12	With reference to the PAB-2021-22 Minutes the outlay was Rs. 3009.38 lakh at Elementary level. The UT is 100% funded (Non legislation UT) by the Central Government. The UT has proposed Rs. 3056.12 lakhs in the current financial year 2023-24 and the same has been recommended as discussed in the Pre-PAB meeting.
	Total of Financial Support for Salary (Elementary)					3056.12			3056.12	
157	Financial Support for Teachers (Secondary)									
	163	Financial Support for Teacher Salary (Secondary)	82.79 %	1	35.64	35.64	1	35.64	35.64	With reference to the PAB-2021-22 Minutes the outlay was Rs. 35.64 lakh at Secondary level. The UT is 100% funded (Non legislation UT) by the Central Government. The UT has proposed Rs. 35.64 lakhs in the current financial year 2023-24 and the same has been recommended as discussed in the Pre-PAB meeting.
	Total of Financial Support for Teachers (Secondary)					35.64			35.64	

Total of Financial Support for Teachers (HMs/Teachers)					3091.76			3091.76	
Total of Financial Support for Teachers					3091.76			3091.76	
Gender & Equity									
Kasturba Gandhi Balika Vidyalaya (KGBVs)									
165	KGBV - Type - I (NR) (Previous Year) (Classes VI -VIII)								
164	TLM and equipment including library books	0 %	50	0.01	0.5	50	0.01	0.5	Recommended as proposed Rs. 0.50 lakh for TLM and equipment including library books
Total of KGBV - Type - I (NR) (Previous Year) (Classes VI - VIII)					0.5			0.5	
166	KGBV - Type I (Recurring) (Previous Year) (Classes VI - VIII)								
165	Food/Lodging per child per month	32.69 %	50	0.25	12.5	50	0.22	11	Recommended Rs 11.0 lakh for Food/Lodging per child @Rs.22000 unit cost.
166	Stipend per girl per month	55 %	50	0.03	1.5	50	0.02	1	Recommended Rs. 1 lakh for Stipend per girl @2000 per year unit cost.
167	Supplementary TLM, Stationery and other educational material	60 %	50	0.03	1.5	50	0.015	0.75	Recommended Rs.0.75 lakh for Supplementary TLM, Stationery and other educational material for 50 girls @Rs.1500 unit cost.
168	1 Warden	84.03 %	1	3	3	1	3	3	Recommended as proposed Rs. 3 lakh for warden

169	4 - 5 Full Time Teachers	0 %	3	2.6	7.8	3	2.6	7.8	Recommended as proposed Rs. 7.80 lakh for 3 Full Time Teachers @Rs.21,666 unit cost
170	3 Part Time Teachers	14.57 %	3	1.2	3.6	3	1.2	3.6	Recommended as proposed Rs.3.60 lakh for 3 Part Time Teachers.
171	2 Support Staff (Accountant/ Assistant, Peon, Chowkidar)	84.04 %	4	1.74	6.96	4	1.6	6.4	Recommended Rs. 6.4 lakh for 4 Support Staff (Accountant/ Assistant, Peon, Chowkidar. Accountant @Rs.20000 unit cost and Assistant, Peon, Chowkidar @11200 unit cost per month.
172	1 Head Cook	37.85 %	1	1.44	1.44	1	1.44	1.44	Recommended as proposed Rs. 1.44 lakh for Assistant cook
173	2 Assistant Cook	68.33 %	1	0.8	0.8	1	0.8	0.8	Recommended as proposed Rs. 0.80 lakh for Assistant cook
174	Specific skill training per girl	100 %	50	0.02	1	50	0.02	1	Recommended as proposed Rs. 1 lakh for Specific skill training for 50 girls.
175	Electricity / Water Charges	100 %	1	1	1	1	1	1	Recommended as proposed Rs. 1 lakh for Electricity / Water Charges.
176	Medical care / Contingencies	16 %	50	0.02	1	50	0.02	1	Recommended as proposed Rs. 1 lakh for Medical care / Contingencies for 50 girls.

	177	Maintenance	50 %	50	0.02	1	50	0.02	1	Recommended as proposed Rs. 1 lakh for Maintenance.
	178	Miscellaneous	100 %	50	0.02	1	50	0.02	1	Recommended as proposed Rs. 1 lakh for Miscellaneous.
	179	Preparatory Camps	0 %	1	0.15	0.15	1	0.15	0.15	Recommended as proposed Rs. 0.15 lakh for Preparatory Camps
	180	P.T.A.	0 %	1	0.1	0.1	1	0.1	0.1	Recommended as proposed Rs. 0.10 lakh for P.T.A
	181	Capacity Building	0 %	1	0.1	0.1	1	0.1	0.1	Recommended as proposed Rs. 0.10 lakh for Capacity Building
	182	Physical / Self Defence	0 %	1	0.15	0.15	1	0.15	0.15	Recommended Rs. 15000 for 3 months Physical self defense training for girls @Rs.5000 per month unit cost
	Total of KGBV - Type I (Recurring) (Previous Year) (Classes VI -VIII)						44.6		41.29	
177	KGBV - Type - IV (NR) (Previous Year) (Classes IX -XII)									
	183	TLM and equipment including library books	0 %	100	0.01	1	100	0.01	1	Recommended as proposed Rs.1 lakh for TLM and equipment including library books
	184	Replacement of bedding (once in 3 years)	0 %	100	0.03	3	100	0.03	3	Recommended as proposed Rs.3 lakh for Replacement of bedding for 100 girls.

	Total of KGBV - Type - IV (NR) (Previous Year) (Classes IX -XII)					4		4	
178	KGBV - Type - IV (Recurring) (Previous Year) (Classes IX - XII)								
185	Food/Lodging per child per month	51.75 %	100	0.25	25	100	0.25	25	Recommended as proposed Rs. 25 lakh for Food/Lodging per child per month @ Rs.2083 per month unit cost for 100 girls
186	Stipend per girl per month	88 %	100	0.005	0.5	100	0.005	0.5	Recommended as proposed Rs.0.50 lakh for Stipend per girl @Rs.500 unit cost.
187	Supplementary TLM, Stationery and other educational material	88 %	100	0.005	0.5	100	0.005	0.5	Recommended as proposed Rs.0.50 lakh for Supplementary TLM, Stationery and other educational material per girl @Rs.500 unit cost.
188	Examination Fee	100 %	30	0.005	0.15	30	0.005	0.15	Recommended as proposed Rs.0.15 lakh for Examination Fee for 30 girls @Rs.500 unit cost.
189	1 Warden	94.93 %	1	1.8	1.8	1	1.584	1.584	Recommended Rs. 1.58 lakh for 1 Warden.
190	3 Part time teachers	45.92 %	3	1.2	3.6	3	1.2	3.6	Recommended as proposed Rs. 3.60 lakh for 3 part teachers
191	1 Chowkidar	45.17 %	1	1.2	1.2	1	1.2	1.2	Recommended as proposed Rs. 1.20 lakh for 1 chowkidar

192	1 Head Cook	42.71 %	1	1.2	1.2	1	1.2	1.2	Recommended as proposed Rs. 1.20 lakh for 1 Head cook
193	2 Assistant Cook	35.42 %	2	0.8	1.6	2	0.8	1.6	Recommended as proposed Rs. 1.6 lakh for 2 Assistant Cook
194	Specific skill training per girl	100 %	100	0.002	0.2	100	0.002	0.2	Recommended as proposed Rs. 0.20 lakh for Specific skill training per girl @Rs.200 unit cost
195	Electricity / Water Charges	99.60 %	100	0.01	1	100	0.01	1	Recommended as proposed
196	Medical care / Contingencies	50 %	100	0.01	1	100	0.01	1	Recommended as proposed
197	Maintenance	99.86 %	100	0.007	0.7	100	0.007	0.7	Recommended as proposed
198	Miscellaneous	99.25 %	100	0.01	1	100	0.01	1	Recommended as proposed
199	Preparatory Camps	0 %	1	0.1	0.1	1	0.1	0.1	Recommended as proposed
200	P.T.A.	0 %	1	0.1	0.1	1	0.1	0.1	Recommended as proposed
201	Capacity Building	0 %	1	0.1	0.1	1	0.1	0.1	Recommended as proposed
Total of KGBV - Type - IV (Recurring) (Previous Year) (Classes IX - XII)					39.75			39.53	
Total of Kasturba Gandhi Balika Vidyalaya (KGBVs)					88.85			85.32	

Rani Laxmibai Atma Raksha Prashikshan										
183	Rani Laxmibai Atma Raksha Prashikshan (upto Highest Class X or XII)									
	202 Rani Laxmibai Atma Raksha Prashikshan (Upto Class X or XII)	97.92 %	50	0.15	7.5	50	0.15	7.5	Recommended as proposed Rs.7.5 lakh for Rani Laxmibai Atma Raksha Prashikshan @Rs.5000 per month unit cost for 3 months .	
	Total of Rani Laxmibai Atma Raksha Prashikshan (upto Highest Class X or XII)				7.5			7.5		
184	Rani Laxmibai Atma Raksha Prashikshan (up to Highest Class VIII)									
	203 Rani Laxmibai Atma Raksha Prashikshan (Upto Class VIII)	100 %	161	0.15	24.15	161	0.15	24.15	Recommended as proposed Rs.24.15 lakh for Rani Laxmibai Atma Raksha Prashikshan @Rs.5000 per month unit cost for 3 months .	
	Total of Rani Laxmibai Atma Raksha Prashikshan (up to Highest Class VIII)				24.15			24.15		
Total of Rani Laxmibai Atma Raksha Prashikshan					31.65			31.65		
Special Projects for Equity										
185	Special Projects for Equity - (NR) (Secondary)									
	204 Vending Machines (Upto Class XII)	0 %	1	0.3	0.3	1	0.3	0.3	Recommended as proposed Rs. 0.30 lakh For TYPE 1 KGBV (Incinerator and vending machine)	

	Total of Special Projects for Equity - (NR) (Secondary)					0.3			0.3	
186	Special Projects for Equity - Recurring (Secondary)									
	205	Special Enrolment Drive	0 %	1	12.395	12.395	1	12	12	Recommended Rs 12 lakh lakh for special enrollment drive in 3 districts.
	Total of Special Projects for Equity - Recurring (Secondary)					12.4			12	
187	Special Projects for Equity - (NR) (Elementary)									
	206	Vending Machines (Elementary)	0 %	1	0.3	0.3	1	0.3	0.3	Recommended as proposed Rs. 0.30 lakh for Vending for type 1 KGBV
	Total of Special Projects for Equity - (NR) (Elementary)					0.3			0.3	
188	Special Projects for Equity - Recurring (Elementary)									
	207	Adolescent Programme for Girls	100 %	11750	0.002	23.5	11750	0.002	23.5	Recommended as proposed Rs. 23.50 lakh for Adolescent Programme for Girls.
	Total of Special Projects for Equity - Recurring (Elementary)					23.5			23.5	
190	Project- Girls Empowerment (Secondary)									
	208	Adolescent Programme for Girls Students	100 %	10728	0.002	21.456	10728	0.002	21.456	Recommended as proposed Rs.21.45 lakh for Adolescent Programme for Girls

										Students @Rs.200 unit cost for 10728 girls .
	209	Beti Shiksha - Beti Suraksha	71.54 %	3	14.9187	44.756	3	8	24	Recommended Rs. 24 lakh for Beti Shiksha - Beti Suraksha.
	Total of Project- Girls Empowerment (Secondary)					66.21			45.46	
Total of Special Projects for Equity						102.71			81.56	
Total of Gender & Equity						223.21			198.53	
Inclusive Education										
Provision for Children with Special Needs (CWSN)										
198	Student Oriented Components (Upto Highest Class - VIII) (District Level) (Recurring)									
	210	Sports & Exposure Visit	83.50 %	3	0.46667	1.4	3	0.466	1.398	Recommended as proposed for sports events across all districts.
	211	Orientation of Principals, Educational administrators, parents / guardians etc.	60.22 %	2	0.3	0.6	2	0.3	0.6	Recommended as proposed.
	Total of Student Oriented Components (Upto Highest Class - VIII) (District Level) (Recurring)					2			2	
199	Student Oriented Components (Upto Highest Class - VIII) (Block Level) (Recurring)									
	212	Assistive Devices, Equipments and TLM	96.08 %	75	0.02	1.5	4	0.375	1.5	Recommended for appropriate TLMs for CwSN across all BRCs.

	Total of Student Oriented Components (Upto Highest Class - VIII) (Block Level) (Recurring)					1.5			1.5	
200	Student Oriented Components (Upto Highest Class - VIII) (Student Specific) (Recurring)									
	213	Transport Allowance	90.55 %	421	0.02	8.42	421	0.02	8.42	Recommended as proposed for 421 CwSN with a unit cost of Rs.200/month for 10 months.
	214	Home Based Education	77.92 %	40	0.025	1	40	0.025	1	Recommended as proposed for 40 CwSN enrolled in home based education programme.
	215	Providing Aids & Appliances	62.26 %	56	0.035	1.96	56	0.035	1.96	Recommended as proposed for 56 CwSN with a unit cost of Rs.3,500/CwSN (an average unit cost).
	Total of Student Oriented Components (Upto Highest Class - VIII) (Student Specific) (Recurring)					11.38			11.38	
201	Stipend for Girls (Upto Highest Class - VIII) (Recurring)									
	216	Stipend for Girls	90 %	160	0.02	3.2	160	0.02	3.2	Recommended as proposed for 160 girls with special needs with a unit cost of Rs.200/month for 10 months. This stipend is to be disbursed through DBT.

	Total of Stipend for Girls (Upto Highest Class - VIII) (Recurring)				3.2			3.2	
202	Student Oriented Components (Upto Highest Class - XII) (District Level) (Recurring)								
	217 Orientation of Principals, Educational administrators, parents / guardians etc.	51.22 %	2	0.25	0.5	2	0.25	0.5	Recommended as proposed for orientation program at district level.
	Total of Student Oriented Components (Upto Highest Class - XII) (District Level) (Recurring)				0.5			0.5	
203	Student Oriented Components (Upto Highest Class - XII) (Block Level) (Recurring)								
	218 Assistive Devices, Equipments and TLM	94.56 %	15	0.015	0.225	4	0.056	0.224	Recommended for appropriate TLMs for CwSN across all BRCs.
	219 Environment Building programme	56.67 %	4	0.15	0.6	4	0.15	0.6	Recommended as proposed for awareness programs at BRC level, for parents/caregivers.
	Total of Student Oriented Components (Upto Highest Class - XII) (Block Level) (Recurring)				0.82			0.82	
204	Student Oriented Components (Upto Highest Class - XII) (Student Specific) (Recurring)								
	220 Transport Allowance	92.44 %	237	0.02	4.74	237	0.02	4.74	Recommended as proposed for 237 CwSN with a unit cost of Rs.200/month for 10 months.

	221	Braille Stationary Material (Inc. Embossed Charts, globes etc)	100 %	25	0.01	0.25	25	0.01	0.25	Recommended as proposed for Braille/large print books.
	222	Providing Aids & Appliances	96.30 %	16	0.035	0.56	16	0.035	0.56	Recommended as proposed for 16 CwSN with a unit cost of Rs.3,500/CwSN (an average unit cost).
	Total of Student Oriented Components (Upto Highest Class - XII) (Student Specific) (Recurring)					5.55			5.55	
205	Stipend for Girls (Upto Highest Class - XII) (Recurring)									
	223	Stipend for Girls	97.14 %	110	0.02	2.2	110	0.02	2.2	Recommended as proposed for 110 girls with special needs with a unit cost of Rs.200/month for 10 months. This stipend is to be disbursed through DBT.
	Total of Stipend for Girls (Upto Highest Class - XII) (Recurring)					2.2			2.2	
206	Identification & Assessment (up to Highest Class VIII)									
	224	Identification and Assessment (Medical Assessment Camps) (Upto Highest Class VIII)	100 %	4	0.1	0.4	4	0.1	0.4	Recommended Rs. 10,000/- per BRC, for annual identification camps for CwSN upto class XII.
	Total of Identification & Assessment (up to Highest Class VIII)					0.4			0.4	

207	Identification & Assessment (Upto Highest Class - XII)									
	225	Identification and Assessment (Medical Assessment Camps) (Upto Highest Class XII)	92 %	4	0.1	0.4	4	0.1	0.4	Recommended Rs. 10,000/- per BRC, for annual identification camps for CwSN upto class XII.
	Total of Identification & Assessment (Upto Highest Class - XII)					0.4			0.4	
208	Capacity Building of Special Educators (up to Highest Class VIII)									
	226	In-service Training of Special Educators (Upto Highest Class VIII)	75 %	14	0.025	0.35	14	0.025	0.35	Recommended for 5 days capacity building program for 14 special educators (in position only), with a unit cost of Rs.500/day/special educator.
	Total of Capacity Building of Special Educators (up to Highest Class VIII)					0.35			0.35	
209	Capacity Building of Special Educators (up to Highest Class XII)									
	227	In-service Training of Special Educators (Upto Highest Class XII)	71.43 %	8	0.025	0.2	7	0.025	0.175	Recommended for 5 day capacity building program for 7 special educators (in position only), with a unit cost of Rs.500/day/special educator.
	Total of Capacity Building of Special Educators (up to Highest Class XII)					0.2			0.18	

210	Resource Support towards Salary (Upto Highest Class VIII) (Recurring)									
	228	Financial Support (Previous Spl. Educators)	70.40 %	8	3.12	24.96	8	3.12	24.96	For the year 2022-23, financial support approved for 8 special educators with a unit cost of Rs.3.12 lakh/special educator/annum.Maybe considered with a unit cost of Rs.3.12 lakh/annum/special educator (as per last year unit cost) as a unique case for UT without legislature.This is subject to submission of verified documents by the UT.
	229	Financial Support (New Spl. Educators)	0 %	6	3.12	18.72	6	1.56	9.36	UT has proposed for 6 new special educators to be recruited, with a unit cost of Rs.3.12/lakh/annum for wider coverage of CwSN in general schools by all special educators. Maybe considered as per unit cost approved for special educators at elementary. Since recruitment process may take 6 months or more, notional amount of 6 months maybe considered, with a unit

										cost of Rs.1.56 lakh/special educator for 6 months.
	Total of Resource Support towards Salary (Upto Highest Class VIII) (Recurring)					43.68			34.32	
212	Strengthening Components under Inclusive Education (Upto Highest Class - XII) (NR)									
	230	Equipments for Resource Rooms	33.33 %	1	2	2	1	2	2	Recommended as proposed for 01 BRC, with a unit cost of Rs. 2.0 lakh/BRC for CwSN upto class XII, subject to submission and verification of details by the UT. This support is for equipments in resource centre and is a one time grant (once in 5 years).
	Total of Strengthening Components under Inclusive Education (Upto Highest Class - XII) (NR)					2			2	
213	Resource Support towards Salary (Upto Highest Class XII) (Recurring)									

	231	Financial Support (Previous Spl. Educators)	74 %	7	3.24	22.68	7	3.24	22.68	For the year 2022-23, financial support approved for 8 special educators with a unit cost of Rs.3.24 lakh/special educator/annum. Maybe considered with a unit cost of Rs.3.24 lakh/annum/special educator (as per last year unit cost) as a unique case for UT without legislature. This is subject to submission of verified documents by the UT.
	Total of Resource Support towards Salary (Upto Highest Class XII) (Recurring)					22.68			22.68	
	Total of Provision for Children with Special Needs (CWSN)					96.86			87.48	
	Total of Inclusive Education					96.87			87.48	
	Vocational Education									
	Introduction of Vocational Education at Secondary and higher Secondary									
	217	Recurring Support VE - Existing								
	232	Financial Support for Vocational Teacher/Trainer (Existing)	91.44 %	71	3	213	52	2.1	109.2	Recommended for support to 52 trainers (39 in position + 13 trainers to be recruited) in 27 schools.
	233	Financial Support for Resource Persons (Existing)	0 %	71	0.625	44.375	27	0.625	16.875	Recommended for guest lectures in 27 schools.

234	Raw material grant for new school per course (Existing)	0 %	71	1.125	79.875	27	1.125	30.375	Recommended for raw material in 27 schools.
235	Cost of providing Hands Training Students (Existing)	0 %	27	0.6	16.2	27	0.6	16.2	Recommended as proposed for providing Hands on skill Training / field trip to student in 27 schools
236	Assessment and Certification Cost (Existing)	0 %	2400	0.006	14.4	894	0.006	5.364	Recommended Assessment and Certification Cost for 894 students of class 10th and 12th
237	Office Expenses / Contingencies for School (Existing)	0 %	27	0.5	13.5	27	0.5	13.5	Recommended as proposed for Office Expenses/Contingencies in 27 schools
238	Induction training of VE - Teachers (10 Days) - (Existing)	0 %	2	0.05	0.1	2	0.05	0.1	Recommended for 10 days induction training to 2 trainers to be recruited
239	In-service Training of VE - Teachers (5 - Days) - (Existing)	0 %	63	0.05	3.15	50	0.0305	1.525	Recommended for 5 days in-service training to 39 trainers and 10 days induction training to 11 trainers to be recruited
240	Recurring Support for Hub and Spoke Schools (Previous)	0 %	4	5	20	4	2.5	10	Recommended for 04 Hub schools where students of 04 spoke schools (1 with each Hub) will be provided VE practical training.

	241	Transportation Allowance for Children from Spoke to Hub School (Previous)	0 %	320	0.03	9.6	320	0.03	9.6	Recommended for 320 students of 4 spoke schools @ Rs.3000 per student for travelling to Hub school.
	242	Financial Support for VE Coordinator	0 %	6	3.6	21.6	0	0	0	Not Considered. There is no separate norms for VE coordinator
	Total of Recurring Support VE - Existing					435.8			212.74	
Total of Introduction of Vocational Education at Secondary and higher Secondary						435.8			212.74	
Total of Vocational Education						435.80			212.74	
Monitoring of the Scheme										
Monitoring Information System (MIS)										
219	Monitoring of the Scheme									
	244	Child Tracking System	27.16 %	131782	0.00003	3.953	96216	0.00003	2.88648	Recommended @Rs. 3.00 per child for enrolment in Government and Aided Schools.
		Management Information System (Udise +)	36.78 %	131782	0.00002	2.636	96216	0.00002	1.92432	Recommended @Rs. 2.00 per child for enrolment in Government and Aided Schools.
	Total of Monitoring of the Scheme					6.59			4.81	
219.2	Vidhya Samiksha Kendra (Recurring) (EE/SE/TE)									

245	Vidya Samiksha Kendra (Recurring)	0 %	3	11.6667	35	1	30	30	Recommended. With reference to the letter No DE/ADM/VSK/2021-22/2830, dated 28.12.2022, the UT has requested CIET to provide the starter pack for its integration in to VSK and software utilities from CIET/NCERT, and has registered the sub domain https://vsk.ddd.gov.in and has also published a tender vide GEM/2023/B/3178892 dated, 24-02-2023 for the procurement of IT infrastructure requirement for Vidya Samiksha Kendra. Since the UT has initiated the work on compliance process of VSK and has been on the onboarding stage to VSK following NDEAR standards, an amount of Rs. 30 lakhs is recommended for the recurring activities of VSK as per norms.
Total of Vidhya Samiksha Kendra (Recurring) (EE/SE/TE)					35			30	
Total of Monitoring Information System (MIS)					41.59			34.81	

Total of Monitoring of the Scheme					41.59			34.81	
Program Management									
Program Management									
221	Program Management (MMER - E.E / S.E. / T.E.)								
246	Program Management (MMER - E.E / S.E. / T.E.)	87.37 %	3	136.723	410.169	1	365.13	365.13	5% MMR of 7302.60
Total of Program Management (MMER - E.E / S.E. / T.E.)					410.17			365.13	
Total of Program Management					410.17			365.13	
Total of Program Management					410.17			365.13	
Total					10226.75			7667.73	
* Non-recurring Previous year Approvals and Expenditure includes Spill over		Recommended Under Project Innovation			321.24 (Rs.in lakh)s		Percentage		4.19 %

Samagra Shiksha Scheme Name	Proposal			Recommendation		
	Non recurring	Recurring	Total	Non recurring	Recurring	Total
Elementary Education	954.00	6811.52	7765.52	213.5	6176.3	6389.79
Secondary Education	391.10	1890.20	2281.30	88.1	1074.4	1162.48
Teacher Education	0.00	179.92	179.92	0	115.46	115.46
Total	1345.10	8881.65	10226.75	301.6	7366.1	7667.73

Teacher Education	Proposal			Recommendation		
Major Components	Non recurring	Recurring	Total	Non recurring	Recurring	Total
BITEs	0.00	0.00	0.00	0	0	0
CTEs		0.00	0.00	0	0	0
DIETs	0.00	159.92	159.92	0	110.46	110.46
IASEs		0.00	0.00	0	0	0
SCERT	0.00	20.00	20.00	0	5	5
Total	0.00	179.92	179.92	0	115.46	115.46

Major Component	Proposal	Recommendation
Access & Retention	238.70	208.60
RTE Entitlements	581.55	573.53
Quality Interventions	4890.29	2742.79
Teacher Education	179.92	115.46
Financial Support for Teachers	3091.76	3091.76
Gender & Equity	223.21	198.53
Inclusive Education	96.87	87.48
Vocational Education	435.80	212.74
Sports & Physical Education	36.90	36.90
Monitoring of the Scheme	41.59	34.81
Program Management	410.17	365.13
Total	10226.75	7667.73

Annexure

List of Secondary school approved for upgradation to Higher Secondary level

Sl. No	Name of District	Name of the Secondary School	UDISE Code	Stream/Subject to be added
1	DNH	GOVT. HIGH SCHOOL SURANGI	26010103311	Commerce

List of Higher Secondary school approved for Additional Stream

Sl. No	Name of District	Name of the Higher Secondary Schools	Existing UDISE Code	Stream/Subject to be added
1	DNH	GOVT. HIGHER SECONDARY SCHOOL (T) HINDI MEDIUM	26010107326	Arts

Project - Innovative (Quality)

TEACHER RESOURCE PACKAGE: 2023-24 (PRIMARY)

No.	District	School Name	School Code	Regular Primary Teacher
1.	DNH	P.S. DAYATFALIA ENGLISH MEDIUM	26010107338	5
2.	DNH	P.S.BANAPADA	26010100703	2
3.	DNH	P.S. BARIPADA	26010101205	2
4.	DNH	P.S. KHARADPADA ENGLISH MEDIUM	26010101606	2
5.	DNH	P.S. BHAGATPADA	26010102008	2
6.	DNH	P.S. PADRIPADA HINDI MEDIUM	26010102236	2
7.	DNH	P.S. RAKHOLI HINDI MEDIUM	26010102405	2

8.	DNH	P.S. VADPADA	26010102603	2
9.	DNH	P.S. KHANCHPADA	26010102803	3
10.	DNH	P.S. KHADIPADA	26010102804	3
11.	DNH	P.S. ZATIPADA	26010103004	2
12.	DNH	P.S. PATI	26010103103	2
13.	DNH	P.S. MARAGPADA	26010103203	2
14.	DNH	P.S. JUNA PATELPADA	26010103302	2
15.	DNH	P.S.PATELPADA	26010103506	2
16.	DNH	P.S. KALAMDEVI	26010104806	2
17.	DNH	P.S. KHUTALI	26010105501	2
18.	DNH	P.S. VANGADPADA	26010106311	3
19.	DNH	P.S. KHOKARPADA	26010106404	2
20.	DNH	P.S.CHOTHAPADA	26010106603	2
21.	DNH	P.S. BARVADPADA	26010106604	2
22.	DNH	P.S. VADPADA	26010106702	2
23.	DNH	P.S. TENTMAL SINDONI	26010106907	2
24.	DIU	GOVT. PRIMARY SCHOOL NO.3 GOMTIMATA, VANAKBARA	25010101707	2
TOTAL				54

Project - Innovative Activities (State Specific)

Tinkering Lab

List of schools recommended for ATL under State Specific innovative activities- NR

Sr.	Name of the School	UDISE Code	District
1	GHSS Dudhani (GM)	26010104807	DNH
2	GHS Sindoni (MM)	26010106909	DNH
3	GHS Kharadpada	26010101605	DNH
4	GHS Surangi (GM)	26010103311	DNH
5	GHS Masat (GM)	26010102206	DNH

6	GHS Kherdi (MM)	26010105907	DNH
---	-----------------	-------------	-----

ICT

(A) LIST OF SCHOOLS APPROVED FOR ICT LAB, ELEMENTARY, SECONDARY/SENIOR SECONDARY: 2023-24

LIST OF SCHOOLS APPROVED FOR ICT LAB, ELEMENTARY: 2023-24

No	District	Block	School Name	School Code	Enrolment
1.	DNH	KHANVEL	P.S. JAMANVIHIRI	26010106701	59
2.	DNH	SILVASSA	P.S. KHORIPADA	26010100906	56
3.	DNH	SILVASSA	P.S. KILVANI ENG. MEDIUM	26010101003	107
4.	DNH	SILVASSA	P.S.DEMNI	26010100201	40
5.	DNH	KHANVEL	P.S. MARAGPADA	26010106304	34
6.	DNH	SILVASSA	C.P.S. ATHOLA	26010101201	59
7.	DNH	SILVASSA	P.S. NANARANDHA	26010100701	81
8.	DNH	SILVASSA	P.S. DANDULFALIA	26010107202	46
9.	DNH	KHANVEL	P.S. AMBOLI ENGLISH MEDIUM	26010103606	10
10.	DNH	SILVASSA	P.S. RANDHA ENGLISH MEDIUM	26010100807	22
11.	DNH	SILVASSA	P.S. BHOYAPADA	26010102106	54
12.	DNH	KHANVEL	P.S. LUHARMAL	26010106905	42
13.	DNH	SILVASSA	P.S. BEDUNPADA	26010102004	39
14.	DNH	SILVASSA	P.S. KILVANI	26010101001	35
15.	DNH	KHANVEL	P.S.RUIPADA	26010104803	25
16.	DNH	SILVASSA	P.S. KUDACHA	26010102301	62
17.	DNH	KHANVEL	P.S.DUDHANI ENGLISH MEDIUM	26010104808	91
18.	DAMAN	DAMAN	GUPS DABHEL (GM)	25020101701	513
19.	DIU	DIU	GOVT. PRIMARY SCHOOL, GANDHIPARA	25010100501	19
20.	DIU	DIU	GOVT. PRIMARY SCHOOL ENGLISH MEDIUM GHOGHLA	25010100318	47
21.	DIU	DIU	GOVT. PRIMARY SCHOOL NO.4, VANAKBARA	25010101711	41

22.	DIU	DIU	GOVT. PRIMARY SCHOOL, SAUDWADI	25010101501	24
-----	-----	-----	--------------------------------	-------------	----

LIST OF SCHOOLS APPROVED FOR ICT LAB, SECONDARY/SR. SECONDARY: 2023-24

No	District	Block	School Name	School Code	Enrolment
1.	DAMAN	DAMAN	GHS Damanwada E/M	25020100606	60
2.	DAMAN	DAMAN	GHS MARWAD	25020101803	44

(B) LIST OF SCHOOLS APPROVED FOR SMART CLASSROOM, ELEMENTARY, SECONDARY/SENIOR SECONDARY (2023-24)

LIST OF SCHOOLS APPROVED FOR SMART CLASSROOM, ELEMENTARY: 2023-24

No.	District	Block	School Name	School Code	Enrolment
1.	DNH	SILVASSA	P.S. BEDUNPADA	26010102004	39
2.	DNH	KHANVEL	P.S. AMBOLI ENGLISH MEDIUM	26010103606	10
3.	DNH	SILVASSA	P.S. RANDHA ENGLISH MEDIUM	26010100807	22
4.	DNH	SILVASSA	P.S. KILVANI	26010101001	35
5.	DNH	SILVASSA	P.S. DANDULFALIA	26010107202	46
6.	DNH	SILVASSA	C.P.S. ATHOLA	26010101201	59
7.	DNH	SILVASSA	P.S. KUDACHA	26010102301	62
8.	DNH	KHANVEL	P.S.DUDHANI ENGLISH MEDIUM	26010104808	91
9.	DNH	SILVASSA	P.S. BHOYAPADA	26010102106	54
10.	DNH	SILVASSA	P.S. KILVANI ENG. MEDIUM	26010101003	107
11.	DAMAN	DAMAN	GUPS DABHEL (GM)	25020101701	513
12.	DAMAN	DAMAN	GUPS KACHIGAM (GM)	25020101501	332
13.	DIU	DIU	GOVT. PRIMARY SCHOOL, SAUDWADI	25010101501	24
14.	DIU	DIU	GOVT. PRIMARY SCHOOL ENGLISH MEDIUM GHOGHLA	25010100318	47
15.	DIU	DIU	GOVT. PRIMARY SCHOOL. GANDHIPARA	25010100501	19
16.	DIU	DIU	GOVT. PRIMARY SCHOOL NO.4, VANAKBARA	25010101711	41

LIST OF SCHOOLS APPROVED FOR SMART CLASSROOM, SECONDARY/SR. SECONDARY: 2023-24

No.	District	Block	School Name	School Code	Enrolment
1.	DAMAN	DAMAN	GHS Damanwada E/M	25020100606	60
2.	DAMAN	DAMAN	GHS MARWAD	25020101803	44

ECCE

Sl. No.	District name	School name	Udise_code	Class from	Class to
1.	DNH	C.P.S. MANDONI	26010106501	1	8
2.	DNH	C.P.S. MASAT	26010102201	1	8
3.	DNH	C.P.S. NAVAFALIA	26010101408	1	8
4.	DNH	C.P.S. RAKHOLI	26010102401	1	8
5.	DNH	C.P.S. RANDHA	26010100801	1	8
6.	DNH	C.P.S. SILVASSA GUJ.MEDIUM	26010107310	1	8
7.	DNH	C.P.S. SILVASSA MARATHI MEDIUM	26010107312	1	8
8.	DNH	C.P.S. TOKARKHADA	26010107316	1	8
9.	DNH	P. S. VAKHARPADA GALONDA	26010101108	1	5
10.	DNH	P.S SINDURFALIA	26010101705	1	5
11.	DNH	P.S VADFALIA	26010101804	1	5
12.	DNH	P.S. AMBABARI	26010104501	1	5

13.	DNH	P.S. GADHERPADA	26010102605	1	5
14.	DNH	P.S. AKHARMAL	26010106403	1	8
15.	DNH	P.S. BAHEDPADA	26010105901	1	8
16.	DNH	P.S. BARAFPADA	26010103503	1	8
17.	DNH	P.S. BARIPADA	26010101205	1	5
18.	DNH	P.S. BARIPADA	26010101704	1	5
19.	DNH	P.S. BARIPADA PARZAI MARATHI	26010107103	1	8
20.	DNH	P.S. BARVADPADA	26010106604	1	5
21.	DNH	P.S. BEDUNPADA	26010102004	1	8
22.	DNH	P.S. BEHADMAL	26010105402	1	5
23.	DNH	P.S. BHAGATPADA	26010102008	1	5
24.	DNH	P.S. BHOYAPADA	26010102106	1	8
25.	DNH	P.S. BHOYAPADA	26010100802	1	5
26.	DNH	P.S. BHUSARPADA	26010100607	1	5
27.	DNH	P.S. BIVALAPADA UMARKUI	26010102009	1	5
28.	DNH	P.S. BOBAPADA	26010102604	1	5
29.	DNH	P.S. BORDENPADA	26010102805	1	8
30.	DNH	P.S. BURUJPADA KHEDPA	26010107003	1	5

31.	DNH	P.S. CHAPAPADA	26010106703	1	5
32.	DNH	P.S. CHIKHALDAPADA	26010106305	1	8
33.	DNH	P.S. CHIMBADPADA	26010106303	1	5
34.	DNH	P.S. DADRIPADA	26010106302	1	8
35.	DNH	P.S. DANDULFALIA	26010107202	1	8
36.	DNH	P.S. DAYATFALIA	26010107210	1	5
37.	DNH	P.S. DHAMODIAPADA	26010100905	1	5
38.	DNH	P.S. DHANARYA	26010101604	1	5
39.	DNH	P.S. DHAPSA	26010101301	1	8
40.	DNH	P.S. DUNGARPADA	26010102101	1	8
41.	DNH	P.S. GANGODAPADA	26010100803	1	5
42.	DNH	P.S. GARDIPADA	26010101905	1	5
43.	DNH	P.S. GAVANPADA	26010105303	1	5
44.	DNH	P.S. GHODBARI	26010105101	1	8
45.	DNH	P.S. GORATPADA	26010104101	1	8
46.	DNH	P.S. HEDVACHIMAL	26010106602	1	5
47.	DNH	P.S. HOLIFALIA	26010101207	1	5
48.	DNH	P.S. JAMALPADA	26010104601	1	5

49.	DNH	P.S. JAMANVIHIRI	26010106701	1	8
50.	DNH	P.S. JANATHIYAPADA	26010102903	1	5
51.	DNH	P.S. KADUPADA	26010103304	1	5
52.	DNH	P.S. KALA	26010105701	1	8
53.	DNH	P.S. KALSUNPADA	26010106502	1	5
54.	DNH	P.S. KARAD	26010102501	1	8
55.	DNH	P.S. KARBHARIPADA	26010105102	1	5
56.	DNH	P.S. KARBHARIPADA KHEDPA	26010107004	1	5
57.	DNH	P.S. KARCHOND	26010105201	1	8
58.	DNH	P.S. KAUNCHA	26010104701	1	8
59.	DNH	P.S. KHADIPADA	26010101702	1	5
60.	DNH	P.S. KHADIPADA	26010102204	1	5
61.	DNH	P.S. KHADKIPADA	26010100604	1	5
62.	DNH	P.S. KHADKUNIYA	26010105204	1	5
63.	DNH	P.S. KHADOLI	26010103201	1	8
64.	DNH	P.S. KHANCHPADA	26010102803	1	5
65.	DNH	P.S. KHANVEL ENG. MEDIUM	26010103902	1	8
66.	DNH	P.S. KHEDPA	26010107001	1	5

67.	DNH	P.S. KHERARBARI	26010105301	1	8
68.	DNH	P.S. KHOKARPADA	26010106404	1	5
69.	DNH	P.S. KHORIPADA MARATHI MEDIUM	26010103906	1	5
70.	DNH	P.S. KHOTHARPADA	26010103604	1	8
71.	DNH	P.S. KILVANI	26010101001	1	8
72.	DNH	P.S. KOKANPADA	26010102701	1	5
73.	DNH	P.S. KOLIPADA	26010101105	1	5
74.	DNH	P.S. KOYAFALIA	26010101403	1	5
75.	DNH	P.S. KUDACHA	26010102301	1	8
76.	DNH	P.S. LUHARI	26010102801	1	8
77.	DNH	P.S. MAMLIPADA	26010105206	1	5
78.	DNH	P.S. MANIPADA	26010103603	1	5
79.	DNH	P.S. MANIPADA	26010103702	1	5
80.	DNH	P.S. MARAGPADA	26010106304	1	8
81.	DNH	P.S. MARAGPADA	26010103203	1	5
82.	DNH	P.S. MEDHA	26010104401	1	8
83.	DNH	P.S. MURDOLPADA	26010106402	1	5
84.	DNH	P.S. NAMACHALAPADA	26010102010	1	5

85.	DNH	P.S. NIMALPADA	26010102703	1	5
86.	DNH	P.S. NIMBARPADA	26010101902	1	5
87.	DNH	P.S. PADRIPADA	26010102202	1	5
88.	DNH	P.S. PALADPADA	26010103202	1	8
89.	DNH	P.S. PARSIPADA	26010101106	1	5
90.	DNH	P.S. PATALIPADA MARATHI MEDIUM	26010103905	1	5
91.	DNH	P.S. PATELPADA	26010105302	1	5
92.	DNH	P.S. PATELPADA	26010106803	1	8
93.	DNH	P.S. PATELPADA	26010105401	1	8
94.	DNH	P.S. PATELPADA GALONDA	26010101104	1	5
95.	DNH	P.S. PATELPADA KILVANI	26010101002	1	5
96.	DNH	P.S. PATILPADA MARATHI	26010107102	1	5
97.	DNH	P.S. PATILPADA SINDONI	26010106908	1	5
98.	DNH	P.S. PAYRIPADA	26010105205	1	5
99.	DNH	P.S. PLOTPADA	26010102502	1	5
100.	DNH	P.S. RAGHUFALIA	26010101808	1	5
101.	DNH	P.S. RAIPADA	26010103307	1	5
102.	DNH	P.S. RANPADA	26010104704	1	5

103.	DNH	P.S. RAUTPADA	26010100605	1	5
104.	DNH	P.S. RUDANA	26010106301	1	8
105.	DNH	P.S. SANVARPADA	26010100503	1	5
106.	DNH	P.S. SHINGADPADA	26010102905	1	8
107.	DNH	P.S. SINDANIPADA	26010106904	1	5
108.	DNH	P.S. SUTHARPADA	26010106802	1	8
109.	DNH	P.S. TALAVPADA	26010100506	1	8
110.	DNH	P.S. TOKARPADA	26010104805	1	5
111.	DNH	P.S. TORANPADA	26010106903	1	5
112.	DNH	P.S. ULTANFALIYA	26010107307	1	5
113.	DNH	P.S. UMARVARNI	26010104001	1	8
114.	DNH	P.S. UPLAMEDHA	26010104402	1	5
115.	DNH	P.S. VADHIYAPADA	26010103306	1	5
116.	DNH	P.S. VADPADA	26010106702	1	5
117.	DNH	P.S. VAIJALPADA	26010102105	1	5
118.	DNH	P.S. VANGADPADA	26010106311	1	5
119.	DNH	P.S. ZARIPADA	26010102103	1	5
120.	DNH	P.S. ZARIPADA	26010101103	1	5

121.	DNH	P.S.. TENTMAL SINDONI	26010106907	1	5
122.	DNH	P.S.BANAPADA	26010100703	1	5
123.	DNH	P.S.CHIKHALI DADRIPADA	26010102904	1	5
124.	DNH	P.S.CHOTHAPADA	26010106603	1	5
125.	DNH	P.S.DADRA ENG.MEDIUM	26010100105	1	8
126.	DNH	P.S.DADRIPADA	26010106406	1	5
127.	DNH	P.S.DADRIPADA	26010103310	1	5
128.	DNH	P.S.DHODIPADA	26010103007	1	5
129.	DNH	P.S.DOLARA MARATHI	26010106001	1	8
130.	DNH	P.S.HATTIPADA	26010107002	1	8
131.	DNH	P.S.KASPADA	26010105904	1	5
132.	DNH	P.S.KASPADA RUDANA	26010106312	1	5
133.	DNH	P.S.KHUMARPADA MARATHI	26010105903	1	8
134.	DNH	P.S.PATELPADA	26010103506	1	5
135.	DNH	P.S.PATILPADA MARATHI	26010106002	1	5
136.	DNH	P.S.VASDA	26010106605	1	8
137.	DAMAN	GUPS BHAMTI	25020100402	1	8
138.	DAMAN	GUPS BHARWADFALIA	25020100204	1	8
139.	DAMAN	GUPS DEVKA COLONY	25020101904	1	8
140.	DAMAN	GUPS DEVKA TAIWAD (GM/HM)	25020101903	1	8

141.	DAMAN	GUPS MARWAD	25020101802	1	8
142.	DAMAN	GUPS MOTIVANKAD	25020102202	1	8
143.	DAMAN	GUPS Patlara	25020100102	1	8
144.	DAMAN	GUPS THANAPARDI	25020101002	1	8

Inclusive Education

List of BRC for equipment for CwSN

Detail of Block Resource Centres			
UT	District	Block	Block Code
Dadra & Nagar Haveli and Daman & Diu (UT)	Dadra & Nagar Haveli	Khanvel	260102

Kasturba Gandhi Balika Vidyalaya (KGBVs)

(a) TLM and Library book

Sl. No	District Name	Block Name	Place of KGBV	Type	UDISE Code	No. of Girls
1.	DNH	DNH	Dapada	IV	26010103008	100

(b) Bedding

Sl. No	District Name	Block Name	Place of KGBV	Type	UDISE Code	No. of Girls
1.	DNH	DNH	Dapada	IV	26010103008	100

Vending machine and Incinerator Machine

Sl. No	District Name	Block Name	Place of KGBV	Type	UDISE Code
1	DNH	DNH	Kherdi	I	26010103910

TLM and Library book

Sl. No	District Name	Block Name	Place of KGBV	Type	UDISE Code	No. of Girls
1	DNH	DNH	Kherdi	I	26010103910	50
