



ODISHA PRIMARY EDUCATION PROGRAMME AUTHORITY

"SHIKSHA SOUDHA", UNIT-V, BHUBANESWAR-751001

Ph No.0674-2395325(O)

FAX-0674-2392721

E.mail - opepaedu@yahoo.co.in

No. 339/R₀/17/1

Dated 17.01.17

Sri Mahendra Kumar Mallik, IAS
State Project Director

To

Manjeet Kumar,
Under Secretary to Govt. of India,
Ministry of Human Resource Development,
Department of School Education & Literacy,
Shastri Bhawan, New Delhi – 110001.

Sub: Submission of Audited Statement of Accounts & Utilization Certificate for the year 2015-16.

Ref: Your letter dated : 28th December 2016.

Sir,

I am to submit herewith the audited statement of accounts and utilization certificate of SSA (including NPEGEL) & KGBV for the year 2015-16 for taking necessary action at your end for release of 2nd Installment of GoI Share.

Yours faithfully,

Encl:- As above


State Project Director

Memo No. 340/R₀/17

Date 17.01.17

Copy forwarded to Commissioner-cum-Secretary to Govt., S&ME Deptt., Govt. of Odisha for kind information.


State Project Director

Memo No. 341/R₀/17

Date 17.01.17

Copy forwarded to Sr. Consultant, Financial Management, Edcil's TSG, MHRD, New Delhi for information and necessary action.


State Project Director




AUDITED STATEMENT OF ACCOUNTS

OF


SARVA SIKSHYA ABHIYAN (SSA)
&
KASTURBA GANDHI BALIKA VIDYALAYA (KGBV)

For the Financial year 2015-16

ODISHA PRIMARY EDUCATION PROGRAMME AUTHORITY
SHIKHYA SOUDH, UNIT-V, BHUBANESWAR-751001.
www.opepa.in



ଶିକ୍ଷା ଅଧିକାର



ସର୍ବ ଶିକ୍ଷା ଅଭିଯାନ

ସର୍ବ ଶିକ୍ଷା ପାଇଁ ଉତ୍ସାହୀନ



INDEPENDENT AUDITORS' REPORT

To
The State Project Director
Odisha Primary Education Programme Authority
Unit-V, Bhubaneswar,
Odisha.-751001

1. We have audited the attached Consolidated Balance Sheet of "Sarva Shiksha Abhiyan (SSA, NPEGEL & KGBV) Project implemented by Odisha Primary Education Programme Authority (OPEPA), Sikhya Soudha , Unit-V, Bhubaneswar as on 31st March 2016 & its consolidated Income and Expenditure Account, Consolidated Receipts and Payments Account and Consolidated Annual Financial Statements for the year ended on that date annexed thereto. These Financial Statements are the responsibility of the management. Our responsibility is to express an opinion on the Financial Statement based on our audit.
2. We have conducted our audit in accordance with Auditing and Accounting Standards generally accepted in India. Those standards require that we plan and perform the audit to obtain responsible assurance about whether financial statements are free of material misstatement. An audit includes examining on random and test basis evidence supporting the amounts and disclosure in the financial statements. An audit also includes assessing the accounting principles used and significant estimate made by the management as well as evaluating the overall financial statement presentation. We believe that our Audit provides a reasonable basis of our opinion and we report as under :-
3. 'Sarva Shiksha Abhiyan' is a programme of Government of India. The objectives of this programme are being implemented in a Mission mode by a Society formed under the Societies Registration Act by the name, Odisha Primary Education Programme Authority (OPEPA)
4. The Grants received by the Society State Project Office are released to various District Level, Block Level, Cluster Levels and Village Levels for utilization and State Project Office themselves utilize the Grants for various Districts.



5. The Grant received, Grant Returned (Savings), Undisbursed Grant of previous years, Bank interest, Tender Fees Received and various other incomes are taken as income and amount expended under various activities of this programme are treated as Expenditure. The amount expended under various activities may include disbursement for construction and/or acquisition of Fixed Assets for the purpose or objects of this Programme, all such expenditure are considered as revenue expenditure.

We report that :-

- a) We have obtained all the information and explanations which to the best of our knowledge and belief were necessary for the purpose of our audit.
- b) The Balance Sheet, Income and Expenditure account dealt with by this report are in agreement with the books of account maintained by the State Project office.
- c) The Cash balance, if any and vouchers were in the custody of the officers on the date of audit. The cash balance, if any, at the year end on 31st March 2016 has not been physically verified by us.
- d) The utilization certificate has been compiled on the basis of receipts and payment account and utilization certificates duly certified by competent authorities at District level / MC level.
- e) In our opinion requisite books of accounts have been maintained by the project, as appears from sample checking of the same.
- f) Based on the records made available for our verification and information given to us, we have conducted audit of Procurement Procedure done for procurement of Goods, Works and Services and have nothing material to report their upon.
- g) The Books of Accounts of all DPOs have been consolidated at State Project Office, Bhubaneswar.
- h) In our opinion and to the best of our information and explanations given to us the said accounts subject to Notes on Accounts and our Management Letter of even date, give a true and fair view in conformity with the accounting principles followed by the State Project office.
- 1) In the case of the Balance Sheet, the State of affairs of the State Project Office as on 31st March 2016.



- 2) In case of the Income and Expenditure Account the excess of expenditure over income for the year ended on 31st March 2016.
- 3) In case of the Receipts and Payments account pertaining to receipts and payments of the project for the year ended on 31st March 2016.

OUR AUDIT OBSERVATIONS:

1. Fresh provisions created during the year under audit involves quite sizeable amount and without any justified basis and this appears to be quite on the higher side.
2. Sale of three numbers of vehicles resulted into realization of Cash amounting to Rs. 1,37,356/-. The book value of such individual vehicles is not available. In absence of the book value its proper accounting effect cannot be given in the financial statement. It is not proper Credit the entire Sales Proceeds to Income & Expenditure Account during the year 2015-16 is not under accounting proper treatment.
3. Fixed Assets Register is not maintained properly as a result item wise book value of individual assets are not available. This affects the true and fair view of the financial statements.
4. During the year 2015-16 no Internal Audit was conducted either for the SPO or for any of the DPOs which is in violation of its practice from the earlier years.
5. As per the information there was fraud on embezzlement of cash/funds detected in DPO Bolangir during the year 2012-13 which is under investigation by State Crime Branch and vigilance department. Proper accounting should be made in respect of frauds. If required provisioning should be made for the anticipated losses since the amount is quite high.
6. Rs 66,37,125.00/- is shown in Suspense Account as assets in the Balance Sheet of DPO, Jagatsinghpur since last couple of years against which we could not get any proper explanation.
7. As per FMP manual the assets generated out of funds to be physically verified ones in a year. However no physical verification of fixed assets have been conducted during the year 2015-16.



For PATNAIK & CO.
Chartered Accountants
FRN-310028E


SANGRAM KESARI PATNAIK
PARTNER

**SIGNIFICANT ACCOUNTING POLICY AND NOTES TO ACCOUNTS FORMING PART
OF ACCOUNTS- SARVA SHIKSHA ABHIYAN PROGRAMME, ODISHA**

1. **Significant Accounting Policies**

a) **Basis of Accounting :**

The Project accounts are prepared on historical cost convention and on accrual basis of accounting.

b) **Fixed Assets :**

Fixed Assets acquired/created by State Project office or at field levels for different programmes have been treated as Expenditure at the time of release of payment. Project Civil work i.e. Construction of Schools, Additional Classrooms, Boundary Wall etc. are charged to the Income and Expenditure as expenditure.

c) **Inventory :**

Inventories of consumables and other distributable are not valued as on 31.3.2016. Cost of these items are treated as expenditure and accounted on cash basis during the year.

d) **Investment :**

There are no investments other than the balance maintained in the saving accounts of the banks.

e) **Government Grant :**

Government Grants to the Project are recognized on accrual basis.

f) **Utilization of Grant-in-Aid :**

The utilization of funds received as grant in aid have been accounted on the basis of utilization certificate received from clusters/ blocks / districts .

2. **Notes to Accounts :**

a) 'Sarva Siksha Abhiyan' is a programme of Government of India. The objectives of this programme are being implemented in a Mission mode by a Society formed under the Societies Registration Act, by the name, Odisha Primary Education Programme Authority (OPEPA)

b) The Grants received by the Society's State Project Office are either released to various District Levels, Block Levels, Cluster Levels and Village Levels/SMCs for utilization or utilized by the State Project Office itself for various purpose.

c) Advances outstanding are also being reconciled and in respect of certain other expenses necessary steps are being taken for reconciliation and necessary adjustments.



- d) In terms of the Programme, in a particular year, if an outlay approved is not spent fully the same becomes outlay saved and this shall be treated under non-recurring heads and becomes eligible for being considered as spill over activities for the forthcoming year.
- e) No Internal Audit of either the SPO or any of the DPOs has been conducted during the year.
- f) Balances of the trade receivables, trade payables, advances and balances of deposits are subject to confirmation, reconciliation and adjustments, if any. The management does not expect any material difference affecting the current year's financial statements.
- g) The balance amount in current liabilities and current assets are not truly current in nature as per the Generally Accepted Accounting Practices.
- h) Provision for Expenses have been made on an estimated basis.
- i) There are no contingent liabilities and off balance sheet items.
- j) As per practice no depreciation is being charged on any of the fixed assets.
- k) Figures have been rounded to nearest rupee.
- l) As per the letter of MHRD , Govt of India F.No.2-16/2013E.E-3dt.24.03.2014 , the accounts of NPEGEL has been merged with SSA Accounts . However the bank accounts are yet to be closed and transferred to SSA A/c and accordingly closing entries in respect of the merger should be passed before the finalization of the accounts of the year 2016-17.
- m) Loan from SSA (NPEGEL) and loan to NPEGEL(SSA) shows a premerger difference of Rs.9,01,78,453/-.This difference is shown in the merged Balance Sheet which needs to be reconciled at earliest.



For PATNAIK & CO.
Chartered Accountants
FRN-310028E


SANGRAM KESARI PATNAIK
PARTNER

17/01/17

PROCUREMENT CERTIFICATE

State: Odisha

This is to certify that we have gone through the procurement procedure in vogue in the state based on the audit of the records for the year, 2015-16 of the SIS & inputs from the district audit reports. We are satisfied as to the procurement procedure prescribed in the manual on Financial Management & Procedure under SSA is generally having been followed.

Details	Deviations	Amount involved (for declaring mis-procurement /any other recommended action)
	Nil	Nil

Date: 17th Jan, 2017
Place: Bhubaneswar



For Patnaik & Co.
Chartered Accountants

CA S.K. Patnaik
Partner (Membership no. 068524)

**Odisha Primary Education Programme Authority,
Unit-V, Shiksha Soudha, Bhubaneswar**

Utilization Certificate under SSA for the year ended on 31.03.2016 in respect of grant received from Govt. of India, State Government and other sources. (Grant-in-Aid General & Grant-in Aid Capital)

Name of the State- Odisha

(Amount in Rs.)

Sl. No.	Sanction Order No & date	SSA	KGBV	Total
1	Opening Balance			
	Unspent Balance.	1,40,12,04,715.84	-1,33,76,44,730.08	6,35,59,985.76
	Outstanding advances	11,71,91,48,160.22	28,90,47,074.20	12,00,81,95,234.42
	Sub Total (1)	13,12,03,52,876.06	-1,04,85,97,655.88	12,07,17,55,220.18
2	Funds received from Govt of India Ministry of HRD, Department of School Education and Literacy, New Delhi Letter No. & Date.			
	No.12-2/2015-EE-3(a)(b)(c)(d) (e) & (f) Dt.12.05.2015	3,15,13,46,000.00		3,15,13,46,000.00
	No.12-2/2015-EE-3(a)(b) & (c) Dt.27.08.2015	2,83,16,48,000.00		2,83,16,48,000.00
	F.12-2/2015-EE3.(a),(b) , (c) ,(d) , (e) & (f) Date 22.03.2016	2,22,51,71,000.00		2,22,51,71,000.00
	Sub Total (2)	8,20,81,65,000.00	-	8,20,81,65,000.00
3	Funds Received from state Govt. Letter No. & Date			
	10909,10904,10899,10894,10889,10884,10879,10874,10869,10864,10859,10854,10849,10844 & 10839 Date.01.06.2015	1,69,68,78,615.00		1,69,68,78,615.00
	21199,21204,21209,21218,21223 & 21228 Date.13.10.2015	2,83,16,48,000.00		2,83,16,48,000.00
	6291,6296,6301,6281,6306 & 6286 Date.29.03.2016	94,35,82,000.00		94,35,82,000.00
	Sub Total (3)	5,47,21,08,615.00	-	5,47,21,08,615.00
4	Total Grants received (2+3)	13,68,02,73,615.00	-	13,68,02,73,615.00
5	Bank Interest	21,46,27,169.15	2,18,27,407.23	23,64,54,576.38
6	Miscellaneous Receipt	8,62,08,130.34	4,27,17,843.50	12,89,25,973.84
7	Sub Total 5 & 6	30,08,35,299.49	6,45,45,250.73	36,53,80,550.22
8	Sub Total (2+3+7)	13,98,11,08,914.49	6,45,45,250.73	14,04,56,54,165.22
9	Total Receipt (1+8)	27,10,14,61,790.55	-98,40,52,405.15	26,11,74,09,385.40
10	Less :			
11	Expenditure	15,01,14,44,776.78	51,47,58,622.14	15,52,62,03,398.92
12	Outstanding Advance as on 31.03.017	10,17,10,02,013.03	30,64,95,199.91	10,47,74,97,212.94
13	Unspent Balance (9-11-12)	1,91,90,15,000.74	-1,80,53,06,227.20	11,37,08,773.54



1. Certified that out of Rs. **26,11,74,09,385.40** (Rupees Two Thousand Six Hundred Eleven Crore Seventy four Lakh Nine Thousand Three Hundred Eighty five & forty Paise only) available during **2015-16** consisting of grant-in-aid from Government of India under SSA of Rs. **8,20,81,65,000.00** (Rupees Eight Hundred Twenty Crore Eighty one Lakh Sixty five Thousand only), grant-in-aid from Government of Odisha of Rs. **5,47,21,08,615.00** (Rupees Five Hundred Forty Seven Crore Twenty one Lakh Eight Thousand Six Hundred Fifteen Only) vide Ministry of Human Resource Development, Deptt. of School Education & Literacy and State Government's letter numbers & dates noted against each in favour of Odisha Primary Education Programme Authority, Unit-V, Siksha Soudha, Bhubaneswar, Odisha, unspent Balance from previous year grant of **Rs.6,35,59,985.76** (Rupees Six Crore thirty five lakh Fifty nine Thousand Nine Hundred Eighty five & Seventy six paise only), Bank interest earned during the year 2015-16 **Rs. 23,64,54,576.38** (**Rs. 21,46,27,169.15** under SSA+ **Rs. 2,18,27,407.23** under KGBV) (Rupees Twenty three crores Sixty four Lakh Fifty four Thousand Five Hundred Seventy Six & Thirty eight Paise Only) & Miscellaneous Receipt of **Rs.12,89,25,973.84** (**Rs. 8,62,08,130.34** under SSA + **Rs.4,27,17,843.50** under KGBV) (Rupees Twelve Crore Eighty Nine Lakh Twenty five Thousand Nine Hundred Seventy three & Eighty four Paise only) outstanding advance of **Rs.12,00,81,95,234.42**, a sum of **Rs.15,52,62,03,398.92** (**Rs.15,01,14,44,776.78** under SSA + **Rs. 51,47,58,622.14** under KGBV) (Rupees One Thousand Five Hundred Fifty two Crore Sixty Two Lakh Three Thousand three Hundred Ninety Eight & Ninety two Paise Only) has been utilized during the year 2015-16 for the purpose for which it was sanctioned and outstanding advance as on **31.03.2016** is **Rs. 10,47,74,97,212.94** (**Rs. 10,17,10,02,013.03** under SSA + **Rs. 30,64,95,199.91** under KGBV) (Rupees One Thousand Forty seven Crore Seventy four Lakh Ninety Seven Thousand Two Hundred Twelve & Ninety four Paise only). Certified further that out of the expenditure of **Rs.15,52,62,03,398.92**, an expenditure of **Rs. 9,31,57,22,039.35** (Rs.9,00,68,66,866.07 under SSA + Rs.30,88,55,173.28 under KGBV) falls against the Gol grant and **Rs. 6,21,04,81,359.57** (Rs 6,00,45,77,910.71 under SSA + Rs. 20,59,03,448.86 under KGBV) falls against GoO grant on the basis of books of accounts/or on the basis of proportional distribution of expenditure (60:40) between Gol/State share and that the balance of **Rs. 11,37,08,773.54** (Rs. 6,82,25,264.12 against central share + Rs.4,54,83,509.42 against state share) remained unutilized at the end of the period under report which will be adjusted towards grant-in-aid payable during the next year i.e. 2016-17.

2. It is also certified that out of amount of **Rs.15,52,62,03,398.92** (Rupees One Thousand Five Hundred Fifty two Crore Sixty Two Lakh Three Thousand Three Hundred Ninety Eight & Ninety two Paise Only) shown as utilized, account for an amount of Rs. NIL are yet to be received from the implementing units/agencies.

3. Certified that I have satisfied myself that the conditions on which the grant-in-aid was sanctioned have been fully fulfilled and that I have exercised the following checks to see that the money was actually utilized for the purpose for which it was sanctioned.

Kinds of checks exercised.

- Audited statement of Accounts (copy enclosed)
- Utilization Certificate.
- Audit Report & Management Letter.

Date: 17th January, 2017

AUDITORS CERTIFICATE

We have verified the above statement with the books and records produced before us for our verification and found that the same has been drawn in accordance therewith.

Date: 17th Jan, 2017
Place: Bhubaneswar



Signature with rubber stamp
State Project Director
Orissa Primary Education Programme
Authority, Bhubaneswar

FOR Patnaik & Co.
Chartered Accountants
CA S.K.Patnaik
Partner (Membership no.068524)

**Odisha Primary Education Programme Authority,
Unit-V, Shiksha Soudha, Bhubaneswar**

Utilization Certificate under SSA for the year ended on 31.03.2016 in respect of grant received from Govt. of India, State Government and other sources.

(Grant –in-aid – Capital)

Name of the State: Odisha		(Amount in Rs.)		
Sl.No.	Particulars	SSA	KGBV	Total
1	Opening Balance			
	Cash at Bank			
	Grant-in-Aid-Capital	74,85,62,312.85	-29,11,76,306.41	45,73,86,006.44
	Outstanding advances	5,77,72,62,980.01	7,99,06,896.00	5,85,71,69,876.01
	Sub Total (1) Opening Balance	6,52,58,25,292.86	-21,12,69,410.41	6,31,45,55,882.45
Funds Received from Government of India (MHRD)				
2	Grant-in-Aid-Capital			
	F.12-2/2015-EE3.(d),(e), (f) Dated 12.05.2015	90,41,47,000.00		90,41,47,000.00
	F.12-2/2015-EE3.(d),(e), (f) Dated 22.03.2015	53,95,30,000.00		53,95,30,000.00
	Sub Total (2)	1,44,36,77,000.00	-	1,44,36,77,000.00
Funds Received from State Government				
3	Grant-in-Aid-Capital			
	10909,10894 & 10879 Date.01.06.2015	48,68,48,384.00		48,68,48,384.00
	Sub Total (3)	48,68,48,384.00	-	48,68,48,384.00
4	Total Grants received (2+3)	1,93,05,25,384.00	-	1,93,05,25,384.00
5	Bank Interest	3,00,47,803.68	30,55,837.01	3,31,03,640.69
6	Miscellaneous Receipt	1,20,69,138.25	59,80,498.09	1,80,49,636.34
7	Sub Total (5+6)	4,21,16,941.93	90,36,335.10	5,11,53,277.03
8	Subtotal (4+7)	1,97,26,42,325.93	90,36,335.10	1,98,16,78,661.03
9	Grand Total (1+8)	8,49,84,67,618.79	-20,22,33,075.31	8,29,62,34,543.48
10	Less:			
11	Expenditure	2,05,43,62,531.09	5,16,52,842.50	2,10,60,15,373.59
12	Out Standing Advance as on 31.03.016	5,28,21,25,612.00	9,68,84,328.00	5,37,90,09,940.00
13	Unspent Balance as on 31st March,2016	1,16,19,79,475.70	-35,07,70,245.81	81,12,09,229.89



(2)

1. Certified that out of Rs. **1,93,05,25,384.00/-** (Rupees One Hundred Ninety three Crore Five Lakh Twenty five Thousand three Hundred eighty four only) of Grant in Aid Capital sanctioned/received during the year **2015-16** in favour of SSA OPEPA, Odisha vide Ministry of Human Resource Development, department of School Education & Literacy, Govt. of Odisha, Letter Nos., noted against each and **Rs. 5,11,53,277.03** (Rupees Five Crore Eleven Lakh Fifty Three Thousand Two Hundred Seventy seven & three paise only) on account of bank interest & Miscellaneous Receipt earned during the period from **01.04.2015 to 31.03.2016** and **Rs.45,73,86,006.44/-** (Rupees Forty five Crore Seventy Three Lakh Eighty Six Thousand Six rupees & Forty four paise only) on account of unspent balance and **Rs. 5,85,71,69,876.01** (Rupees Five Hundred eighty five Crore Seventy One Lakh Sixty Nine Thousand Eight Hundred Seventy Six & one Paise only) as opening advance of the previous year, a sum of **Rs. 2,10,60,15,373.59/-** (Rupees Two Hundred Ten Crore Sixty Lakh Fifteen Thousand Three Hundred Seventy three & Fifty nine paise only) of Grant in Aid Capital has been utilized for the purpose for which it was sanctioned and amount of Rs. **81,12,09,229.89** /- (Rupees Eighty one Crore Twelve lakh Nine Thousand two hundred twenty nine & eighty nine paise only) remaining unutilized at the year-end will be adjusted towards the Grant-in-Aid payable during the year 2016-17.
2. It is also certified that out of an amount of **Rs. 2,10,60,15,373.59/-** (Rupees Two Hundred Ten Crore Sixty Lakh Fifteen Thousand Three Hundred Seventy three & Fifty nine paise only) shown as utilized ,account for amount of Rs. Nil of Grant in Aid Capital are yet to be received from implementing units/agencies, which has been allowed to be carried forward.
3. Certified that we have satisfied our self that the conditions on which the Grant-in-Aid was sanctioned have been fully fulfilled and we have exercised the following checks to see that the money was actually utilized for the purpose for which it was sanctioned.

Kinds of checks exercised.

- Audited statement of Accounts (copy enclosed)
- Utilization Certificate.
- Audit Report & Management Letter.

Date : 17th January,2017

Place: Bhubaneswar


Signature with rubber stamp
State Project Director
state Project Director
Orissa Primary Education Programme
Authority, Bhubaneswar

AUDITORS CERTIFICATE

We have verified the above statement with the books and records produced before us for our verification and found that the same has been drawn in accordance therewith.

Date: 17th .Jan,2017

Place: Bhubaneswar



FOR Patnaik & Co.
Chartered Accountants



CA S.K.Patnaik
Partner (Membership no.068524)

**Odisha Primary Education Programme Authority,
Unit-V, Shiksha Soudha, Bhubaneswar**

Utilization Certificate under SSA for the year ended on 31.03.2016 in respect of grant received from Govt. of India, State Government and other sources.

(Grant –in-aid – General)

Name of the State: Odisha

(Amount in Rs.)

Sl.No.	Particulars	SSA	KGBV	Total
1	Opening Balance			
	Cash at Bank			
	Grant-in-Aid-General	65,26,42,402.99	-1,04,64,68,423.67	-39,38,26,020.68
	Outstanding advances	5,94,18,85,180.21	20,91,40,178.20	6,15,10,25,358.41
	Sub Total (1) Opening Balance	6,59,45,27,583.20	-83,73,28,245.47	5,75,71,99,337.73
Funds Received from Government of India(MHRD)				
2	Grant-in-Aid-General			
	F.12-2/2015-EE3.(a),(b) & (c) Dated 12.05.2015	2,24,71,99,000.00		2,24,71,99,000.00
	F.12-2/2015-EE3.(a),(b) & (c) Date 27.08.2015	2,83,16,48,000.00		2,83,16,48,000.00
	F.12-2/2015-EE3.(a),(b) & (c) Date 22.03.2016	1,68,56,41,000.00		1,68,56,41,000.00
	Sub Total (2)	6,76,44,88,000.00	-	6,76,44,88,000.00
Funds Received from State Government				
3	Grant-in-Aid-General			
	10904,10894,10889,10884,10874,10869,10864,10859,10854,10849,10844 & 10839 Date.01.06.2015	1,21,00,30,231.00		1,21,00,30,231.00
	21199,21204,21209,21218,21223 & 21228 Date.13.10.2015	2,83,16,48,000.00		2,83,16,48,000.00
	6291,6296,6301,6281,6306 & 6286 Date.29.03.2016	94,35,82,000.00		94,35,82,000.00
	Sub Total (3)	4,98,52,60,231.00	-	4,98,52,60,231.00
4	Total Grants received (2+3)	11,74,97,48,231.00	-	11,74,97,48,231.00
5	Bank Interest	18,45,79,365.47	1,87,71,570.22	20,33,50,935.69
6	Miscellaneous Receipt	7,41,38,992.09	3,67,37,345.41	11,08,76,337.50
7	Subtotal (5+6)	25,87,18,357.56	5,55,08,915.63	31,42,27,273.19
8	Subtotal (4+7)	12,00,84,66,588.56	5,55,08,915.63	12,06,39,75,504.19
9	Grand Total (1+8)	18,60,29,94,171.76	-78,18,19,329.84	17,82,11,74,841.92
10	Less:			
11	Expenditure	12,95,70,82,245.69	46,31,05,779.64	13,42,01,88,025.33
12	Out Standing Advance as on 31.03.016	4,88,88,76,401.03	20,96,10,871.91	5,09,84,87,272.94
13	Unspent Balance as on 31st March,2016	75,70,35,525.04	-1,45,45,35,981.39	-69,75,00,456.35

(2)

1. Certified that out of **Rs.11,74,97,48,231.00/-** (Rupees Eleven Hundred Seventy Four Crore ninety seven Lakh forty eight thousand two Hundred thirty one only) of **Grant in Aid General** sanctioned/received during the year **2015-16** in favour of SSA OPEPA, Odisha vide Ministry of Human Resource Development, department of School Education & Literacy, Govt. of Odisha, Letter Nos., noted against each and **Rs.31,42,27,273.19** (Rupees Thirty one Crore Forty two lakh twenty seven Thousand Two Hundred Seventy three & Nineteen Paise only) on account of bank interest & Miscellaneous Receipt earned during the period **01.04.2015 to 31.03.2016** and **Rs.-39,38,26,020.68** (Rupees minus Thirty Nine Crore Thirty eight Lakh Twenty six Thousand twenty rupees & sixty eight Paise only) on account of unspent balance and **Rs.6,15,10,25,358.41/-** (Rupees Six hundred fifteen Crore Ten Lakh Twenty five Thousand Three Hundred Fifty eight & forty one paise only) as opening advance of the previous year, a sum of **Rs.13,42,01,88,025.33/-** (Rupees Thirteen hundred forty two Crore one Lakh Eighty eight Thousand Twenty five rupees & Thirty three Paise only) of Grant in Aid General has been utilized for the purpose for which it was sanctioned and amount of **Rs. Nil (Rs.-69,75,00,456.35)** Minus Rupees Sixty nine Crore seventy five Lakh four hundred fifty six & Thirty Five Paise only) remaining unutilized at the year-end will be adjusted towards the Grant-in-Aid payable during the year 2016-17.
2. It is also certified that out of amount of **Rs. 13,42,01,88,025.33/-**(Rupees Thirteen hundred forty two Crore one Lakh Eighty eight Thousand Twenty five & thirty three Paise only) shown as utilized , account for amount of Rs. Nil of Grant in Aid General are yet to be received from implementing units/agencies, Which has been allowed to be carried forward.
3. Certified that we have satisfied our self that the conditions on which the Grant-in-Aid was sanctioned have been fully fulfilled and we have exercised the following checks to see that the money was actually utilized for the purpose for which it was sanctioned.

Kinds of checks exercised.

- Audited statement of Accounts (copy enclosed)
- Utilization Certificate.
- Audit Report & Management Letter.

Date : 17th January 2017

Place: Bhubaneswar

Signature with rubber stamp

State Project Director
state Project Director
Orissa Primary Education Programme
Authority, Bhubaneswar

AUDITORS CERTIFICATE

We have verified the above statement with the books and records produced before us for our verification and found that the same has been drawn in accordance therewith. FOR Patnaik & Co.

Chartered Accountants

Date: 17th Jan, 2017
Place: Bhubaneswar



CA S.K.Patnaik
Partner (Membership no.068524)

SARVA SHIKSHA ABHIYAN
Summary Budget Analysis (Entire Program)
For the Year ended on 31/03/2016
(1/4/2014 to 31/03/2016)

Name of the State: ODISHA

(Rs. in lakhs)

Scheme	AWP&B 2015-16	Opening Balance on 01.04.2015	Release by GOI	Releases by State	Reported Expenditure
1	2	3	4	5	6
SSA	2,23,817.09	14,012.05	82,081.65	54,721.09	1,50,114.45
KGBV	8353.07	(13,376.45)			5,147.59
Total	2,32,170.16	635.60	82,081.65	54,721.09	1,55,262.03

For Odisha Primary Education Programme Authority

For Patnaik & Co

Chartered Accountants
Firm Reg. No. 310028E


 State Project Director
 state Project Director
 Orissa Primary Education Programme
 Authority, Bhubaneswar




 C.A S.K.Patnaik

Partner (Memb. No. 068524)

Date : 17.01.2017

Place : Bhubaneswar

FMR-II
SARVA SHIKSHYA ABHIYAN
Expenditure Report Summary (Entire Program)
Frequency: Semi annual Data "upto date Report"
For the Year ended on : 31/03/2016 (SSA+NPEGEL+KGBV)

Name of the State: ODISHA

Scheme	Opening Balance (as on 01.04.2015)	Releases (1.04.2015 to 31.03.2016)	Expenditure (1.04.2015 to 31.03.2016)
SSA	14,012.05	1,36,802.74	1,50,114.45
KGBV	(13,376.45)		5147.59
TOTAL	635.60	1,36,802.74	1,55,262.03

For Odisha Primary Education Programme Authority


State Project Director
Orissa Primary Education Programme
Authority, Bhubaneswar



For Patnaik & Co
Chartered Accountants
Firm Reg. No. 310028E


C.A S.K.Patnaik
Partner (Memb. No. 068524)

Date : 17.01.2017

Place : Bhubaneswar

**FMR-III
SARVA SHIKSHA ABHIYAN
State-Odisha**

**Activity-wise Expenditure Statement of SSA, NPEGEL & KGBV For the Year Ended 31.3.2016
(01/4/2015 to 31/3/2016)**

Sl.No	Expenditure by Activity	Amount in Rs.)
SSA		
(A)	ACCESS	
(i)	Residential Hostel for specific category of Children	79163556.00
(ii)	Special Training for mainstreaming of out of school children	41101224.00
(iii)	Transport /Escort Facility	778800.00
(iv)	Reimbursement of Fees agt. 25% admission under RTE 2009	1501249.00
(B)	RETENTION	
(i)	Free Text Book	744520378.25
(ii)	Uniform	2094661398.50
(iii)	TLE (Advance Adjustment)	2407250.00
(C)	ENHANCING QUALITY	
(i)	Teachers' Salary	6917340924.42
(ii)	Teachers' Training	184874526.72
(iii)	Academic support through BRC/URC	222431568.00
(iv)	Academic support through CRC	569822401.00
(v)	Libraries in School	1567735.00
(D)	Annual Grant	
(i)	Teachers' Grant	13343906.00
(ii)	School Grant	437369802.00
(iii)	Research, Evaluation, Monitoring & Supervision	71026845.80
(iv)	Maintenance Grant	406936831.00
(E)	Bridging Gender & Social category Gap	
(i)	Intervention for CWSN	254191493.90
(ii)	SMC/PRI training	70345857.00
(F)	Innovaton Head	
(i)	Girls Education	17407723.00
(ii)	ECCE	214139.00
(iii)	SC/ST	20102729.35
(iv)	Minority Community Children	2647345.00
(v)	Urban Deprived Children	1548092.00
(vi)	Computer Aided Education	6878532.00
(G)	School Infrastructure	
(i)	Civil Works Construction	2054362531.09
(H)	Project Management Cost	
(i)	Management Cost	576392695.30
(ii)	Furniture & Fixtures	2844084.00
(iii)	Equipment	2566552.00
(iv)	Computer	2788529.00
(v)	Vehicle	3735166.00
(vi)	Media	24174619.00
(vii)	MIS	35548514.45
(viii)	School Mapping & Social Mapping	1000.00
(ix)	LEP	73546770.00
(x)	Community Mobilisation	71083387.00
(xi)	Training of educational Administrator	117000.00
(I)	NPEGEL	2099622.00
Total (SSA)		15011444776.78
KGBV		514758622.14
Grand Total		15526203398.92

For Odisha Primary Education Programme Authority

(Signature)
State Project Director
Orissa Primary Education Programme
Authority, Bhubaneswar

Date : 17.01.2017
Place : Bhubaneswar



For Patnaik & Co
Chartered Accountants
Firm Reg. No. 310028E

(Signature)
C.A S.K.Patnaik
Partner (Memb. No. 068524)

Consolidated Annual Financial Statement for the Year 2015-16

(Rs.in lakhs)

State:Odisha

Year ending 31.3.2016

SOURCE & APPLICATION

SOURCE & APPLICATION		SSA	KGBV	TOTAL
1)	Opening Balance	0.99	0.02	1.01
(a)	Cash in Hand	17,748.65	464.39	18213.04
(b)	Cash at Bank	117191.49	2891.86	120083.35
(c)	Advance			
Sub total		134941.13	3356.27	138297.40
2)	Source (Receipt)			
(a)	Funds received from Govt. of India	82,081.65		82081.65
(b)	Funds received from State Govt.	54,721.09		54721.09
(d)	Interest	2,146.27	218.27	2364.54
(e)	Other receipts	862.08	427.18	1289.26
(f)	Others (as per Annexure-I)	76,445.14	14860.27	91305.41
Sub total		216256.23	15505.72	231761.95
TOTAL Receipts (1+2)		351197.36	18861.99	370059.35
Application (Expenditure)		Approved AWP&B including spill over	Expenditure	Savings
(A)	ACCESS			
1	Residential Hostel for Specific category of children	165.00	791.64	-626.64
2	Transport/Escort Facility	41.43	7.79	33.64
3	Reimbursement of Fee against 25% admission under RTE Act,2009	15.11	15.01	0.10
4	Special Training for mainstreaming of out of school children	1602.18	411.01	1191.17
(B)	RETENTION			
1	Free Text Book	8155.45	7,445.20	710.25
2	Provisins of 2 sets of Uniform	19719.74	20,946.61	-1226.87
3	TIF		24.07	-24.07
(C)	ENHANCING QUALITY			
1	Teacher's Salary	124791.65	69,173.41	55618.24
2	Teachers' Training	3820.07	1,848.75	1971.32
3	Academic support through BRC/URC	5694.32	2,224.32	3470.00
4	Academic support through CRC	5887.32	5,698.22	189.10
5	Libraries in School		15.68	-15.68
(D)	ANNUAL GRANT			
1	Teachers' Grant		133.44	-133.44
2	School Grant	4191.86	4,373.70	-181.84
3	Research, Evaluation, Monitoring & Supervision	806.75	710.27	96.48
4	Maintenance Grant	5346.45	4,069.37	1277.08
(E)	BRIDGING GENDER AND SOCIAL CATEGORY GAPS			
1	Intervention for CWSN	2561.52	2,541.91	19.61
2	SMC/PRI Training	1133.52	703.46	430.06
(F)	INNOVATIVE HAED			
1	Girls Education	360.05	174.08	185.97
2	ECCE		2.14	-2.14
3	Intervention for SC/ST Children	290.27	201.03	89.24
4	Minority Community Children	112.50	26.47	86.03
5	Urban Deprived Children	122.97	15.48	107.49
6	Computer Aided Education		68.79	-68.79
(G)	SCHOOL INFRASTRUCTURE			
1	Civil Works Construction	29016.30	20,543.63	8472.67
(H)	PROJECT MANAGEMENT COST			
1	Project Management & MIS	7904.76	6,480.51	1424.25
2	Training of Educational Admisnistrator	21.85	1.17	20.68
3	LEP	906.86	735.47	171.39
5	Community Mobilisation	1149.16	710.81	438.35
(I)	NPEGEL			
(H)	Total (SSA)	223817.09	150114.44	73702.65
(J)	KGBV	8353.07	5147.59	3205.48
(K)	TOTAL (SSA+KGBV)	232170.16	155262.03	76908.13
(L)	Others (as per Annexure-II)	94475.66	10172.42	84303.24
(M)	Closing Balance	SSA	KGBV	Total
(a)	Cash in Hand	1.07	0.01	1.08
(b)	Cash at Bank	4,896.17	477.02	5373.19
(c)	Advances	101710.02	3064.95	104774.97
(N)	Total Closing Balance	106607.26	3541.98	110149.24
TOTAL (Application) (K+L+N)		351197.36	18861.99	370059.35

For Odisha Primary Education Programme Authority

State Project Director

State Project Director
Orissa Primary Education Programme
Authority, Bhubaneswar



For Patnaik & Co
Chartered Accountants
Firm Reg. No. 310028E

C.A.S.K.Patnaik
Partner (Memb. No. 068524)

Date : 17.01.2017
Place : Bhubaneswar

10

Annexure-I (Financial year.2015-16)
(Amount Rs. in lakhs)

Sl.No.	SSA		NPEGEL		KGBV	
	Heads of accounts	Amount	Heads of accounts	Amount	Heads of accounts	Amount
1	Loan to NPEGEL	3,197.41	Funds from GOI(SBSV)	938.40	Funds received from GOO (KGBV)	80.34
2	Loan to KGBV	13,156.66	Loans from SSA	2,144.46	EMD/SD/TDS/VAT	0.12
3	Security Deposit/EMD/VAT & RTI	23.07	Payable & Provision	2.58	loan from SSA	14,208.71
4	Sale of NT Book	1.68			Provision	550.67
5	Duties & Taxes	1.43			Loan from NPEGEL	2.31
6	Sundry creditors/Bills Payable	183.41			Advance received from SPO(KGBV Class-IX & X Reimbursement)	18.12
7	Funds Received for CAL Provision	57.85				
8	Receivable EPF Share from KGBV Sarapali	0.08				
9	Compensation for Land & Building Acquisition	8.70				
10	Funds from DEO Boudh	0.20				
11	Funds from SPO (IEV Salary)	98.22				
12	Provision (Closing)	34,862.26				
13	Advance received for SLAS	13.91				
14	Model Kitchen Shed	1.04				
15	Security Deposit with NESCO	0.04				
16	Funds from PSUs (Toilets)	18,147.88				
17	Funds received from PSU, SVK (Toilets)	3,178.67				
18	Loan to IAP Scheme	66.35				
19	IEV Provision	0.70				
20	Loan to KGBV not included with 2012-13 OB	210.00				
21	Advance received from Collector Boudh	5.00				
22	Funds Receivable from OPEPA	11.00				
23	Funds from ADM	3.19				
24	Advance from JNV	16.87				
25	Funds from NPEGEL	8.60				
26	Old Provision Written Off	97.34				
27	Funds from TSG. Edcil.	8.15				
	Total	73,359.70	Total	3,085.44		14,860.27

Annexure-II
(Amount Rs. in lakhs)

Sl.No.	SSA		NPEGEL		KGBV	
	Heads of accounts	Amount	Heads of accounts	Amount	Heads of accounts	Amount
1	Provision & Payable	15,831.04	Provisions	6.35	Provision	490.18
2	Provision & Payable (Opening-Sale of NT Books)	2.44	Loan From SSA	2298.05	Loan from SSA	9391.77
3	Provision for CAL programme	91.46	Advance to DPC (SBSV)	938.40	Loan from SSA not included in 2012-13	210.00
4	Duties & Taxes	0.88	Loan from SSA	166.70	TDS/VAT/Royalty	0.13
5	Sundry Creditors / Bills Payable	155.45			Advance to DPC (KGBV Class-IX & X Reimbursement)	80.34
6	Funds from SPO(Bedding for seasonal Hostel)	8.57				
7	Compensation for Land & Building Acquisition	8.70				
8	Advance received from OPEPA for SLAS(Part of Opening.Provision)	20.99				
9	Security Deposit/EMD/VAT/RTI	1.92				
10	Advance received from OPEPA for SSH (Part of Opening. Provision)	2.52				
11	EMD Refund & others	14.28				
12	Loan to NPEGEL	2,883.91				
13	Loan to KGBV	17,908.04				
14	Payment to AWC	3.75				
15	Funds from SPO (IEV Salary)	82.67				
16	Receivable from Staff for SLAS	0.25				
17	Kitchen Shed	0.02				
18	Funds from PSUs (Toilets)	18,140.48				
19	Advance out of PSU Grant	2,974.01				
20	Grant Received for Reconstruction & Restoration of School Building	1,000.00				
21	Grant-in -Aid Receivable	31,687.53				
22	Cash at Bank (PSU/SVK) Toilet	98.76				
23	Cash at Bank IE Rem	6.00				
24	Expenditure out of PSU/SVK (Toilet)	120.50				
25	Security Deposit with NESCO	0.04				
26	Cash at Bank (IEV)	21.95				
	Total	91,066.16	Total	3409.50	Total	10,172.42

For Odisha Primary Education Programme Authority


 State Project Director
 Orissa Primary Education Programme
 Authority, Bhubaneswar



For Patnaik & Co
Chartered Accountants
Firm.Reg. No. 310028E


 C.A.S.K.Patnaik
 Partner (Memb. No. 068524)

Date : 17.01.2017
Place : Bhubaneswar

ODISHA PRIMARY EDUCATION PROGRAMME AUTHORITY (OPEPA)
Sikshya Soudha, Unit-V, Bhubaneswar-751001
SSA & NPEGEL

Balance Sheet as at 31st March 2016

Liabilities	Sch.	Current Year Amount(Rs.)	Assets	Sch.	Current Year Amount(Rs.)
Capital Fund			Fixed Assets		
SSA		124020,06,704.35	Gross Block as on 1.04.2015		1110,29,667.71
NPEGEL		<u>-1947,14,134.90</u>	Add:- Addition During the year		119,34,331.00
Current Liabilities	2		Loans & Advances	2	1229,63,998.71
SSA :					
Loan From DPEP		43,17,184.00	PERIPHERY FUND		18,40,000.00
Funds From NCERT		139.00	Grant-in -Aid Receivable		31687,53,000.00
Funds From RWSS		30,000.00	KGBV		18112,71,107.00
Funds From AWC		4,88,000.00	Caution Money		7,500.00
POSCO India (Jagatsinghpur)		20,76,741.00	Loan to MDM		6,13,990.00
DSWO		3,61,017.00	Transfer of funds to SCERT (SPO)		49824,85,597.00
Funds from OFSDP		10,20,871.26	Suspense (Jagatsinghpur)		9,25,200.00
RSBP		4,90,524.00	EGS & AIE		64,54,802.00
Pay Roll Deduction (EPF)		1,20,000.00	Liability for exp.(Civil)		7,98,415.00
Loan from UNICEF		26,587.00	Community Mobilisation (Siksha Chetana)		86760.00
IEDC Scheme		5,00,000.00	Receivable from staff (SLAS)		29540.00
Prize from P.M		182,14,919.00	Loan to IAP Scheme		25,000.00
Funds for CAL		4,000.00	Receivable EPF share from KGBV		-
Funds from DRDA (Rayagada Rs.200000-Rs.196000)		4,20,116.00	TDS Payable		9,212.00
Sale of NT Books		12,600.00	Cash at Bank (IEV)		27,94,697.00
Funds From (OMC)		216,58,574.27	Cash at Bank(PSU/SVK, Toilet)		98,76,440.00
Sundry Creditors		4,70,000.00	SD/Electricity & Telephone		10,66,468.00
Receipt from BDO		30,000.00	Funds from SPO (IEV Salary)		
Fund from DEO,Boudh (for Sisu Mahotsav)		120,00,000.00	Advance		
Grant Received for Quality Award		-	School Student Help line		
Grant Received for reconstruction & Restoration of school		41,10,000.00	Funds from TSG Edccl		101710,02,013.03
Funds from SPO (Bedding for Seasonal Hostel)		72,46,811.00			16146.00
Funds from SPO (IEV Salary)					



ODISHA PRIMARY EDUCATION PROGRAMME AUTHORITY (OPEPA)
Sikshya Soudha, Unit-V, Bhubaneswar-751001
SSA & NPEGEL

Balance Sheet as at 31st March 2016

Liabilities	Sch.	Current Year Amount(Rs.)	Assets	Sch.	Current Year Amount(Rs.)
Funds from Redcross		5,00,000.00	SD/EMD/VAT/RTI		
Funds Payable for civil work (Puri)		19,00,000.00	Funds Receivable		
Compensation for Land & Building Acquisition		8,69,747.00	EMD Refund and others		
Funds from GOO for Phailin		87,66,604.00			
Funds From GA Deptt. Govt. of Odisha		6,10,000.00	Closing Balance		
Funds from TSG Edcil		3.00	Cash in Hand		1,07,016.58
Funds from GoO(Uniform)		38,79,000.00	Cash at Bank		4896,17,285.02
Funds from Collector Boudh		500000.00			
Funds frm ADM (Malkangiri)		318700.00			
Advance from JNV		1686505.00			
Funds from PSUs (Toilet Construction)		9156577.00			
Funds For Kitchen Shed		3,71,735.00			
Loan from SSA (NPEGEL)		901,78,453.00			
Other Liabilities					
Provision for Exp.		33766,41,331.36			
Duties & Taxes		4,21,166.00			
Security Deposit/EMD		115,68,116.00			
Total		157882,58,590.34	Total		15788258590.34

Notes on Accounts

4

For Odisha Primary Education Programme Authority

In terms of our attached report of even date

For Patnaik & Co
Chartered Accountants
Firm Reg. No. 310028E



(Signature)

C.A S.K.Patnaik
Partner (Memb. No. 068524)

(Signature)

State Project Director

State Project Director
Orissa Primary Education Programme
Authority, Bhubaneswar

Date : 17.01.2017

Place : Bhubaneswar

ODISHA PRIMARY EDUCATION PROGRAMME AUTHORITY (OPEPA)

Sikshya Soudha, Unit-V, Bhubaneswar-751001
Sarva Sikshya Abhiyan Programme
Balance Sheet as at 31st March 2016

Liabilities	Previous Year Amount (Rs.)	Current Year		Assets	Previous Year Amount (Rs.)	Current Year	
		Amount (Rs.)	Sch			Sch.	Amount (Rs.)
Capital Fund				Fixed Assets			
Opening Balance	151472,56,902.94	134484,54,393.66		Gross Block as on 1.04.2015	1110,29,667.71		1110,29,667.71
Less: Excess of Expenditure over Income	<u>16988,02,509.28</u>	<u>10464,47,689.31</u>	124020,06,704.35	Add:- Addition During the year		3	<u>119,34,331.00</u>
	134484,54,393.66						1229,63,998.71
Current Liabilities				Loans & Advances			
Loan From DPEP	42,86,684.00		42,86,684.00	NPEGEL	3600,28,839.07	2	3278,18,984.71
Funds From NCERT	139.00		139.00	PERIPHERY FUND	18,40,000.00		18,40,000.00
Funds From RWSS	30,000.00		30,000.00	Grant-in -Aid Receivable	31687,53,000.00		31687,53,000.00
Funds From AWC	3,75,000.00			KGBV	17841,95,100.00		17841,95,100.00
				Caution Money	7,500.00		7,500.00
				Loan to MDM	6,13,990.00		6,13,990.00
POSCO India (Jaganatinsikshur)	4,88,000.00		4,88,000.00	Transfer of funds to SCERT (SPO)	9,25,200.00		9,25,200.00
DSWO	20,76,741.00		20,76,741.00	Suspense (Jagatsinghpur)	64,54,802.00		64,54,802.00
Funds from OFSDP	3,61,017.00		3,61,017.00	EGS & AIE	7,98,415.00		7,98,415.00
RSBP	10,20,871.26		10,20,871.26	Liability for exp.(Civil)	86,760.00		86,760.00
Pay Roll Deduction (EPF)	4,90,524.00		4,90,524.00	Community Mobilisation (Siksha Chetana)	29,540.00		29,540.00
TDS Payable	1,291.00		1,291.00	Receivable from staff (SLAS)			
IEDC Scheme	26,587.00		26,587.00	Loan to IAP Scheme	66,34,800.00		66,34,800.00
Prize from P.M	5,00,000.00		5,00,000.00	Receivable EPF share from KGBV Sarapali(sambalpur)	7,657.00		7,657.00
Funds for CAL	215,76,370.00		182,14,919.00	Cash at Bank (IEV)			
Funds from DRDA (Rayagada Rs.200000-Rs.196000)	4,000.00		4,000.00	Cash at Bank(PSU/SVK, Toilet)			
Sale of NT Books	4,95,571.00		4,20,116.00	SD/Electricity & Telephone	10,66,468.00		10,66,468.00
Funds From (OMC)	12,600.00		12,600.00	Funds from SPO (IEV Salary)	95,600.00		95,600.00
Sundry Creditors	188,62,384.07		216,58,574.27	Advance	116508,45,710.52	1	116508,45,710.52
Receipt from BDO	4,70,000.00		4,70,000.00	School Student Help line	16,146.00		16,146.00
Fund from DEO,Boudh (for Sr. Mahantsav)	10,000.00		30,000.00	Funds from TSG Edcil	8,14,616.00		8,14,616.00
Grant Received for Quality Award	120,00,000.00		120,00,000.00				



	Previous Year	Current Year		Assets	Previous Year	Current Year	
Liabilities							
Grant Received for reconstruction & Restoration of school	1000,00,000.00			SD/EMD/VAT/RTI	6,18,592.00		
Funds from SPO (Bedding for Seasonal Hostel)	49,66,881.00	41,10,000.00		Funds Receivable	11,00,000.00		
Funds from SPO (IEV Salary)	57,16,508.00	72,46,811.00		EMD Refund and others	6,93,670.00		
Funds from Redcross	5,00,000.00	5,00,000.00		Closing Balance			
Funds Payable for civil work (Puri)	19,00,000.00	19,00,000.00		Cash in Hand	91,802.35	1	88,305.35
Compensation for Land & Building Acquisition	8,69,747.00	8,69,747.00		Cash at Bank	16874,68,121.66	1	3949,21,421.11
Funds from GOO for Phallin	87,66,604.00	87,66,604.00					3950,09,726.46
Funds From GA Deptt. Govt. of Odisha	6,10,000.00	6,10,000.00					
Funds from TSG Edcil		3.00					
Funds from GoO(Uniform)	38,79,000.00	38,79,000.00					
Funds from Collector Boudh		500000.00					
Funds frm ADM (Maikangiri)		318700.00					
Advance from JNV		1686505.00					
Funds from PSUs (Toilet Construction)		9156577.00					
Funds For Kitchen Shed	2,70,000.00	3,71,735.00					
Other Liabilities			2				
Provision for Exp.	15097,83,852.32	34216,81,050.36					
Duties & Taxes	3,65,493.00	4,21,166.00					
Security Deposiv/EMD	121,54,904.00	115,28,896.00					
Total	151613,25,162.31	159376,45,562.24		Total	151613,25,162.31		159376,45,562.24

Notes on Accounts

4

In terms of our attached report of even date

For Odisha Primary Education Programme Authority


 State Project Director
 State Primary Education Programme
 Authority, Bhubaneswar



For Patnaik & Co
 Chartered Accountants
 Firm Reg. No. 310028E

C.A.S.K.Patnaik
 Partner (Memb. No. 068524)

Date : 17.01.2017
 Place : Bhubaneswar

15

ODISHA PRIMARY EDUCATION PROGRAMME AUTHORITY (OPEPA)

Sikshya Soudha, Unit-V, Bhubaneswar- 751001

Sarva Sikshya Abhiyan Programme

Receipts and Payment Account

for the year ended 31st March, 2016

RECEIPT		Amount(Rs)	PAYMENT		Amount(Rs)
To	Opening Balance		By	Opening Balance	
	(a) Cash in Hand	91,802.35		Provision & Payable	15831,03,708.95
	(b) Cash at Bank	16874,68,121.66		Provision & Payable (Opening-Sale of NT Books)	2,43,553.00
	(c) Advances	116508,45,710.52		Provision for CAL programme	91,46,116.00
	(d) Loan to NPEGEL	3197,41,018.07		Duties & Taxes	87,516.00
	(e) Loan to KGBV	13156,66,265.00		Sundry Creditors / Bills Payable	155,44,540.07
	(g) Security Deposit with NESCO	4,188.00	By	Funds from SPO(Bedding for seasonal Hostel)	8,56,881.00
To	Funds from PSUs (Toilets)	18147,88,000.00	By	Compensation for Land & Building Acquisition	8,69,747.00
To	Funds received from PSU, SVK (Toilets)	3178,67,160.00		Advance received from OPEPA for SLAS(Part of Opening.Provision)	20,99,379.00
To	Loan to IAP Scheme	66,34,800.00		Security Deposit/EMD/VAT/RTI	1,92,070.00
To	IEV Provision	70,379.00		Advance received from OPEPA for SSH (Part of Opening. Provision)	2,51,884.00
To	Loan to KGBV not included with 2012-13 OB	210,00,000.00	By	ACCESS	791,63,556.00
To	Advance received from Collector Boudh	5,00,000.00		Residential Hostel for specific category of Children	411,01,224.00
To	Funds Receivable from OPEPA	11,00,000.00		Special Training for mainstreaming of out of school children	7,78,800.00
To	Funds from ADM	3,18,700.00		Transport /Escort Facility	15,01,249.00
To	Sale of Old Vehicle	1,37,356.00		Reimbursement of Fees agt. 25% admission under RTE 2009	
To	Advance from JNV	16,86,505.00		RETENTION	
To	Funds from NPEGEL	8,59,644.00	By	Free Text Book	7445,20,378.25
To	Old Provision Written Off	97,34,319.00		Uniform	20946,61,398.50
To	Funds Payable	23477,80,000.00		TLE (Advance Adjustment)	24,07,250.00
To	Funds from TSG. Edcil.	8,14,619.00	By	ENHANCING QUALITY	
To	Funds Received from OPEPA	137153,97,880.00		Teachers' Salary	69173,40,924.42
To	Funds From Gol	82081,65,000.00		Teachers' Training	1848,74,526.72
To	Funds From GoO	54721,08,615.00		Academic support through BRC/JRC	2224,31,568.00
To	Interest Received	2098,07,965.15		Academic support through CRC	5698,22,401.00
To	Miscellaneous Receipt	607,44,198.32		Libraries in School	15,67,735.00
To	Security Deposit/EMD/VAT & RTI	23,06,549.00	By	Annual Grant	
To	Sale of NT Book	1,68,098.00		Teachers' Grant	133,43,906.00
To	Duties & Taxes	1,43,189.00		School Grant	4373,69,802.00
To	Sundry creditors/Bills Payable	183,40,730.27		Research,Evaluation,Monitoring & Supervision	710,26,845.80
To	Funds Received for CAL Provision	57,84,665.00		Maintenance Grant	4069,36,831.00
To	Receivable EPF Share from KGBV Sarapali	7,657.00		Bridging Gender & Social category Gap	
To	Compensation for Land & Building Acquisition	8,69,747.00	By	Intervention for CWSN	2541,91,493.90
To	Funds from DEO Boudh	20,000.00		SMC/PRI training	703,45,857.00
To	Advance received for SLAS	13,91,425.00		Innovaton Head	



ODISHA PRIMARY EDUCATION PROGRAMME AUTHORITY (OPEPA)

Sikshya Soudha, Unit-V, Bhubaneswar- 751001

Sarva Sikshya Abhiyan Programme

Receipts and Payment Account

for the year ended 31st March, 2016

RECEIPT		Amount(Rs)	PAYMENT		Amount(Rs)
To	Funds From SPO (IEV Salary)	98,22,955.00	By	Girls Education	174,07,723.00
To	Model Kitchen Shed	1,03,800.00		ECCE	2,14,139.00
To	Provision (Closing)	34862,26,425.99		SC/ST	201,02,729.35
				Minority Community Children	26,47,345.00
				Urban Deprived Children	15,48,092.00
				Computer Aided Education	68,78,532.00
				School Infrastructure	
			By	Civil Works Construction	20543,62,531.09
				Project Management Cost	
			By	Management Cost	5763,92,695.30
			By	Furniture & Fixtures	28,44,084.00
			By	Equipment	25,66,552.00
			By	Computer	27,88,529.00
			By	Vehicle	37,35,166.00
			By	Media	241,74,619.00
			By	MIS	355,48,514.45
			By	School Mapping & Social Mapping	1,000.00
			By	LEP	735,46,770.00
			By	Community Mobilisation	710,83,387.00
			By	Training of educational Administrator	1,17,000.00
			By	Funds Receivable	23477,80,000.00
			By	EMD Refund & others	14,28,225.00
			By	Loan to NPEGEL	2883,90,807.71
			By	Loan to KGBV	17908,04,100.00
			By	Payment to AWC	375000.00
			By	Transfer of Fund to District	13715397880.00
			By	Funds from SPO (IEV Salary)	82,67,431.00
			By	Receivable from Staff for SLAS	25000.00
			By	Kitchen Shed	2065.00
				Funds from PSUs (Toilets)	1814047960.00
			By	Advance out of PSU Grant	297400623.00
			By	Grant Received for Reconstruction & Restoration of School Building	10000000.00
				Grant-in -Aid Receivable	3168753000.00
				Cash at Bank (PSU/SVK) Toilet	9876440.00
				Cash at Bank IE Rem	600000.00
				Expenditure out of PSU/SVK (Toilet)	12050000.00
				Security Deposit with NESCO	4188.00
				Cash at Bank (IEV)	2194697.00



(17)

ODISHA PRIMARY EDUCATION PROGRAMME AUTHORITY (OPEPA)

Sikshya Soudha, Unit-V, Bhubaneswar- 751001

Sarva Sikshya Abhiyan Programme

Receipts and Payment Account

for the year ended 31st March, 2016

RECEIPT	Amount(Rs)	By	PAYMENT	Amount(Rs)
		Closing Balance		88,305.35
		Cash in Hand		3949,21,421.11
		Cash at bank		101143,69,794.36
		Advances		
Total	506885,17,487.33		Total	506885,17,487.33

In terms of our attached report of even date

For Odisha Primary Education Programme Authority

[Signature]

State Project Director

State Project Director
Orissa Primary Education Programme
Authority, Bhubaneswar

Date : 17.01.2017
Place : Bhubaneswar

For Patnaik & Co.
Chartered Accountants
Firm Reg. No. 310028E



[Signature]

C.A S.K.Patnaik

Partner (Memb. No. 068524)

ODISHA PRIMARY EDUCATION PROGRAMME AUTHORITY (OPEPA)
Sikshya Soudha, Unit-V, Bhubaneswar-751001
Sarva Sikshya Abhiyan Programme
Income and Expenditure Account
for the year ended 31st March, 2016

Expenditure		(in Rupees) Amount	Income		(in Rupees) Amount
To ACCESS			By Grant-in- Aid		
Residential Hostel for specific category of Children	791,63,556.00		Govt. of India	82081,65,000.00	
Special Training for mainstreaming of out of school	411,01,224.00		Govt. of Orissa	54721,08,615.00	
Transport /Escort Facility	7,78,800.00		By Miscellaneous Receipt	607,44,198.32	
Reimbursement of Fees agt. 25% admission under RTE 2009	15,01,249.00		By Interest Received	2098,07,965.15	
To RETENTION			By Sale of Vehicle	137356.00	
Free Text Book	7445,20,378.25		By Excess of Expenditure over Income	10464,47,689.31	
Uniform	20946,61,398.50				
TLE (Advance Adjustment)	24,07,250.00				
To ENHANCING QUALITY					
Teachers' Salary	69173,40,924.42				
Teachers' Training	1848,74,526.72				
Academic support through	2224,31,568.00				
Academic support through CRC	5698,22,401.00				
Libraries in School	15,67,735.00				
To Annual Grant					
Teachers' Grant	133,43,906.00				
School Grant	4373,69,802.00				
Research, Evaluation, Monitoring & Maintenance Grant	710,26,845.80				
To Bridging Gender & Social					
Intervention for CWSN	2541,91,493.90				
SMC/PRI training	703,45,857.00				
To Innovaton Head					
Girls Education	174,07,723.00				
ECCE	2,14,139.00				
SC/ST	201,02,729.35				
Minority Community Children	26,47,345.00				
Urban Deprived Children	15,48,092.00				
Computer Aided Education	68,78,532.00				
To School Infrastructure					
Civil Works Construction	20543,62,531.09				
To Project Management Cost					
Management Cost(Excluding Media	5763,92,695.30				
MIS	241,74,619.00				
School Mapping & Social Mapping	355,48,514.45				
LEP	1,000.00				
Community mobilisation	735,46,770.00				
Training of educational	710,83,387.00				
	1,17,000.00				
TOTAL		149974,10,823.78	TOTAL		149974,10,823.78

For Odisha Primary Education Programme Authority


 State Project Director
State Project Director
Orissa Primary Education Programme
Authority, Bhubaneswar



For Patnaik & Co
Chartered Accountants
Firm Reg. No. 310028E


C.A S.K.Patnaik
Partner (M. No. 068524)

Date : 17.01.2017
 Place : Bhubaneswar

Odisha Primary Education Programme Authority (OPEPA)
Sikshya Soudh, Unit - V, Bhubaneswar - 751 001
Sarva Sikshya Abhiyan Programme

SCHEDULE - '1' CASH IN HAND, CASH AT BANK & ADVANCES.

(in Rupees)

Opening Balance as on 1.04.2015

Closing Balance as on 31.03.2016

Particulars	Cash in Hand	Cash at Bank	Advances	Total	Cash in Hand	Cash at Bank	Advances	Total
SPO	-	2917,58,150.68	6297,06,186.30	9214,64,336.98	272.00	1335,63,231.57	4933,22,221.70	6268,85,725.27
Angul		60,58,121.21	4324,85,370.00	4385,43,491.21		1,71,872.08	1556,63,606.00	1558,35,478.08
Balasure	5,377.10	498,33,450.28	3746,65,477.50	4245,04,304.88	3,959.10	107,31,737.48	3454,80,433.00	3562,16,129.58
Baragarh	3,859.00	54,23,292.97	2297,25,038.20	2351,52,190.17	4,456.00	174,01,274.56	1769,91,561.60	1943,97,292.16
Boudh		214,61,071.19	2056,20,182.00	2270,81,253.19		10,89,369.19	2048,82,586.00	2059,71,955.19
Bhadrak	758.00	6,94,608.05	7506,62,836.49	7513,58,202.54	1,841.00	15,53,452.05	10849,49,322.49	10865,04,615.54
Bolangir		519,89,431.00	3874,81,137.00	4394,70,568.00		50,21,114.00	4307,41,866.00	4357,62,980.00
Cuttack	1,000.00	1113,59,855.25	3716,99,380.18	4830,60,235.43	4,398.00	57,30,897.10	3732,08,580.18	3789,43,875.28
Deogarh	87.00	254,82,706.91	1968,38,981.00	2223,21,774.91	47.00	8,51,169.84	2157,74,449.00	2166,25,665.84
Dhenkanal		1016,70,242.52	3631,16,237.00	4647,86,479.52		13,70,110.77	2000,96,735.00	2014,66,845.77
Gajapati		267,80,018.82	3140,63,771.00	3408,43,789.82	26.00	355,56,732.24	454,61,048.00	810,17,806.24
Ganjam	4,538.00	349,86,056.77	9098,27,634.26	9448,18,229.03	6,596.00	157,51,644.06	6469,42,803.26	6627,01,043.32
Jagatsinghpur		522,54,647.02	2112,02,706.50	2634,57,353.52		131,89,517.02	2540,01,048.50	2671,90,565.52
Jejpur		304,13,185.28	5717,76,374.84	6021,89,560.12		10,93,351.62	3568,46,411.84	3579,39,763.46
Jharsuguda	4,953.00	39,45,720.00	827,12,217.00	866,62,890.00	4,048.00	6,53,396.00	722,00,710.00	728,58,154.00
Kalahandi		115,35,797.03	4172,19,639.00	4287,55,436.03		139,41,361.24	3901,60,307.50	4041,01,668.74
Kandhamal	50,384.00	514,31,160.05	2992,58,218.51	3507,39,762.56	50,384.00	371,05,650.05	2350,80,540.92	2722,36,574.97
Kendrapara	4,732.25	212,97,702.54	2123,30,903.00	2336,33,337.79	212.25	71,48,107.74	3860,94,258.00	3932,42,577.99
Keonjhar		119,64,086.37	5499,11,356.50	5618,75,442.87		111,32,416.43	3712,68,166.00	3824,00,582.43
Khurda		279,50,765.52	2190,68,332.78	2470,19,098.30		31,74,072.20	2471,25,740.48	2502,99,812.68
Koraput		981,77,776.98	2059,84,434.12	3041,62,211.10		175,84,105.98	2867,29,494.12	3043,13,600.10
Malakanagiri	463.00	1455,27,833.42	628,81,642.00	2084,09,938.42	3,792.00	120,01,557.29	747,61,585.00	867,66,934.29
Mayurbhanj		965,53,576.83	3876,90,910.34	4842,44,487.17		80,70,620.55	3700,49,065.52	3781,19,686.07
Nawarangpur		623,98,133.33	8552,50,643.00	9176,48,776.33		12,51,645.62	5154,58,532.00	5167,10,177.62
Nayagarh		491,25,647.00	2405,58,173.00	2896,83,820.00		85,47,463.27	2181,33,117.75	2266,80,581.02
Nuapada	10,500.00	969,08,648.56	3178,24,964.00	4147,44,112.56	4,000.00	64,575.56	2046,65,238.00	2047,33,813.56
Puri	1,710.00	1145,25,926.87	4261,68,260.93	5406,95,897.80	2,794.00	48,90,347.55	4429,66,049.93	4478,59,191.48
Rayagada	1,179.00	115,49,202.91	5088,60,641.69	5204,11,023.60	404.00	45,40,604.15	2947,60,042.33	2993,01,050.48
Sambalpur		158,64,556.93	1968,33,583.00	2126,98,139.93		31,19,241.17	1765,97,181.00	1797,16,422.17
Sonepur	905.00	464,02,091.49	2817,95,498.49	3281,98,494.98	759.00	178,37,689.84	3735,09,447.49	3913,47,896.33
Sundargarh	1,357.00	121,44,657.88	4376,24,980.89	4497,70,995.77	317.00	7,83,092.89	4704,47,645.75	4712,31,055.64
TOTAL	91,802.35	16874,68,121.66	116508,45,710.52	133384,05,634.53	88,305.35	3949,21,421.11	101143,69,794.36	105093,79,520.82



" Schedule-2"

Particulars	FY	Liabilities						
		Loan to NPEGEL(OB)	Security Deposit (NESCO, Bhadrak)	Fund Received from PSU/SVK (Toilets)	Funds from PSU	Loan to IAP	Funds from SPO(IEV Salary)	
Opening Balance	As on 1-04-2015	11101,06,794.48						
SPO	2015-16	269,79,000.00						
Angul	2015-16	21,38,736.16			18147,88,000.00			
Balasore	2015-16	58,63,779.00						
Baragarh	2015-16	125,44,104.00						1,64,461.00
Boudh	2015-16	142,99,855.00						6,00,000.00
Bhadrak	2015-16		4,188.00					
Bolangir	2015-16	158,51,500.00		2488,83,600.00				10,00,000.00
Cuttack	2015-16	16,47,330.00						
Deogarh	2015-16	72,01,550.00						32,741.00
Dhenkanal	2015-16	49,07,053.00						
Gajapati	2015-16	231,02,000.00		154,79,000.00				6,00,000.00
Ganjam	2015-16	344,84,671.00						
Jagatsinghpur	2015-16	1,63,000.00					66,34,800.00	
Jaipur	2015-16	56,22,229.00		514,24,000.00				30,00,000.00
Jharsuguda	2015-16							
Kalahandi	2015-16	113,87,986.00						
Kandhamal	2015-16	100,42,263.91						16,00,000.00
Kendrapara	2015-16							
Keonjhar	2015-16	329,27,909.00		4,85,560.00				2,57,058.00
Khurda	2015-16	45,68,739.00						
Koraput	2015-16	19,98,200.00						
Malakanagiri	2015-16	30,00,000.00						
Mayurbhanj	2015-16	457,51,903.00						
Nawarangpur	2015-16							
Nayagarh	2015-16							
Nuapada	2015-16	115,84,906.00						13,00,000.00
Puri	2015-16	3,17,200.00		11,95,000.00				8,18,274.00
Rayagada	2015-16	158,10,000.00						3,76,699.00
Sambalpur	2015-16	111,10,104.00						73,722.00
Sonepur	2015-16	164,37,000.00						
Sundargarh	2015-16			4,00,000.00				
		3197,41,018.07	4,188.00	3178,67,160.00	18147,88,000.00	66,34,800.00	98,22,955.00	
During, 2015-16		14298,47,812.55	4,188.00	3178,67,160.00	18147,88,000.00	66,34,800.00	98,22,955.00	
TOTAL								

" Schedule-2"

Particulars	FY	Liabilities							
		Opening Balance	As on 1-04-2015	Model Kitchen Shed	IEV (Provision)	Loan to KGBV not included in OB	Funds from Collector (Boudh)	Fund Receivable (Nawarangpur)	Funds from ADM
SPO	2015-16								
Angul	2015-16								
Balasore	2015-16								
Baragarh	2015-16								
Boudh	2015-16						5,00,000.00		
Bhadrak	2015-16								
Bolangir	2015-16								
Cuttack	2015-16								
Deogarh	2015-16								
Dhenkanal	2015-16								
Gajapati	2015-16								
Ganjam	2015-16								
Jagatsinghpur	2015-16								
Jaipur	2015-16								
Jharsuguda	2015-16								
Kalahandi	2015-16			1,03,800.00					
Kandhamal	2015-16								
Kendrapara	2015-16				70,379.00				
Keonjhar	2015-16								
Khurda	2015-16								
Koraput	2015-16					210,00,000.00			
Malkangiri	2015-16								3,18,700.00
Mayurbhanj	2015-16								
Nawarangpur	2015-16							11,00,000.00	
Nayagarh	2015-16								
Nuapada	2015-16								
Puri	2015-16								
Rayagada	2015-16								
Sambalpur	2015-16								
Sonepur	2015-16								
Sundargarh	2015-16								
During, 2015-16				1,03,800.00	70,379.00	210,00,000.00	5,00,000.00	11,00,000.00	3,18,700.00
TOTAL				1,03,800.00	70,379.00	210,00,000.00	5,00,000.00	11,00,000.00	3,18,700.00

" Schedule-2"

Particulars	FY	Liabilities					
		Sale of Old Vehicle	Advance from JNV	Fund from DEO Boudh	Funds from TSG(Edcil)	Grant Received for Quality Award	Grant Received for reconstruction & Restoration of school
Opening Balance	As on 1-04-2015			10,000.00		120,00,000.00	1000,00,000.00
SPO	2015-16	1,37,356.00			8,14,619.00		
Angul	2015-16						
Balasore	2015-16						
Baragarh	2015-16		7,31,505.00				
Boudh	2015-16			20,000.00			
Bhadrak	2015-16						
Bolangir	2015-16		9,55,000.00				
Cuttack	2015-16						
Deogarh	2015-16						
Dhenkanal	2015-16						
Gajapati	2015-16						
Ganjam	2015-16						
Jagatsinghpur	2015-16						
Jajpur	2015-16						
Jharsuguda	2015-16						
Kalahandi	2015-16						
Kandhamal	2015-16						
Kendrapara	2015-16						
Keonjhar	2015-16						
Khurda	2015-16						
Koraput	2015-16						
Malkangiri	2015-16						
Mayurbhanj	2015-16						
Nawarangpur	2015-16						
Nayagarh	2015-16						
Nuapada	2015-16						
Puri	2015-16						
Rayagada	2015-16						
Sambalpur	2015-16						
Sonepur	2015-16						
Sundargarh	2015-16						
During, 2015-16		1,37,356.00	16,86,505.00	20,000.00	8,14,619.00	-	-
TOTAL		1,37,356.00	16,86,505.00	30,000.00	8,14,619.00	120,00,000.00	1000,00,000.00



" Schedule-2"

Particulars	FY	Liabilities						
		Provision for SLAS)	Advance received for SLAS	Provision Written Off	Provision (Advance for SSH)	Funds from SPO (Bedding for Seasonal Hostel)	Funds from SPO (IEV Salary)	
Opening Balance	As on 1-04-2015	57,60,217.00				2,23,122.00	49,66,881.00	57,16,508.00
SPO	2015-16							
Angul	2015-16							
Balasore	2015-16	38,522.00						
Baragarh	2015-16	1,07,500.00						
Boudh	2015-16							
Bhadrak	2015-16	1,24,025.00						
Bolangir	2015-16							
Cuttack	2015-16							
Deogarh	2015-16	1,42,452.00						
Dhenkanal	2015-16							
Gajapati	2015-16							
Ganjam	2015-16							
Jagatsinghpur	2015-16	1,47,875.00						
Jajpur	2015-16							
Jharsuguda	2015-16							
Kalahandi	2015-16							
Kandhamal	2015-16							
Kendrapara	2015-16	1,43,213.00						
Keonjhar	2015-16							
Khurda	2015-16							
Koraput	2015-16							
Malkangiri	2015-16							
Mayurbhanj	2015-16			97,34,319.00				
Nawarangpur	2015-16							
Nayagarh	2015-16	3,52,638.00						
Nuapada	2015-16							
Puri	2015-16							
Rayagada	2015-16	2,30,000.00						
Sambalpur	2015-16	1,05,200.00						
Sonepur	2015-16							
Sundargarh	2015-16							
During, 2015-16		13,91,425.00		97,34,319.00				
TOTAL		71,51,642.00		97,34,319.00		2,23,122.00	49,66,881.00	57,16,508.00



24


" Schedule-2"

Particulars	FY	Liabilities							
		Opening Balance	Model Kitchen shed	Funds Payable for Civil Work (Puri)	Funds from IEDC Scheme	Receipt from BDO	Prize from PM	TDS Payable	Payroll Deduction (EPF)
As on 1-04-2015									
SPO	2015-16								
Angul	2015-16								
Balasore	2015-16								
Baragarh	2015-16								
Boudh	2015-16								
Bhadrak	2015-16								
Bolangir	2015-16								
Cuttack	2015-16								
Deogarh	2015-16								
Dhenkanal	2015-16								
Gajapati	2015-16								
Ganjam	2015-16								
Jagatsinghpur	2015-16								
Jajpur	2015-16								
Jharsuguda	2015-16								
Kalahandi	2015-16								
Kandhamal	2015-16								
Kendrapara	2015-16								
Keonjhar	2015-16								
Khurda	2015-16								
Koraput	2015-16								
Malkangiri	2015-16								
Mayurbhanj	2015-16								
Nawarangpur	2015-16								
Nayagarh	2015-16								
Nuapada	2015-16								
Puri	2015-16								
Rayagada	2015-16								
Sambalpur	2015-16								
Sonepur	2015-16								
Sundargarh	2015-16								
During, 2015-16									
TOTAL									
		2,70,000.00	2,70,000.00	19,00,000.00	26,587.00	4,70,000.00	5,00,000.00	1,491.00	15,60,090.00



" Schedule-2"

Particulars	FY	Liabilities					
		Funds from GOO (Uniform)	Periphery Fund	Funds from OFSDP	Funds From GA Deptt. Govt. of Odisha	Recovery from KGBV	Provision & Payables
Opening Balance	As on 1-04-2015	781,93,716.00	20,84,966.00	3,86,084.00	6,10,000.00	145,68,000.00	59888,58,421.37
SPO	2015-16						13122,69,063.75
Angul	2015-16						547,47,964.00
Balasore	2015-16						1035,15,288.80
Baragarh	2015-16						411,40,912.00
Boudh	2015-16						83,77,062.00
Bhadrak	2015-16						340,71,717.00
Bolangir	2015-16						703,46,371.00
Cuttack	2015-16						1453,26,352.55
Deogarh	2015-16						209,66,013.00
Dhenkanal	2015-16						129570573.00
Gajapati	2015-16						526,93,892.00
Ganjam	2015-16						171659328.00
Jagatsinghpur	2015-16						734,57,548.00
Jajpur	2015-16						1544,53,339.24
Jharsuguda	2015-16						8495009.00
Kalahandi	2015-16						1075,14,516.00
Kandhamal	2015-16						682,68,955.56
Kendrapara	2015-16						259,31,015.00
Keonjhar	2015-16						584,62,489.00
Khurda	2015-16						870,17,662.80
Koraput	2015-16						102,69,137.00
Malakajiri	2015-16						217,38,011.00
Mayurbhanj	2015-16						2059,19,582.00
Nawarangpur	2015-16						1493,47,334.29
Nayagarh	2015-16						245,20,692.00
Nuapada	2015-16						519,59,860.00
Puri	2015-16						269,30,797.00
Rayagada	2015-16						731,77,426.00
Sambalpur	2015-16						413,85,993.00
Sonepur	2015-16						101,60,051.00
Sundargarh	2015-16						1425,32,471.00
During, 2015-16		-	-	-	-	-	34862,26,425.99
TOTAL		781,93,716.00	20,84,966.00	3,86,084.00	6,10,000.00	145,68,000.00	94750,84,847.36



" Schedule-2 "

Particulars	FY	Liabilities					
		SD/EMD	Loan from NCERT	Grants-in-Aid Receivable	Loan from RSBP	Loan from DSWO	Loan from POSCO India(J.S Pur)
Opening Balance	As on 1-04-2015	183,33,617.00	93,097.00	10150,77,923.00	10,20,871.26	21,37,741.00	4,88,000.00
SPO	2015-16						
Angul	2015-16						
Balasore	2015-16						
Baragarh	2015-16						
Boudh	2015-16	92,000.00					
Bhadrak	2015-16						
Bolangir	2015-16						
Cuttack	2015-16						
Deogarh	2015-16						
Dhenkanal	2015-16						
Gajapati	2015-16						
Ganjam	2015-16						
Jagatsinghpur	2015-16						
Jajpur	2015-16						
Jharsuguda	2015-16						
Kalahandi	2015-16	90,000.00					
Kandhamal	2015-16						
Kendrapara	2015-16	5,29,500.00					
Keonjhar	2015-16	10,41,919.00					
Khurda	2015-16						
Koraput	2015-16	71,000.00					
Malakanagiri	2015-16	50,000.00					
Mayurbhanj	2015-16						
Nawarangpur	2015-16						
Nayagarh	2015-16						
Nuapada	2015-16	13,626.00					
Puri	2015-16						
Rayagada	2015-16						
Sambalpur	2015-16						
Sonepur	2015-16						
Sundargarh	2015-16	4,18,504.00					
		23,06,549.00	-	-	-	-	-
During ,2015-16		206,40,166.00	93,097.00	10150,77,923.00	10,20,871.26	21,37,741.00	4,88,000.00
TOTAL							



" Schedule-2"

Particulars	FY	Liabilities	
		Loan from DPEP	Loan from DFID
Opening Balance	As on 1-04-2015	70,72,161.00	161,42,283.00
SPO	2015-16		
Angul	2015-16		
Balasore	2015-16		
Baragarh	2015-16		
Boudh	2015-16		
Bhadrak	2015-16		
Bolangir	2015-16		
Cuttack	2015-16		
Deogarh	2015-16		
Dhenkanal	2015-16		
Gajapati	2015-16		
Ganjam	2015-16		
Jagatsinghpur	2015-16		
Jajpur	2015-16		
Jharsuguda	2015-16		
Kalahandi	2015-16		
Kandhamal	2015-16		
Kendrapara	2015-16		
Keonjhar	2015-16		
Khurda	2015-16		
Koraput	2015-16		
Malkangiri	2015-16		
Mayurbhanj	2015-16		
Nawarangpur	2015-16		
Nayagarh	2015-16		
Nuapada	2015-16		
Puri	2015-16		
Rayagada	2015-16		
Sambalpur	2015-16		
Sonepur	2015-16		
Sundargarh	2015-16		
During, 2015-16		-	-
TOTAL		70,72,161.00	161,42,283.00



" Schedule-2"

Particulars	FY	Liabilities						
		Loan/Receipt from NPEGEL	Loan to KGBV(OB)	Funds from (OMC)	Funds From SPMU(MDM)	Sale of NT Book	Sundry Creditors/Bills Payable	
Opening Balance	As on 1-04-2015	1207,22,173.00	14405,23,555.00	12,600.00	5,70,000.00	7,01,401.00	197,54,512.07	
SPO	2015-16							
Angul	2015-16		105,04,126.00			1,42,152.00	7,73,232.00	
Balasore	2015-16		245,81,175.00					
Baragarh	2015-16		308,83,616.00				31,600.00	
Boudh	2015-16		289,22,555.00					
Bhadrak	2015-16		62,74,969.00			18,442.00		
Bolangir	2015-16		1036,51,604.00					
Cuttack	2015-16							
Deogarh	2015-16		129,55,454.00				1,13,444.00	
Dhenkanal	2015-16		91,34,969.00					
Gajapati	2015-16		509,40,899.00					
Ganjam	2015-16		1352,86,302.00					
Jagatsinghpur	2015-16							
Jajpur	2015-16		187,11,240.00					
Jharsuguda	2015-16							
Kalahandi	2015-16		675,08,071.00					
Kandhamal	2015-16		947,52,877.00					
Kendrapara	2015-16					5,264.00	174,22,454.27	
Keonjhar	2015-16		787,58,778.00					
Khurda	2015-16							
Koraput	2015-16		815,83,792.00					
Malakanagiri	2015-16		39870787					
Mayurbhanj	2015-16		2355,25,442.00			2240		
Nawarangpur	2015-16		441,94,036.00					
Navagarh	2015-16							
Nuapada	2015-16		395,34,847.00					
Puri	2015-16							
Raygada	2015-16		507,70,000.00					
Sambalpur	2015-16		198,53,908.00					
Sonepur	2015-16		532,66,818.00					
Sundargarh	2015-16		782,00,000.00					
		8,59,644.00						
		8,59,644.00	13156,66,265.00	-		1,68,098.00	183,40,730.27	
During, 2015-16		1215,81,817.00	27561,89,820.00	12,600.00	5,70,000.00	8,69,499.00	380,95,242.34	
TOTAL								



" Schedule-2"

Particulars	FY	Liabilities					
		Funds for CAL(Nayagarh)	Funds received for CAL Provision	EPF Share KGBV Serapalli	Funds Received from Redcross	Compensation for Land & Building Acquisition	Duties & Taxes
Opening Balance	As on 1-04-2015	41,07,699.00	831,06,381.00		5,00,000.00	17,39,494.00	4,31,492.00
SPO	2015-16						15,992.00
Angul	2015-16					8,69,747.00	
Balasore	2015-16						
Baragarh	2015-16						
Boudh	2015-16						
Bhadrak	2015-16						1,27,197.00
Bolangir	2015-16						
Cuttack	2015-16						
Deogarh	2015-16						
Dhenkanal	2015-16						
Gajapati	2015-16						
Ganjam	2015-16						
Jagatsinghpur	2015-16						
Jajpur	2015-16						
Jharsuguda	2015-16						
Kalahandi	2015-16		3,61,041.00				
Kandhamal	2015-16						
Kendrapara	2015-16		91,307.00				
Keonjhar	2015-16						
Khurda	2015-16						
Koraput	2015-16						
Malakanagiri	2015-16						
Mayurbhanj	2015-16						
Nawarangpur	2015-16						
Nayagarh	2015-16						
Nuapada	2015-16		53,32,317.00				
Puri	2015-16						
Rayagada	2015-16						
Sambalpur	2015-16						
Sonepur	2015-16						
Sundargarh	2015-16					7,657.00	
			57,84,665.00			7,657.00	1,43,189.00
During, 2015-16			888,91,046.00			7,657.00	26,09,241.00
TOTAL			41,07,699.00			5,00,000.00	5,74,681.00



Odisha Primary Education Programme Authority (OPEPA)
Sikshya Soudh, Unit - V, Bhubaneswar - 751 001
Sarva Sikshya Abhiyan Programme



" Schedule-2"

Particulars	FY	Liabilities		
		Funds From DRDA (Rayagada)	Funds from GOO for phyline	Funds From RWSS
Opening Balance	As on 1-04-2015	4,000.00	87,66,604.00	30,000.00
SPO	2015-16			
Angul	2015-16			
Balasore	2015-16			
Baragarh	2015-16			
Boudh	2015-16			
Bhadrak	2015-16			
Bolangir	2015-16			
Cuttack	2015-16			
Deogarh	2015-16			
Dhenkanal	2015-16			
Gajapati	2015-16			
Ganjam	2015-16			
Jagatsinghpur	2015-16			
Jajpur	2015-16			
Jharsuguda	2015-16			
Kalahandi	2015-16			
Kandhamal	2015-16			
Kendrapara	2015-16			
Keonjhar	2015-16			
Khurda	2015-16			
Koraput	2015-16			
Malakanagiri	2015-16			
Mayurbhanj	2015-16			
Nawarangpur	2015-16			
Nayagarh	2015-16			
Nuapada	2015-16			
Puri	2015-16			
Rayagada	2015-16			
Sambalpur	2015-16			
Sonepur	2015-16			
Sundargarh	2015-16			
During ,2015-16		4,000.00	87,66,604.00	30,000.00
TOTAL				

" Schedule-2"

Particulars	FY	ASSETS						Advanced received from OPEPA for SLAS (Part of opening provision)
		Refund to DPEP	EMD Refund & Others	Duties & Taxes	Duties & Taxes	Sundry Creditors / Bills payable		
Opening Balance	As on 1-04-2015	50,00,000.00	6,93,670.00	1.00	65,998.00	8,92,128.00	31,37,921.00	
SPO	2015-16		6,98,099.00				7,966.00	
Angul	2015-16							
Balasore	2015-16					62,170.00	1,07,500.00	
Baragarh	2015-16							
Boudh	2015-16		1,35,000.00				1,24,025.00	
Bhadrak	2015-16			95,867.00				
Bolangir	2015-16						2,39,265.00	
Cuttack	2015-16					66,782.00	1,42,452.00	
Deogarh	2015-16							
Dhenkanal	2015-16							
Gajapati	2015-16						1,32,082.00	
Ganjam	2015-16						1,47,875.00	
Jagatsinghpur	2015-16						2,30,000.00	
Jajpur	2015-16							
Jharsuguda	2015-16							
Kalahandi	2015-16		84,000.00					
Kandhamal	2015-16							
Kendrapara	2015-16		2,71,500.00			154,15,588.07	1,43,213.00	
Keonjhar	2015-16						7,568.00	
Khurda	2015-16							
Koraput	2015-16		41,000.00					
Malakanagiri	2015-16							
Mayurbhanj	2015-16							
Nawarangpur	2015-16							
Nayagarh	2015-16						13,448.00	
Nuapada	2015-16		13,626.00	(8,351.00)			2,38,785.00	
Puri	2015-16						2,30,000.00	
Rayagada	2015-16						1,05,200.00	
Sambalpur	2015-16							
Sonepur	2015-16						2,30,000.00	
Sundargarh	2015-16		1,85,000.00					
			14,28,225.00	87,516.00		155,44,540.07	20,99,379.00	
			21,21,895.00	87,517.00	65,998.00	164,36,668.07	52,37,300.00	
During, 2015-16		50,00,000.00						
TOTAL								

" Schedule-2"

Particulars	FY	ASSETS				Funds from PSU
		Advance received for SLAS	Advanced received from OPEPA for SSH (Part of opening provision)	Advance received for SSH	Kitchen shed	
Opening Balance	As on 1-04-2015		1,30,176.00			18140,47,960.00
SPO	2015-16					
Angul	2015-16					
Balasore	2015-16		2,615.00			
Baragarh	2015-16					
Boudh	2015-16		2,713.00			
Bhadrak	2015-16					
Bolangir	2015-16		6,515.00			
Cuttack	2015-16		1,99,506.00			
Deogarh	2015-16					
Dhenkanal	2015-16					
Gajapati	2015-16					
Ganjam	2015-16		3,475.00			
Jagatsinghpur	2015-16		9,265.00			
Jajpur	2015-16					
Jharsuguda	2015-16					
Kalahandi	2015-16					
Kandhamal	2015-16					
Kendrapara	2015-16					
Keonjhar	2015-16					
Khurda	2015-16					
Koraput	2015-16				2065.00	
Malakanagiri	2015-16					
Mayurbhanj	2015-16					
Nawarangpur	2015-16					
Nayagarh	2015-16					
Nuapada	2015-16		9,265.00			
Puri	2015-16		9,265.00			
Rayagada	2015-16					
Sambalpur	2015-16					
Sonepur	2015-16					
Sundargarh	2015-16		9,265.00			
During, 2015-16		-	2,51,884.00	-	2,065.00	18140,47,960.00
TOTAL		-	3,82,060.00	-	2,065.00	18140,47,960.00



" Schedule-2"

ASSETS

Particulars	FY	ASSETS						Receipt from BDO
		Advance out of PSU grant(DPOs)	Liability for exp.(Civil)	Community Mobilisation (Siksha Chetana)	Periphery Fund	Payroll Deduction Payable		
Opening Balance	As on 1-04-2015		86,760.00	29,540.00	21,28,454.00	10,69,566.00	4,70,000.00	
SPO	2015-16							
Angul	2015-16							
Balasore	2015-16							
Baragarh	2015-16							
Boudh	2015-16							
Bhadrak	2015-16							
Bolangir	2015-16	2512,84,023.00						
Cuttack	2015-16							
Deogarh	2015-16							
Dhenkanal	2015-16							
Gajapati	2015-16	89,56,600.00						
Ganjam	2015-16							
Jagatsinghpur	2015-16							
Jaipur	2015-16	367,60,000.00						
Jharsuguda	2015-16							
Kalahandi	2015-16							
Kandhamal	2015-16							
Kendrapara	2015-16							
Keonjhar	2015-16							
Khurda	2015-16							
Koraput	2015-16							
Malakanagiri	2015-16							
Mayurbhanj	2015-16							
Nawarangpur	2015-16							
Nayagarh	2015-16							
Nuapada	2015-16							
Puri	2015-16							
Rayagada	2015-16							
Sambalpur	2015-16							
Sonepur	2015-16							
Sundargarh	2015-16	4,00,000.00						
		2974,00,623.00	86,760.00	29,540.00	21,28,454.00	10,69,566.00	4,70,000.00	
During, 2015-16		2974,00,623.00	86,760.00	29,540.00	21,28,454.00	10,69,566.00	4,70,000.00	
TOTAL								



" Schedule-2"

Particulars	FY	ASSETS					Funds Receivable(CAL provision)
		Funds From (GOO)Uniform	Loan To NPEGEL	Loan to KGBV	Loan to DPEP		
Opening Balance	As on 1-04-2015	706,00,000.00	15908,57,806.55	27851,48,820.00	106,37,963.00	195,13,636.00	
SPO	2015-16		269,79,000.00				
Angul	2015-16		21,38,736.16	171,94,208.00			
Balasore	2015-16		47,87,766.00	342,13,242.00			
Baragarh	2015-16		106,48,179.00	412,86,851.00			
Boudh	2015-16		142,99,855.00	419,31,211.00			
Bhadrak	2015-16		158,51,500.00	82,74,969.00			
Bolangir	2015-16		16,47,330.00	1341,51,604.00			
Cuttack	2015-16		72,01,550.00	202,78,174.00			
Deogarh	2015-16		49,07,053.00	117,34,969.00			
Dhenkanal	2015-16		231,02,000.00	639,40,899.00			
Gajapati	2015-16		344,84,671.00	1831,38,614.00			
Ganjam	2015-16		5,356.00				
Jagatsinghpur	2015-16		56,22,229.00	219,11,240.00			
Jajpur	2015-16						
Jharsuguda	2015-16		77,87,986.00	927,48,617.00			
Kalahandi	2015-16		100,42,263.91	1108,72,057.00			
Kandhamal	2015-16						
Kendrapara	2015-16		263,10,680.64	1120,36,693.00			
Keonjhar	2015-16		45,68,739.00				
Khurda	2015-16		19,98,200.00	1349,62,859.00			
Koraput	2015-16		30,00,000.00	420,10,787.00			
Malakanagiri	2015-16		457,51,903.00	3239,85,372.00			
Mayurbhanj	2015-16			637,42,386.00			
Nawarangpur	2015-16						
Nayagarh	2015-16		115,84,906.00	550,23,597.00			
Nuapada	2015-16		3,17,200.00				
Puri	2015-16			729,20,000.00			
Rayagada	2015-16		89,16,704.00	267,90,608.00			
Sambalpur	2015-16		164,37,000.00	737,66,818.00			
Sonepur	2015-16			1038,88,325.00			
Sundargarh	2015-16		2883,90,807.71	17908,04,100.00			
During ,2015-16			18792,48,614.26	45759,52,920.00	106,37,963.00	195,13,636.00	
TOTAL		706,00,000.00					



" Schedule-2"

Particulars	FY	ASSETS							Funds Diversion to Periphery A/c
		Funds from NCERT	Transfer to State Govt. Share for Uniform	Funds From DSWO	Payment to OFSDP	TDS Payable	Loan to MDM		
Opening Balance	As on 1-04-2015	92,958.00	74,716.00	61,000.00	25,067.00	200.00	6,13,990.00	17,96,512.00	
SPO	2015-16								
Angul	2015-16								
Balasore	2015-16								
Baragarh	2015-16								
Boudh	2015-16								
Bhadrak	2015-16								
Bolangir	2015-16								
Cuttack	2015-16								
Deogarh	2015-16								
Dhenkanal	2015-16								
Gajapati	2015-16								
Ganjam	2015-16								
Jagatsinghpur	2015-16								
Jajpur	2015-16								
Jharsuguda	2015-16								
Kalahandi	2015-16								
Kandhamal	2015-16								
Kendrapara	2015-16								
Keonjhar	2015-16								
Khurda	2015-16								
Koraput	2015-16								
Malkangiri	2015-16								
Mayurbhanj	2015-16								
Nawarangpur	2015-16								
Nayagarh	2015-16								
Nuapada	2015-16								
Puri	2015-16								
Rayagada	2015-16								
Sambalpur	2015-16								
Sonepur	2015-16								
Sundargarh	2015-16								
During ,2015-16		92,958.00	74,716.00	61,000.00	25,067.00	200.00	6,13,990.00	17,96,512.00	
TOTAL									



" Schedule-2"

ASSETS

Particulars	FY	Received(CAL Provision)	Provision for CAL Programme	Advance GOO (Uniform)	Capital Fund (EGS & AIE)	Sale of NT Books	Grant-in-Aid Receivable
Opening Balance	As on 1-04-2015	225,77,662.00	235,46,412.00	36,40,000.00	7,98,415.00	2,05,830.00	2410,01,000.00
SPO	2015-16						
Angul	2015-16					2,22,149.00	
Balasore	2015-16						
Baragarh	2015-16		7,31,505.00				
Boudh	2015-16						
Bhadrak	2015-16					18,074.00	
Bolangir	2015-16						
Cuttack	2015-16		3,00,024.00				
Deogarh	2015-16						
Dhenkanal	2015-16						
Gajapati	2015-16						
Ganjam	2015-16						
Jagatsinghpur	2015-16						
Jajpur	2015-16						
Jharsuguda	2015-16						
Kalahandi	2015-16		3,61,041.00				
Kandhamal	2015-16						
Kendrapara	2015-16		91,307.00			3,330.00	
Keonjhar	2015-16						
Khurda	2015-16						
Koraput	2015-16						
Malakanagiri	2015-16						
Mayurbhanj	2015-16						
Nawarangpur	2015-16						
Nayagarh	2015-16		53,32,317.00				
Nuapada	2015-16						
Puri	2015-16						
Rayagada	2015-16						
Sambalpur	2015-16		23,29,922.00				
Sonepur	2015-16						
Sundargarh	2015-16		91,46,116.00			2,43,553.00	
During ,2015-16		225,77,662.00	326,92,528.00	36,40,000.00	7,98,415.00	4,49,383.00	2410,01,000.00
TOTAL		-	-	-	-	-	-

" Schedule-2"

Particulars	FY	ASSETS						
		Compensation for land & building acquisition	Funds from SPO (IEV Salary)	Loan to IAP Scheme	Kitchen Shed	Funds from SPMU(MDM)	Receivable EPF sharefrom KGBV Sarapali	
Opening Balance	As on 1-04-2015	8,69,747.00	95,600.00	66,34,800.00		5,70,000.00	7,657.00	
SPO	2015-16							
Angul	2015-16	8,69,747.00						
Balasore	2015-16							
Baragarh	2015-16		7,478.00					
Boudh	2015-16		4,37,168.00					
Bhadrak	2015-16							
Bolangir	2015-16		8,46,116.00					
Cuttack	2015-16							
Deogarh	2015-16							
Dhenkanal	2015-16							
Gajpati	2015-16							
Ganjam	2015-16		38,87,444.00					
Jagatsinghpur	2015-16							
Jajpur	2015-16		11,32,740.00					
Jharsuguda	2015-16							
Kalahandi	2015-16		7,96,623.00					
Kandhamal	2015-16							
Kendrapara	2015-16							
Keonjhar	2015-16							
Khurda	2015-16							
Koraput	2015-16							
Malkanagiri	2015-16							
Mayurbhanj	2015-16		497.00					
Nawarangpur	2015-16							
Nayagarh	2015-16		9,37,057.00					
Nuapada	2015-16							
Puri	2015-16							
Rayagada	2015-16							
Sambalpur	2015-16							
Sonepur	2015-16							
Sundargarh	2015-16		2,22,308.00					
		8,69,747.00	82,67,431.00					
		17,39,494.00	83,63,031.00	66,34,800.00		5,70,000.00	7,657.00	
During ,2015-16								
TOTAL								



" Schedule-2"

Particulars	FY	Asset	
		School Student Helpline	Funds from TSG Edcil
Opening Balance	As on 1-04-2015	16,146.00	8,14,616.00
SPO	2015-16		
Angul	2015-16		
Balasore	2015-16		
Baragarh	2015-16		
Boudh	2015-16		
Bhadrak	2015-16		
Bolangir	2015-16		
Cuttack	2015-16		
Deogarh	2015-16		
Dhenkanal	2015-16		
Gajapati	2015-16		
Ganjam	2015-16		
Jagatsinghpur	2015-16		
Jajpur	2015-16		
Jharsuguda	2015-16		
Kalahandi	2015-16		
Kandhamal	2015-16		
Kendrapara	2015-16		
Keonjhar	2015-16		
Khurda	2015-16		
Koraput	2015-16		
Malkangiri	2015-16		
Mayurbhanj	2015-16		
Nawarangpur	2015-16		
Nayagarh	2015-16		
Nuapada	2015-16		
Puri	2015-16		
Rayagada	2015-16		
Sambalpur	2015-16		
Sonepur	2015-16		
Sundargarh	2015-16		
During ,2015-16		16,146.00	8,14,616.00
TOTAL		16,146.00	8,14,616.00



" Schedule-2"

Particulars	FY	ASSETS					Provision & Payables
		Security Deposit/EMD/NAT/RTI	Funds Receivable(Nawara ngpur)	GoO grant for R & R school building	Funds from SPO(Bedding for seasonal hostel)		
Opening Balance	As on 1-04-2015	6,18,592.00	11,00,000.00			44817,89,811.05	
SPO	2015-16			1000,00,000.00		5811,68,076.00	
Angul	2015-16					33,30,219.00	
Balasore	2015-16					362,83,264.80	
Baragarh	2015-16				8,56,881.00	129,08,827.00	
Boudh	2015-16					138,66,682.00	
Bhadrak	2015-16					350,12,229.00	
Bolangir	2015-16					219,73,673.00	
Cuttack	2015-16					894,43,357.55	
Deogarh	2015-16					126,47,101.00	
Dhenkanal	2015-16					942,86,005.00	
Gajpati	2015-16					309,94,559.00	
Ganjam	2015-16					173,49,176.00	
Jagatsinghpur	2015-16					561,02,378.00	
Jejpur	2015-16					90847348.24	
Jharsuguda	2015-16					97,93,615.00	
Kalahandi	2015-16					151,13,820.00	
Kandhamal	2015-16					653,92,503.56	
Kendrapara	2015-16					329,40,608.00	
Keonjhar	2015-16					207,61,843.00	
Khurda	2015-16					289,47,369.80	
Koraput	2015-16					92,44,137.00	
Malkanagiri	2015-16					72,88,211.00	
Mayurbhanj	2015-16					282,52,213.00	
Nawarangpur	2015-16					1217,68,946.00	
Nayagarh	2015-16					400,63,400.00	
Nuapada	2015-16					334,78,522.00	
Puri	2015-16					186,73,655.00	
Rayagada	2015-16					116,09,836.00	
Sambalpur	2015-16					136,61,493.00	
Sonepur	2015-16					97,84,109.00	
Sundargarh	2015-16			1000,00,000.00		201,16,532.00	
						15831,03,708.95	
During ,2015-16		6,18,592.00	11,00,000.00	1000,00,000.00	8,56,881.00	15831,03,708.95	
TOTAL		6,18,592.00	11,00,000.00	1000,00,000.00	8,56,881.00	60648,93,520.00	

" Schedule-2"

Particulars	FY	Asset		
		Expenditure Out of PSU/SVK(Toilet)	Receivable from staff for SLAS	Security Deposit with NESCO
Opening Balance	As on 1-04-2015			
SPO	2015-16			
Angul	2015-16			
Balasore	2015-16			
Baragarh	2015-16			
Boudh	2015-16			
Bhadrak	2015-16			
Bolangir	2015-16			4188
Cuttack	2015-16			
Deogarh	2015-16			
Dhenkanal	2015-16			
Gajapati	2015-16			
Ganjam	2015-16			
Jagatsinghpur	2015-16			
Jajpur	2015-16	12050000.00		
Jharsuguda	2015-16			
Kalahandi	2015-16			
Kandhamal	2015-16			
Kendrapara	2015-16			
Keonjhar	2015-16			
Khurda	2015-16			
Koraput	2015-16			
Malkangiri	2015-16			
Mayurbhanj	2015-16			
Nawarangpur	2015-16			
Nayagarh	2015-16			
Nuapada	2015-16			
Puri	2015-16			
Rayagada	2015-16			
Sambalpur	2015-16			
Sonepur	2015-16		25,000.00	
Sundargarh	2015-16			
During ,2015-16		120,50,000.00		4,188.00
TOTAL		120,50,000.00	25,000.00	4,188.00



Schedule-3

ODISHA PRIMARY EDUCATION PROGRAMME AUTHORITY (OPEPA)
Sikshya Soudh, Unit-V, Bhubaneswar- 751001
Sarva Sikshya Abhiyan Programme

Fixed Asset (Addition during the year,2015-16)

Amount in Rs.

Sl.No	District/SPO	Furniture & Fixture	Computer	Equipment	Vehicle	Total
1	SPO			10,369.00		10,369.00
2	Angul					-
3	Balasore	24,108.00	15,73,432.00	2,22,000.00	12,15,271.00	30,34,811.00
4	Baragarh	2,14,056.00	4,95,472.00	11,39,700.00		18,49,228.00
5	Boudh	11,200.00		51,555.00		62,755.00
6	Bhadrak					-
7	Bolangir	89,116.00				89,116.00
8	Cuttack					-
9	Deogarh					-
10	Dhenkanal					-
11	Gajpati	7,09,487.00				7,09,487.00
12	Ganjam			2,32,807.00	2,30,000.00	4,62,807.00
13	Jagatsinghpur	5,65,345.00	2,21,552.00			7,86,897.00
14	Jajpur	47,125.00		1,59,810.00	10,36,087.00	12,43,022.00
15	Jharsuguda	5,000.00		17,500.00	4,09,852.00	4,32,352.00
16	Kalahandi					-
17	Kandhamal	98,427.00				98,427.00
18	Kendrapara					-
19	Keonjhar	9,227.00				9,227.00
20	Khurda	99,929.00	3,58,472.00	54,600.00		5,13,001.00
21	Koraput	50,507.00		22,500.00		73,007.00
22	Malkanagiri					-
23	Mayurbhanj			2,50,300.00		2,50,300.00
24	Nawarangpur				4,63,897.00	4,63,897.00
25	Nayagarh					-
26	Nuapada	15,000.00				15,000.00
27	Puri	6,03,369.00		2,39,781.00		8,43,150.00
28	Rayagada				3,80,059.00	3,80,059.00
29	Sambalpur	1,49,110.00	49,760.00	1,46,630.00		3,45,500.00
30	Sonepur					-
31	Sundargarh	1,53,078.00	89,841.00	19,000.00		2,61,919.00
	TOTAL	28,44,084.00	27,88,529.00	25,66,552.00	37,35,166.00	119,34,331.00

43



ODISHA PRIMARY EDUCATION PROGRAMME AUTHORITY (OPEPA)

Sikshya Soudh, Unit-V, Bhubaneswar-751001

National Programme for Education of Girls at Elementary Level(NPEGEL)

Consolidated Balance Sheet as at 31st March, 2016

Liabilities	Schedule	Amount (Rs)	Assets	Shchedule	Amount (Rs)
Capital Fund			TDS payable	1	10,503.00
Opening Balance		(2227,60,292.92)	Closing Balance		
Add: Excess of Income over expenditure		280,46,158.02	(a) Cash at Bank		946,95,863.91
over Expenditure			(b) Cash in Hand		18,711.23
Current Liabilities			(c) Advances		566,32,218.67
Loan from SSA	2	4179,97,437.71	Loan to KGBV		270,76,007.00
Loan from UNICEF		1,20,000.00			
Loan from DPEP		30,500.00			
Other Liabilities		(450,39,719.00)			
Security Deposit		39,220.00			
Total		1784,33,303.81	Total		1784,33,303.81

Notes on Accounts

4

For Odisha Primary Education Programme Authority


 State Project Director
 State Project Director
 Orissa Primary Education Programme
 Authority, Bhubaneswar

Date : 17.01.2017

Place : Bhubaneswar

yy

In terms of our attached report of even date

For Patnaik & Co
 Chartered Accountants
 Firm Reg. No. 310028E




 C.A S.K.Patnaik
 Partner (M. No. 068524)

ODISHA PRIMARY EDUCATION PROGRAMME AUTHORITY (OPEPA)
Sikshya Soudha, Unit-V, Bhubaneswar- 751001
National Programme for Education of Girls at Elementary Level (NPEGEL)

Consolidated Receipts and Payments Account for year ended on 31st March, 2016

RECEIPTS		Amount (Rs)	PAYMENTS		Amount (Rs)
To	Opening Balance		By	Opening Balance	
	Cash in Hand	6,553.23		Provisions	6,34,981.00
	Cash at Bank	873,97,202.22		Loan From SSA	2298,04,703.07
	Advance	683,02,449.70	By	Recurring Cost	
				Maintenance of Schools,Part time instructor to MCS,Provision of Life Skills,bicycles,vocational training,transportation charges etc.	7,74,401.00
	Interest Received	48,19,204.00			
To	Misc.Receipt	253,26,576.02		Award to best school/teacher	1,40,000.00
To	Funds from GOI(SBSV)	938,40,000.00		Learning through open schools	20,000.00
To	Loans from SSA	2144,45,571.71		Personal Development Camp	-
To	Payable & Provision	2,58,187.00		Community Mobilisation & Management Cost	1,25,880.00
				Bank Charges	41,635.00
				Meena & Talent Search	5,04,300.00
				Refund to SSA	-
				Additional Incentive	4,93,406.00
				Advance to DPC (SBSV)	938,40,000.00
				Loan from SSA	166,69,644.00
				Closing Balance	
			By	Cash in Hand	18,711.23
				Cash at Bank	946,95,863.91
				Advances	566,32,218.67
	TOTAL	4943,95,743.88		TOTAL	4943,95,743.88

Notes on Accounts

4

For Odisha Primary Education Programme Authority

(Signature)
State Project Director
State Project Director
Orissa Primary Education Programme
Authority, Bhubaneswar



In terms of our attached report of even date

For Patnaik & Co
Chartered Accountants
Firm Reg. No. 310028E

(Signature)
C.A S.K.Patnaik
Partner (M. No. 068524)

Date : 17.01.2017
Place : Bhubaneswar

45

ODISHA PRIMARY EDUCATION PROGRAMME AUTHORITY (OPEPA)
Sikshya Soudh, Unit-V, Bhubaneswar-751001
National Programme for Education of Girls at Elementary Level (NPEGEL)

Consolidated Income and Expenditure Account for the year ended on 31st March, 2016

	Expenditures	Amount (Rs)		Incomes	Amount (Rs)
To	Recurring Cost		By	Interest Received	48,19,204.00
	Maintenance of Schools, Part time instructor to MCS, Provision of Life Skills, bicycles, vocational training, transportation charges etc.	7,74,401.00	By	Misc. Receipt	253,26,576.02
	Award to best school/teacher	1,40,000.00			
	Learning through open schools	20,000.00			
	Personal Development Camp	-			
	Community Mobilisation & Magtt	1,25,880.00			
	Bank Charges	41,635.00			
	Meena & Talent Search	5,04,300.00			
	Additional Incentive	4,93,406.00			
To	Excess of Income over Expenditure	280,46,158.02			
	Total	301,45,780.02		Total	301,45,780.02

Notes on Accounts

4

-

In terms of our attached report of even date

For Odisha Primary Education Programme Authority

For Patnaik & Co
Chartered Accountants
Firm Reg. No. 310028E


State Project Director
State Project Director
Orissa Primary Education Programme
Authority, Bhubaneswar




C.A S.K.Patnaik
Partner (M. No. 068524)

Date : 17.01.2017

Place : Bhubaneswar

46

ORISSA PRIMARY EDUCATION PROGRAMME AUTHORITY (OPEPA)
Sikshya Soudha, Unit-V, Bhubaneswar- 751001
National Programme for Education of Girls at Elementary Level (NPEGEL)

Districtwise Opening and Closing Balances

Schedule- 1	Opening Balance as on 01-04-15				Closing Balance as on 31-03-16			
	Cash in Hand	Cash at Bank	Advance	Total	Cash in Hand	Cash at Bank	Advance	Total
SPO		1,36,632.00	8,49,584.00	9,86,216.00		2,69,514.00	8,49,584.00	11,19,098.00
Jagatsinghpur		5,148.00		5,148.00		5,356.00		5,356.00
Angul		9,970.18	23,344.00	33,314.18		35,575.18	23,344.00	58,919.18
Khurda		95,156.00	3,03,150.00	3,98,306.00		99,000.00	3,03,150.00	4,02,150.00
Keonjhar		3,89,680.05	22,60,107.00	26,49,787.05		4,05,423.05		4,05,423.05
Kandhamal	2,859.00	38,10,759.00	2,80,912.00	40,94,530.00	2,859.00	40,73,131.00	2,80,912.00	43,56,902.00
Puri		753.00	1,58,000.00	1,58,753.00		810.00	1,58,000.00	1,58,810.00
Boudh		1,20,693.00	109,43,235.00	1,10,63,928.00		1,33,701.00	109,43,235.00	1,10,76,936.00
Sonepur		53,36,096.89	2,20,530.00	55,56,626.89		56,15,697.89	2,20,530.00	58,36,227.89
Nuapada	2,000.23			2,000.23	14,158.23			14,158.23
Nawarangpur		12,97,503.16	2,48,398.00	15,45,901.16		13,62,529.16	2,50,059.00	16,12,588.16
Malakangiri		99,06,014.23	1,49,249.00	100,55,263.23		103,90,659.23	1,49,249.00	105,39,908.23
Koraput	451.00	102,37,050.56	6,80,957.00	109,18,458.56	451.00	108,56,705.56	6,80,957.00	115,38,113.56
Gajapati		108,91,269.23	74,07,583.00	182,98,852.23		310,57,707.89	16,288.00	310,73,995.89
Rayagada		250,39,364.38	47,634.00	250,86,998.38		103,99,048.38		103,99,048.38
Kalahandi		37,09,074.25	2,83,642.00	39,92,716.25		10,30,866.25	2,10,882.00	12,41,748.25
Ganjam		60,91,263.14	93,14,426.00	154,05,689.14		117,47,310.14	108,89,426.00	226,36,736.14
Deogarh		8,400.00	3,01,366.00	3,09,766.00		8,400.00	3,01,366.00	3,09,766.00
Sundargarh	1,103.00	7,18,703.89	278,34,081.00	285,53,887.89	1,103.00	1,63,117.92	260,46,001.97	262,10,222.89
Sambalpur		37,23,871.62	18,75,701.00	55,99,572.62		17,58,589.62	14,57,061.00	32,15,650.62
Kendrapara		5,129.00		5,129.00		6,801.00		6,801.00
Jajpur		24,345.00		24,345.00		8,97,965.00	7,450.00	9,05,415.00
Mayurbhanj		8,68,100.60	3,52,684.70	12,20,785.30		9,97,099.60	2,96,614.70	12,93,714.30
Bargarh		18,30,862.40	14,86,126.00	33,16,988.40		72,066.40	13,82,322.00	14,54,388.40
Balasore		4,87,818.64	12,08,535.00	16,96,353.64		5,04,765.64	92,582.00	5,97,347.64
Bolangir		24,19,358.00		24,19,358.00		25,68,252.00		25,68,252.00
Dhenkanal		39,271.00	9,42,442.00	9,81,713.00		40,857.00	9,42,442.00	9,83,299.00
Cuttack	140.00	1,94,915.00	11,30,763.00	13,25,818.00	140.00	1,94,915.00	11,30,763.00	13,25,818.00
TOTAL	6,553.23	873,97,202.22	683,02,449.70	1,557,06,205.15	18,711.23	946,95,863.91	566,32,218.67	1,513,46,793.81

47



ODISHA PRIMARY EDUCATION PROGRAMME AUTHORITY (OPEPA)
Sikshya Soudha, Unit-V, Bhubaneswar- 751001

National Programme for Education of Girls at Elementary Level (NPEGEL)

Particulars	Financial year	Liabilities						Funds from GOI(SBSV)
		Provisions & Payable	SD/EMD	Loan from DPEP	Loan from SSA	Loan from UNICEF		
Opening Balance	01.04.2015	2512,86,391.00	7,14,201.25	30,500.00	10973,31,262.39	1,20,000.00		
SPO	2015-16	150.00			269,79,000.00		938,40,000.00	
Jagatsinghpur	2015-16							
Angul	2015-16				21,38,736.16			
Khurda	2015-16	46,000.00			45,68,739.00			
Keonjhar	2015-16	1,55,700.00			263,10,680.64			
Kandhamal	2015-16				104,11,763.91			
Puri	2015-16	1,424.00			3,17,200.00			
Boudh	2015-16							
Sonepur	2015-16				164,37,000.00			
Nuapada	2015-16				115,84,906.00			
Nawarangpur	2015-16	-						
Malkangiri	2015-16				30,00,000.00			
Koraput	2015-16				19,98,200.00			
Gajapati	2015-16							
Rayagada	2015-16							
Kalahandi	2015-16				77,87,986.00			
Ganjam	2015-16							
Deogarh	2015-16				72,01,550.00			
Sundargarh	2015-16	54,913.00			31,00,000.00			
Sambalpur	2015-16				89,16,704.00			
Kendrapara	2015-16				36,000.00			
Jajpur	2015-16				7,450.00			
Mayurbhanj	2015-16				457,51,903.00			
Bargarh	2015-16				107,04,104.00			
Balasore	2015-16				47,87,766.00			
Bolangir	2015-16				158,51,500.00			
Dhenkanal	2015-16				49,07,053.00			
Cuttack	2015-16				16,47,330.00			
Total	2015-16	2,58,187.00	-	-	2144,45,571.71	-	938,40,000.00	
GRAND TOTAL		2515,44,578.00	7,14,201.25	30,500.00	13117,76,834.10	1,20,000.00	938,40,000.00	



ODISHA PRIMARY EDUCATION PROGRAMME AUTHORITY (OPEPA)
Sikshya Soudha, Unit-V, Bhubaneswar- 751001

National Programme for Education of Girls at Elementary Level (NPEGEL)

Particulars	Financial year	Asset									
		Advance to DPC (SBSV)	Loan from SSA	Loan from SSA	Refund to SSA	EMD/SD Refund	TDS payable	Loan to KGBV	Provision & Payable		
Opening Balance	01.04.2015		578,91,335.16	6562,85,504.48	489,10,880.00	6,74,981.25	10,503.00	270,76,007.00	2959,49,316.00		
SPO	2015-16	938,40,000.00		269,79,000.00					150.00		
Jagatsinghpur	2015-16										
Angul	2015-16			21,38,736.16							
Khurda	2015-16			45,68,739.00					46,000.00		
Keonjhar	2015-16			329,27,909.00					1,55,700.00		
Kandhamal	2015-16			104,11,763.91							
Puri	2015-16			3,17,200.00					1,424.00		
Boudh	2015-16										
Sonepur	2015-16			164,37,000.00							
Nuapada	2015-16			115,84,906.00							
Nawarangpur	2015-16										
Malkangiri	2015-16			30,00,000.00							14,794.00
Koraput	2015-16			19,98,200.00							
Gajapati	2015-16										
Rayagada	2015-16					158,10,000.00					3,62,000.00
Kalahandi	2015-16			113,87,986.00							
Ganjam	2015-16										
Deogarh	2015-16			72,01,550.00							
Sundargarh	2015-16			31,00,000.00				8,59,644.00			54,913.00
Sambalpur	2015-16			111,10,104.00							
Kendrapara	2015-16			36,000.00							
Jajpur	2015-16										
Mayurbhanj	2015-16			457,51,903.00							
Bargarh	2015-16			125,44,104.00							
Balasore	2015-16			59,03,719.00							
Bolangir	2015-16			158,51,500.00							
Dhenkanal	2015-16			49,07,053.00							
Cuttack	2015-16			16,47,330.00							
Total	2015-16	938,40,000.00	578,91,335.16	2298,04,703.07	166,69,644.00	-					
GRAND TOTAL		938,40,000.00	578,91,335.16	8860,90,207.55	655,80,524.00	6,74,981.25	10,503.00	270,76,007.00	2965,84,297.00		



ODISHA PRIMARY EDUCATION PROGRAMME AUTHORITY (OPEPA)
Sikshya Soudh, Unit-V, Bhubaneswar-751001
Kasturaba Gandhi Balika Vidyalyaya(KGBV)

Balance Sheet as at 31st March, 2016

Liabilities	Amount (Rs)	Schedule	Assets	Amount (Rs)	Schedule	Amount (Rs)
Capital Fund						
Opening Balance	(10485,69,006.66)		Closing balance			
Less : Excess of Expenditure over Income	(4502,13,371.41)		(a) Cash at Bank	477,01,955.62	1	
Loan from DPEP			(b) Cash in Hand	1,039.00	1	
Loan From SSA			(c) Advances	3064,95,199.91	1	3541,98,194.53
Current Liabilities						
EMD Refundable		2		2,64,754.00		
Provision for Expenses		2		1013,78,285.60		
Sales Tax Payable				720.00		
Loan from NPEGEL		2		3,07,265.00		
GoO fund towards Class IX & X KGBV				18,12,350.00		
Total			Total	3541,98,194.53		3541,98,194.53

Notes on Accounts

4

For Odisha Primary Education Programme Authority


State Project Director
State Project Director
Orissa Primary Education Programme
Authority, Bhubaneswar

Date : 17.01.2017

Place :

Bhubaneswar

In terms of our attached report of even date

For Patnaik & Co
Chartered Accountants
Firm Reg. No. 310028E


C.A S.K.Patnaik
Partner (M. No. 068524)



ODISHA PRIMARY EDUCATION PROGRAMME AUTHORITY (OPEPA)
Sikshya Soudha, Unit-V, Bhubaneswar- 751001
Kasturaba Gandhi Balika Vidyalaya(KGBV)

Consolidated Receipts and Payments Account for year ended on 31st March 2016

RECEIPTS		Amount(Rs.)	PAYMENTS		Amount(Rs.)
To	Opening Balance		To	Opening Balance	
	Cash at Bank	464,39,008.74		Provision	490,18,466.00
	Cash in Hand	1,751.00		Loan from SSA	9391,77,219.00
	Advances	2891,85,917.20	By	Loan from SSA not included in 2012-13	210,00,000.00
To	Interest Received	218,27,407.23		Non Recurring Cost	
To	Miscellaneous receipts	427,17,843.50		Construction of Building(New)	453,24,418.50
	Funds received from GOO (KGBV Class-IX & X Reimbursement)	80,33,850.00		Expansion of Existing Building KGBV sanctioned earlier	60,93,307.00
To	EMD/SD/TDS/VAT	11,839.00		Boundary wall (Spill over only)	2,35,117.00
To	loan from SSA	14208,71,471.00		Boaring/Hand Pump(Spill over only)	6,00,000.00
To	Provision	550,67,104.00		TLE	1,500.00
To	Loan from NPEGEL	2,31,258.00		Bedding	26,11,070.00
To	Advance received from SPO(KGBV Class-IX & X Reimbursement)	18,12,350.00		Furniture & Kitchen Equipment	3,26,650.00
			By	TLM & Equipment	1,22,734.00
				Recurring Cost	
				Maintenance of of Girls	2667,71,286.96
				Stipend	201,12,841.00
				Supplementary TLM,Stationery and other educational material	123,23,389.24
				Salaries	930,12,075.00
				Vocational Training/ Specific skill training	80,82,832.50
				Electricity/Water Charges	147,82,205.95
				Medical Care / Contigencies	137,11,331.92
				Maintenance	95,22,445.40
				Miscellaneous	99,77,612.07
				Preparatory Camps	29,65,279.00
				PTA/ School function	38,12,002.00
				Capacity Building	34,65,362.60
				Physical/Self Defence	9,05,162.00
			By	TDS/VAT/Royalty	13,448.00
				Advance to DPC (KGBV Class-IX & X Reimbursement)	80,33,850.00
			By	Closing Balance	
				Cash at Bank	477,01,955.62
				Cash in Hand	1,039.00
				Advances	3064,95,199.91
	Total	18861,99,799.67		Total	18861,99,799.67

Notes on Accounts

4

For Odisha Primary Education Programme Authority

State Project Director

State Project Director
Orissa Primary Education Programme
Authority, Bhubaneswar

Date : 17.01.2017
Place : Bhubaneswar

In terms of our attached report of even date

For Patnaik & Co
Chartered Accountants
Firm Reg. No. 310028E



C.A S.K.Patnaik
Partner (M. No. 068524)

ODISHA PRIMARY EDUCATION PROGRAMME AUTHORITY (OPEPA)
Sikshya Soudha, Unit-V, Bhubaneswar- 751001
Kasturaba Gandhi Balika Vidyalaya(KGBV)

Consolidated Incomes & Expenditures Account for year ended on 31st March, 2016

Expenditures		Amount (Rs)	Incomes		Amount (Rs)
To	Non Recurring Cost		By	Interest Received	218,27,407.23
	Construction of Building(New)	453,24,418.50	By	Misc. Receipt	427,17,843.50
	Expansion of Existing Building KGBV sanctioned earlier	60,93,307.00	By	Excess of Expenditure over income	4502,13,371.41
	Boundary wall (Spill over only)	2,35,117.00			
	Boaring/Hand Pump(Spill over only)	6,00,000.00			
	Bedding	26,11,070.00			
	TLE	1,500.00			
	Furniture & Kitchen Equipment	3,26,650.00			
	TLM & Equipment	1,22,734.00			
To	Recurring Costs				
	Maintenance of of Girls	2667,71,286.96			
	Stipend	201,12,841.00			
	Supplementary TLM,Stationery and other educational material	123,23,389.24			
	Salaries	930,12,075.00			
	Vocational Training/ Specific skill training	80,82,832.50			
	Electricity/Water Charges	147,82,205.95			
	Medical Care / Contingencies	137,11,331.92			
	Maintenance	95,22,445.40			
	Miscellaneous	99,77,612.07			
	Preparatory Camps	29,65,279.00			
	PTA/ School function	38,12,002.00			
	Capacity building	34,65,362.60			
	Physical/Self Defence	9,05,162.00			
	Total	5147,58,622.14		Total	5147,58,622.14

Notes on Accounts

4

In terms of our attached report of even date

For Odisha Primary Education Programme Authority

For Patnaik & Co

Chartered Accountants

Firm Reg. No. 310028E


 State Project Director
 State Project Director
 Orissa Primary Education Programme
 Authority, Bhubaneswar




C.A S.K.Patnaik
Partner (M. No. 068524)

Date : 17.01.2017
 Place : Bhubaneswar

Kasturava Gandhi Balika Vidyalaya

Districtwise Opening and Closing Balances

Schedule-1

Name of the Districts/SPO	Opening Balance As on 01.04.2015				Closing Balance As on 31.3.2016			
	Cash in Hand	Cash at Bank	Advance	Total	Cash in Hand	Cash at Bank	Advance	Total
SPO		264071.00		264071.00		4,08,018.00		408018.00
Angul		4574.00		4574.00		6,298.00		6298.00
Dhenkanal		120399.00	2054017.00	2174416.00		1,00,538.76	17,16,953.88	1817492.64
Deogarh		19953.00	6921041.00	6940994.00		18,425.00	142,54,130.00	14272555.00
Keonjhar		1017452.00	13612407.00	14629859.00		42,59,671.00	74,91,690.35	11751361.35
Kandhamal		10407793.32	23438803.00	33846596.32		42,83,428.82	147,37,528.50	19020957.32
Boudh		254314.00	19322278.00	19576592.00		145,83,946.00	122,93,708.00	26877654.00
Sonepur		451236.67	28717332.00	29168568.67		5,46,440.67	491,95,055.00	49741495.67
Nuapada		2819566.34	4540929.00	7360495.34		3,00,737.34	64,09,683.00	6710420.34
Nawarangpur		189156.89	3005944.00	3024860.89		17,82,611.39	391,61,169.00	40943780.39
Malngiri		6627554.00	9506933.00	16134487.00		9,75,805.00	72,17,375.00	8193180.00
Koraput		2596547.00	10561773.00	13158320.00		83,33,321.00	30,50,949.00	11384270.00
Gajpati		9025282.93	19344046.50	28369329.43		3,64,298.93	60,72,189.00	6436487.93
Rayagada	1.00	6787.00	19548048.00	19554836.00	1.00	67,987.00	377,59,795.00	37827783.00
Kalahandi		328371.19	13640874.00	13969245.19		18,39,492.19	235,70,755.00	25410247.19
Ganjam		320593.25	34263161.00	34583754.25		1,23,573.75	400,02,434.00	40126007.75
Sundargarh	712.00	387.01	13028510.50	13029609.51		1,45,090.01	50,00,106.50	5145196.51
Sambalpur		1033474.00	6451998.00	7485472.00		55,816.00	46,76,323.56	4732139.56
Jajpur		267.00	1505000.00	1505267.00		3,15,184.00	15,05,000.00	1820184.00
Mayurbhanj		366821.50	4519944.82	4886766.32		3,42,716.50	88,34,554.24	9177270.74
Bargarh	1038.00	571546.00	7343403.00	7915987.00	1,038.00	4,72,391.00	34,34,994.00	3908423.00
Balesore		452659.64	5365105.88	5817765.52		9,47,876.64	41,39,930.88	5087807.52
Bhadrak		750746.00	2557017.00	3307763.00		1,85,394.00	26,10,849.00	2796243.00
Bolangir		8809456.00	12883851.50	21693307.50		72,42,894.62	133,60,027.00	20602921.62
TOTAL	1751.00	46439008.74	289185917.20	335626676.94	1,039.00	47701955.62	306495199.91	354198194.53



Odisha Primary Education Programme Authority (OPEPA)
Sikshya Soudh, Unit - V, Bhubaneswar - 751001
KGBV

" Schedule-2"

Particulars	FY	LIABILITY					SD/EMD
		Loan from SSA	Loan from NPEGEL	Provision & Payables	Loan From DPEP	(Amount in Rs)	
Opening Balance	01.04.2015	22694,65,684.00	76,007.00	3062,50,768.60	3,00,000.00	18,52,548.00	
SPO	2015-16	62,389.00					
Angul	2015-16	171,94,208.00					
Dhenkanal	2015-16	117,34,969.00					
Deogarh	2015-16	201,95,210.00					
Keonjhar	2015-16	1120,36,693.00				(1,30,000.00)	
Kandhamal	2015-16	1108,67,877.00		120,32,915.00			
Boudh	2015-16	130,08,656.00					
Sonepur	2015-16	737,66,818.00					
Nuapada	2015-16	550,23,597.00		3,35,500.00		13448.00	
Nawarangpur	2015-16	64194036.00		10100556.00			
Malngiri	2015-16	420,10,787.00					
Koraput	2015-16	134962859.00					
Gajpati	2015-16	120,00,000.00		12,17,521.00		16,198.00	
Rayagada	2015-16	221,50,000.00		8,66,934.00			
Kalahandi	2015-16	92748617.00		3276219.00			
Ganjam	2015-16	47852312		5792576			
Sundargarh	2015-16	257,89,005.00		11,90,749.00			
Sambalpur	2015-16	267,90,608.00					
Jaipur	2015-16			199,73,400.00			
Mayurbhanj	2015-16	3268,31,133.00					
Bargarh	2015-16	412,86,851.00	231258.00				
Balesore	2015-16	342,13,242.00				1,12,193.00	
Bhadrak	2015-16	20,00,000.00		2,80,734.00			
Bolangir	2015-16	1341,51,604.00					
During ,2015-16		14208,71,471.00	2,31,258.00	550,67,104.00	-	11,839.00	
TOTAL		36903,37,155.00	3,07,265.00	3613,17,872.60	3,00,000.00	18,64,387.00	

59



" Schedule-2"

Particulars	FY	LIABILITY			ASSET	
		Funds received from GOO (KGBV Class-IX & X Reimbursement)	Advance received from SPO(KGBV Class-IX & X Reimbursement)	Performance Security	Loan from SSA	SD/TDS/NAT
Opening Balance	01.04.2015			1,19,003.00	9591,83,349.00	8,42,692.00
SPO	2015-16	80,33,850.00			62,389.00	
Angul	2015-16				105,04,126.00	
Dhenkanal	2015-16					
Deogarh	2015-16				128,82,490.00	
Keonjhar	2015-16				787,58,778.00	
Kandhamal	2015-16				947,52,877.00	
Boudh	2015-16					
Sonepur	2015-16				532,66,818.00	
Nuapada	2015-16				39534847.00	13,448.00
Nawarangpur	2015-16				441,94,036.00	
Malkngiri	2015-16				398,70,787.00	
Koraput	2015-16				815,83,792.00	
Gajapati	2015-16					
Rayagada	2015-16		5,95,100.00		8,66,934.00	
Kalahandi	2015-16				675,08,071.00	
Ganjam	2015-16		297550			
Sundargarh	2015-16					
Sambalpur	2015-16		1,08,200.00		198,53,908.00	
Jajpur	2015-16		8,11,500.00		10,000.00	
Mayurbhanj	2015-16				2360,71,942.00	
Bargarh	2015-16				309,59,623.00	
Balesore	2015-16				248,44,197.00	
Bhadrak	2015-16					
Bolangir	2015-16				1036,51,604.00	
During ,2015-16		80,33,850.00	18,12,350.00	-	9391,77,219.00	13,448.00
TOTAL		80,33,850.00	18,12,350.00	1,19,003.00	18983,60,568.00	8,56,140.00

55



Odisha Primary Education Programme Authority (OPEPA)
Sikshya Soudh, Unit - V, Bhubaneswar - 751001
KGBV

" Schedule-2"

Particulars	FY	ASSET				ASSET	
		EMD	Refund to SSA	Loan from SSA not included in 2012-13	Advance to DPC (KGBV Class-IX & X Reimbursement)	Provision & Payables	(Amount in Rs)
Opening Balance	01.04.2015	6,24,490.00	220,59,389.00			2109,21,121.00	
SPO	2015-16				80,33,850.00		
Angul	2015-16					6,05,500.00	
Dhenkanal	2015-16					91,34,969.00	
Deogarh	2015-16						
Keonjhar	2015-16						
Kandhamal	2015-16					119,59,924.00	
Boudh	2015-16						
Sonepur	2015-16						
Nuapada	2015-16					2,11,449.00	
Nawarangpur	2015-16					11,19,156.00	
Malikngiri	2015-16						
Koraput	2015-16			210,00,000.00			
Gajapati	2015-16					18,49,278.00	
Rayagada	2015-16						
Kalahandi	2015-16					2,86,813.00	
Ganjam	2015-16					57,92,576.00	
Sundargarh	2015-16					7,29,824.00	
Sambalpur	2015-16						
Jaipur	2015-16					169,63,400.00	
Mayurbhanj	2015-16						
Bargarh	2015-16					1,38,843.00	
Balesore	2015-16						
Bhadrak	2015-16					2,26,734.00	
Bolangir	2015-16						
During ,2015-16		-	220,59,389.00	210,00,000.00	80,33,850.00	490,18,466.00	
TOTAL		6,24,490.00	220,59,389.00	210,00,000.00	80,33,850.00	2599,39,587.00	

